

Wooden Wine Rack

Assembly Instructions




Contents:

Large Metal Frame X 4

Small Metal Frame X 8

Wooden Rails X 8

Neck Protectors X 6




Please note that a Rubber Mallet is required for Assembly.

Step 1

Assemble one large and one small metal frame on a hard, flat surface as indicated in the image on the right.

Take note of the Orientation of the Metal Frames.



Step 2


Align these metal frames with the pre-cut grooves in the wooden rails.

Using a Rubber Mallet, insert the timber half way into the metal frame. This is to ensure easy installation in the later steps.



Step 3

Continue this process to complete one side of your Wine Rack as shown in the image on the right




Step 4



Take Care to ensure that the metal frames continue to align with the pre-cut notches in the wooden rails. This will ensure much easier assembly in the following step.

Once all of the wooden rails are in position, install the remaining two large metal frames facing upwards along the top of the wooden rails.

Once again, only inserting the metal frame half way into the Wooden Rail.



If you find that the rack is not level, place a towel over the affected corner and lightly tap with the Rubber Mallet to align the off corner.

Step 5

Align the remaining 4 small metal frames and once again, only insert half-way. This step may require some adjusting to align the metal pieces with the notches in the timber.



Your Wine Rack also comes with 6 plastic Neck Protectors. These clip onto the metal frame and protect the Wine Bottles as they are being placed in the Wine Rack

Step 6

Once all of the metal frames are in position, hammer down the metal frames until they are flush with the Wooden Rails.



Congratulations, you have just assembled your 20 Bottle Wooden Wine Rack! If you have any additional questions with your purchase, feel free to get in contact. Or alternatively, visit our Website at WineStash.com.au for more products, discounts and wine storage tips.

We hope you enjoy your purchase and look forward to helping you store your wine in the future!

6 Bottle Wooden Wine Rack