

The contents may vary from the illustration on package

support@usatoyz.com



3+

ZERO-G GLOW TRACKS



STEM



FLEXIBLE TRACKS



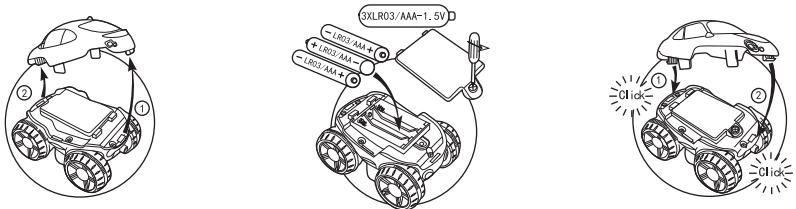
GLOW IN THE DARK



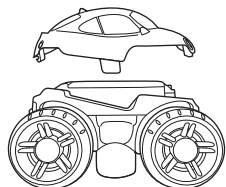
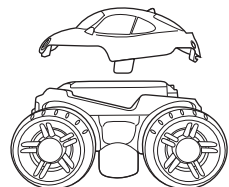
BRIGHT LED CAR



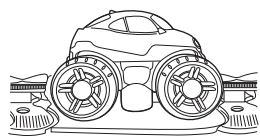

INSTRUCTION MANUAL



Install 3x AAA batteries (not included) according to the correct polarity.



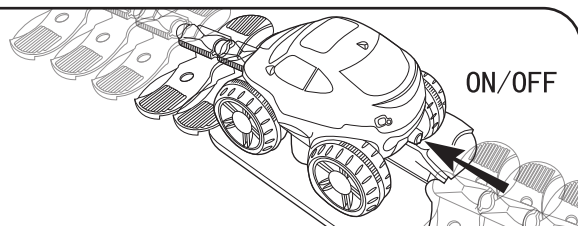
Place the car shell on in the correct direction.



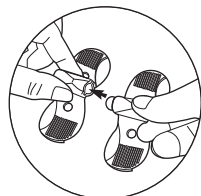

Place the car on the main connector to get it going on the track.

WARNING:
CHOKING HAZARD—Small parts.
Not for children under 3 years.

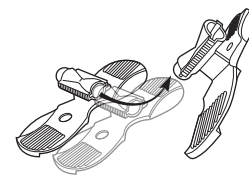
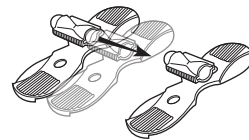
Warning: Adult assembly and supervision required.



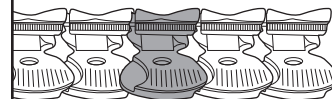
Tie hair back and keep the car away from face and hair to avoid entanglement.



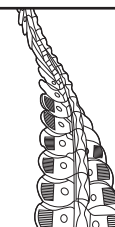
You will hear a click when the track pieces are successfully connected to each other.



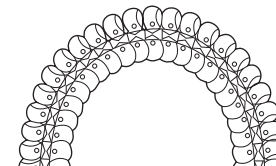
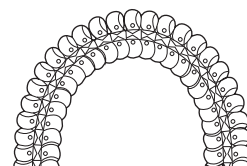
Snap the tracks together at an angle instead of pushing them in straight.



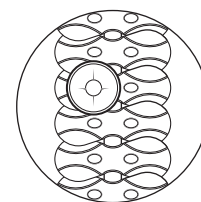
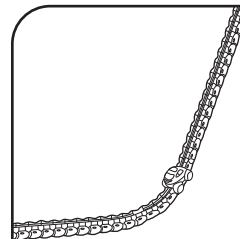
Track pieces should overlap properly.



Twists should be gradual, not sharp.



Turns should be gradual, not sharp.



Tip: Use suction cup tracks when you are sticking the tracks to a slippery surface such as a window or sliding glass door!