

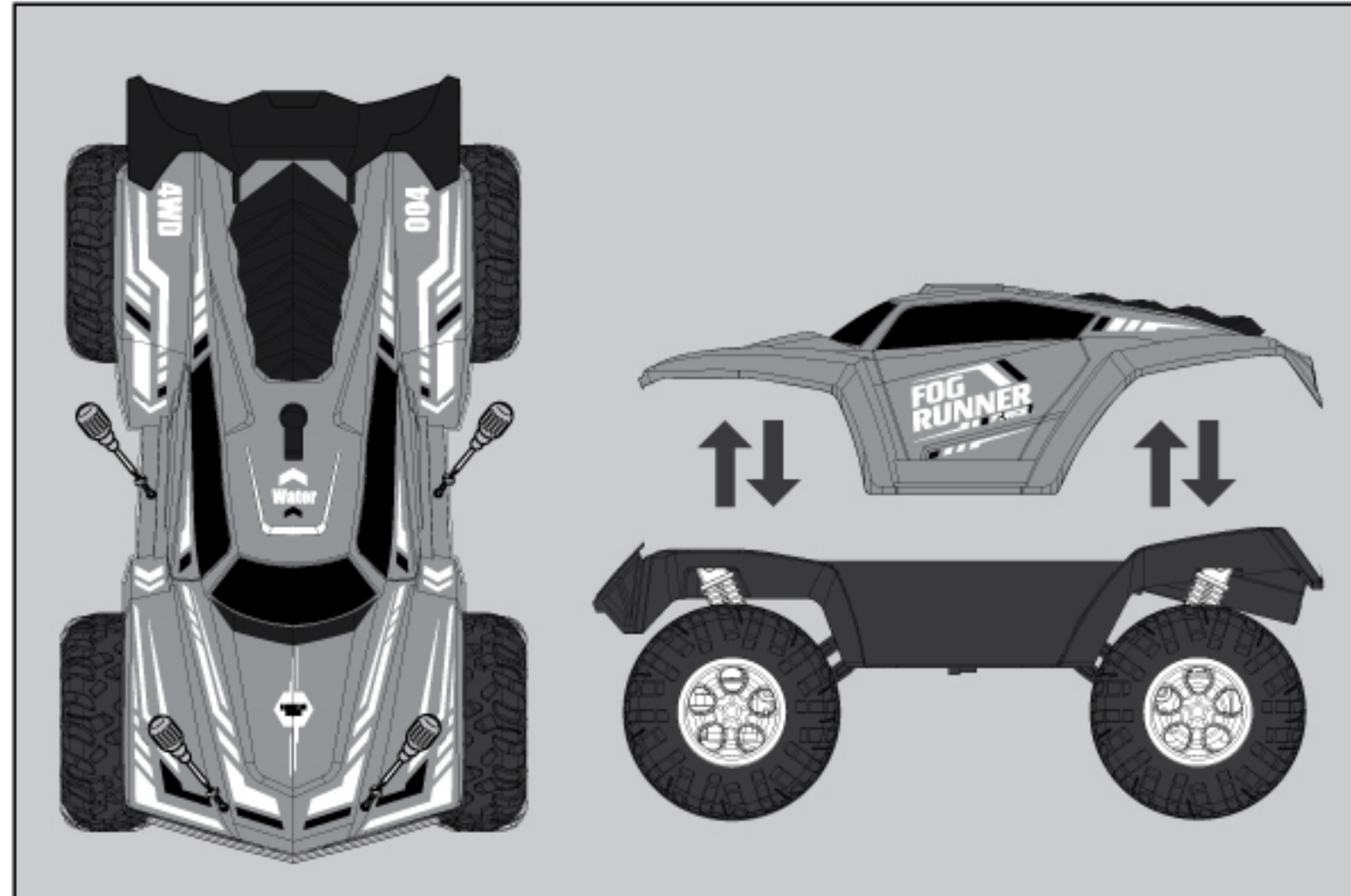

FOG RUNNER

FORCE1



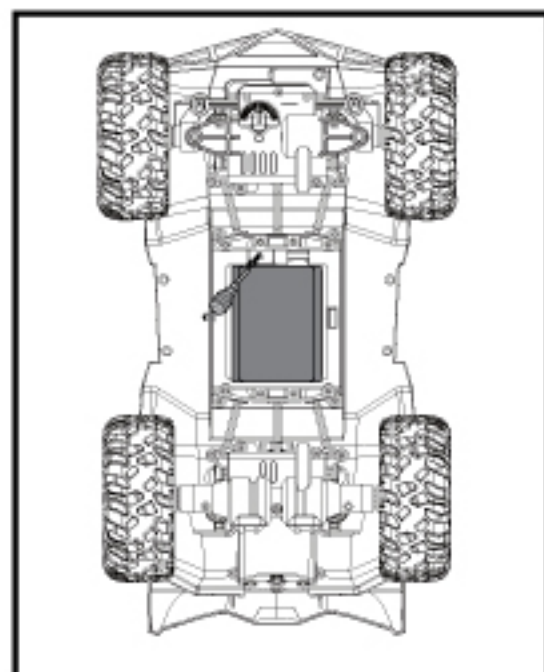
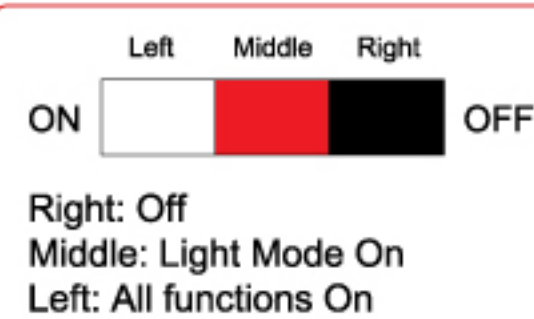
Instruction Manual

Need Technical Support? Contact us at support@force1rc.com

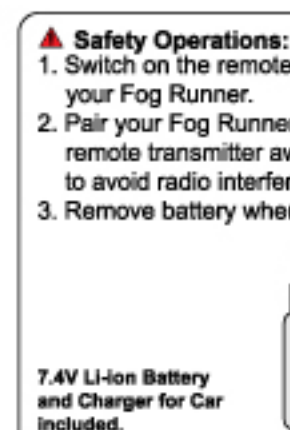


Rechargeable Battery Installation

1. Unscrew the battery cover as shown in Picture 1.
2. Install batteries with correct polarity as marked +/-.
3. Always store batteries in a cool, dry place.
Keep batteries out of reach of children below the recommended age.
4. Adult supervision is advised when replacing the batteries.

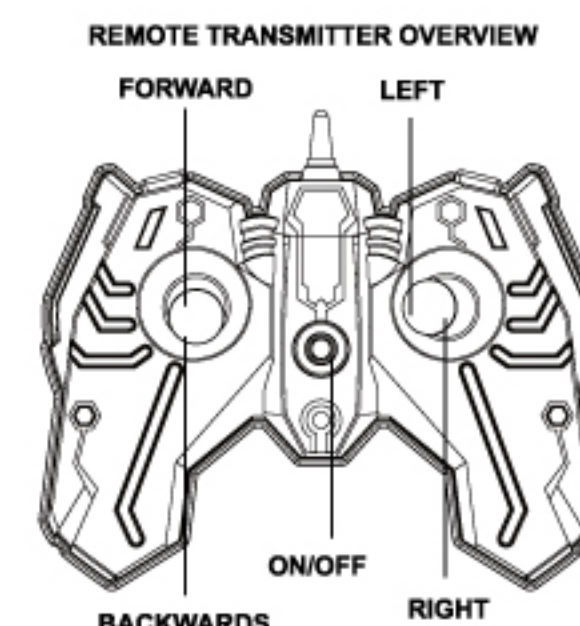


(Picture 1)

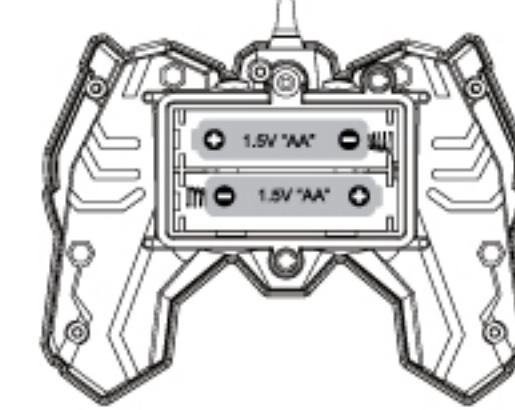


- ▲ Safety Operations:**
1. Switch on the remote transmitter and your Fog Runner.
 2. Pair your Fog Runner with the included remote transmitter away from other RC toys to avoid radio interference.
 3. Remove battery when not in use.

1. Always store batteries in a safe place. Keep out of reach of children who are under the recommended age.
2. Ask parents/guardians for help when replacing the batteries.
3. Turn off controller and open cover.
4. Install batteries accurately in the battery compartment and ensure to place batteries as marked with +/-.



- CAUTION:**
Any improper use of the batteries may cause damage.
1. Do not mix old and new batteries.
 2. Do not mix different brands of batteries.
 3. Insert batteries with correct polarity.
 4. When installing motor parts, gently push 30 degrees upwards with the tip of a finger.



REPLACE BATTERIES WHEN THE FOG RUNNER STARTS TO SLOW DOWN.

- USAGE AND SAFETY:**
1. Leave time between charging and using the battery.
 2. Do not drain the batteries, leave about 20% power remaining to extend the lifetime of the battery.
 3. Do not leave batteries exposed to direct sunlight.
 4. Do not overcharge batteries.
 5. Please use genuine factory spare parts replacements from Force1RC.com
 6. Adult supervision recommended. Warning, small parts.

NOTICE:

Make sure there's no water left over in the car when not in use.
Please empty the water reservoir after every session.



To ensure that play is both safe and fun, please review these operating instructions:

Failure to follow all safety instructions may result in injury or property damage none of which Force1 will be held liable for as proper warnings are outlined in the manual.

- Upon use of this product the end user assumes all responsibility and Force1 cannot be held liable for any personal injury and/or property damage.
- This item contains fast moving parts, motors and/or other wiring. When using it, basic precautions should always be followed including but not limited to the following:
 - Keep your eye on the product at all times
 - Tie back hair or wear a hat to avoid entanglement or injury
 - Keep hands, hair and loose clothing away from moving parts when the power switch is turned ON.
 - Please ensure the product is turned off when not in use.



CHANGES OR MODIFICATIONS TO THIS UNIT NOT EXPRESSLY APPROVED BY THE SELLER WILL VOID THE USER'S AUTHORITY TO OPERATE THE EQUIPMENT.