

Warning!

Adult supervision is required at all times

Failure to follow warning labels and manual could result in injury or death

Read all warning labels and manual before setting up product and keep manual for future use

For **INDOOR USE ONLY**, floor surface should be flat and level

For age 3+

Maximum number of users 3-5

DO NOT use product near open fire, flames, water, potential falling objects or driving cars

DO NOT place or throw objects on the product at any time

DO NOT run around the product

DO NOT jump on the product

DO NOT allow pets inside the product

DO NOT play with deflated Air Dome

If product is damaged or torn, do not use product.

Warning!

Use **ONLY** household 20" electrical box fan and check fan to be safe, stable and resistant to child play

DO NOT use gasoline powered fans or blowers

DO NOT use product near open fire, flames, water, potential falling objects or driving cars

Keep electrical cord entirely outside of fort and out of child's reach,

DO NOT allow children to play with fan t


For fast friendly service please email us with your order number and shipping address at support@usatoyz.com



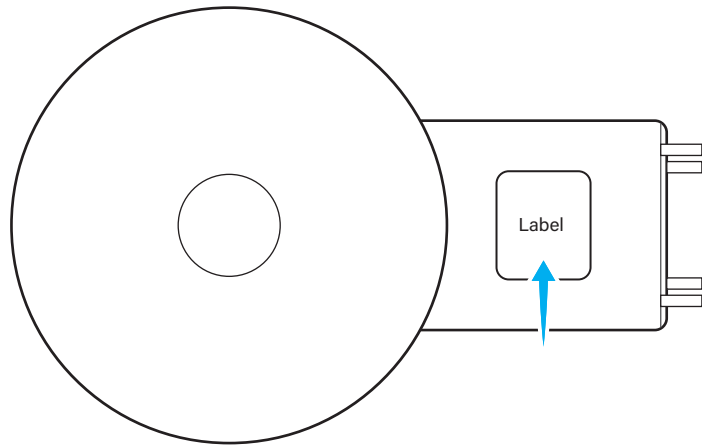
3+

AIR DOME

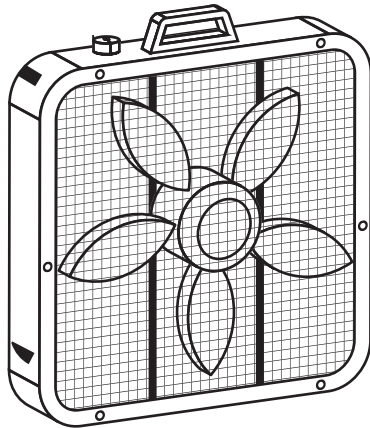
EASY BREEZY PLAYTIME



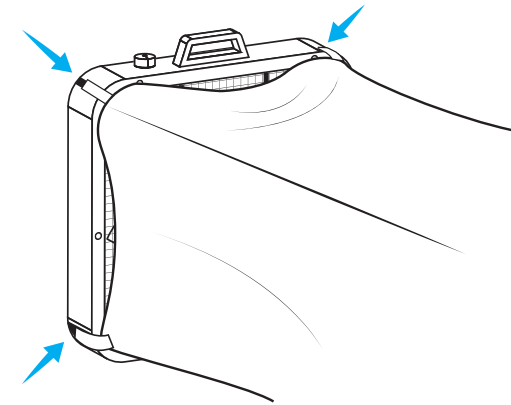
INSTRUCTION MANUAL



Remove your Air Dome from the box and lay it out on the floor. Take note of and thoroughly read the warning label inside the tunnel of your Air Dome.

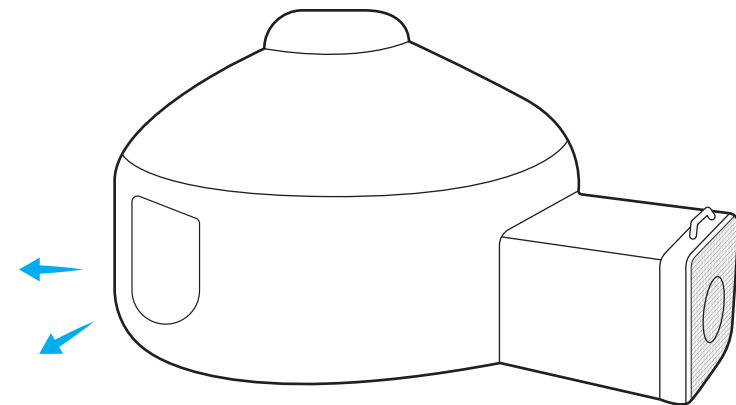


Make sure the fan is NOT on when you plug it in. Clear the area around the fan and stick the 4 stickers on each of the 4 corners of the fan as shown, press firmly.



Attach the Air Dome top tunnel straps to the two top corner stickers on the fan. Attach the bottom tunnel straps to the bottom corner stickers on the fan.

Turn the fan on high to inflate the dome (this takes about 30 seconds). The fan must remain on while playing with the Air Dome. After the Air Dome is inflated you can lower the fan speed to maintain inflation!



To enter /exit your dome, lift the edge of the material and crawl in. The Air Dome will deflate slightly while you enter, but it will re-inflate once the edge of the dome returns to the floor.

Deflation: Everyone MUST exit the dome, and only then turn off the fan and unplug it from the wall. If you turn the fan off before everyone exits, the Air Dome will collapse on them. Use only with adult supervision.