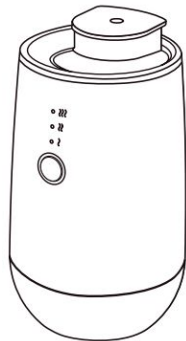




Lux

Quick Setup guide



Contents



Diffuser



Sample Bottle



USB-C Cable



Quick Setup



USB Plug

For the full user guide, additional information,
and troubleshooting, visit

www.essenzapura.co.uk/lux-setup

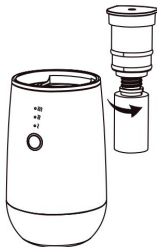
Or scan this QR code...



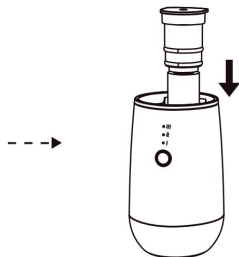
1 Take out the diffuser head



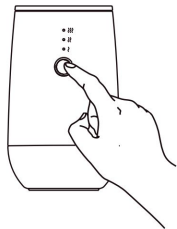
2 Screw on the sample bottle



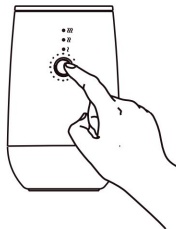
3 Push down the diffuser head



4 Long press to switch the machine on



5 Select the intensity 1-3



6 Click to change the ambient light.

