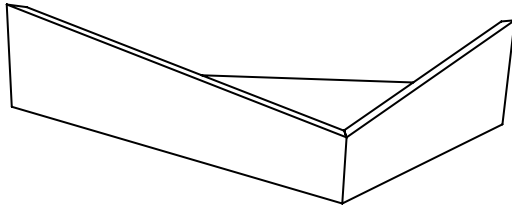


Pelican

ASSEMBLY INSTRUCTIONS



Woodendot

Package contains



We recommend two people for the installation



You will need a manual drill for the wall holes



The drill bit required is \varnothing 6 mm or 15/64"

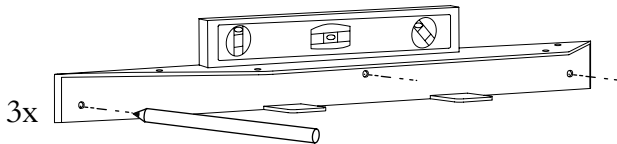
Depth of the hole in wall: 40 mm / 1.57"

For the hole to be the exact depth, measure 40mm/1.57" on the drill bit and place tape around it to mark the distance. Stop drilling when it reaches that depth.

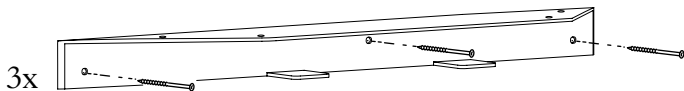
BEFORE YOU START:

The metal base and wood shelf arrive screwed together to prevent damage in the shipping. You **MUST** unscrew them apart before installing. You will find small holes on the bottom part of the wood shelf where the screws were placed, you don't have to match these holes when you screw the pieces back together.

1°



2°



3°

