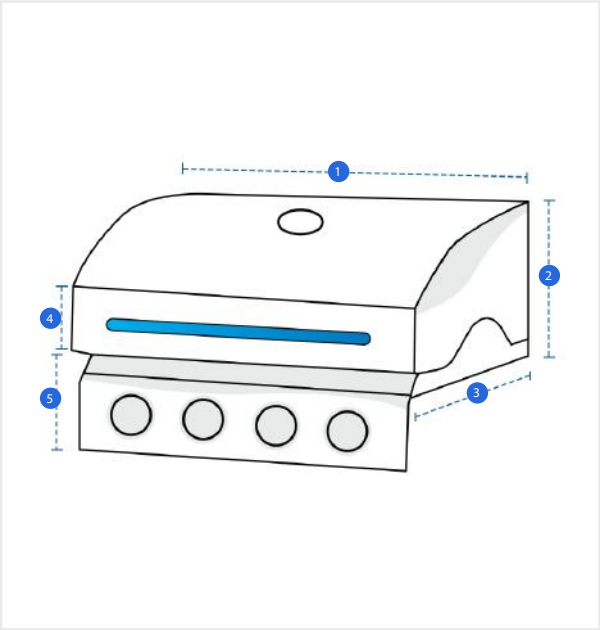


SOLAN OUTDOOR PRODUCTS CUSTOM GRILL COVER

How to Measure Built-in Grill Covers

Measurement Instruction

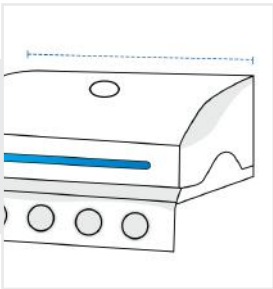
- ✓ Give exact measurement from edge to edge.
- ✓ We add 1" to 2" leeway on the given width/depth for easy pull-in and pull-out.
- ✓ The height dimensions will remain same as provided by you.



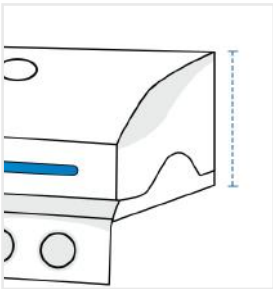
Measurement (Inches)

1. Width	<input type="text"/>	2. Height	<input type="text"/>
3. Depth (Including Handle)	<input type="text"/>	4. Front Height	<input type="text"/>
5. Drop Down Height	<input type="text"/>		

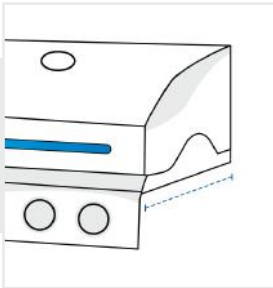
1. Width:
Width of the Grill



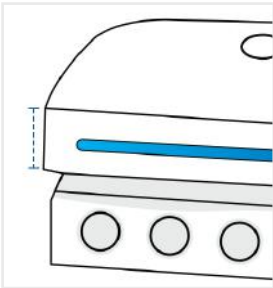
2. Height:
Hight of the Grill



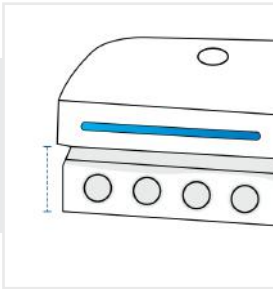
3. Depth (Including Handle):
Depth of the Grill including handle / burners



4. Front Height:
Front height of the Grill (refer image)



5. Drop Down Height:
Drop down height (refer image)



We encourage you to upload the image of the article you need the cover for - this helps our team ensure covers are designed keeping your requirements in mind.