

LINOVISION

POE-SW805G5U-Solar

User Manual

Updated on October 30, 2023

Introduction

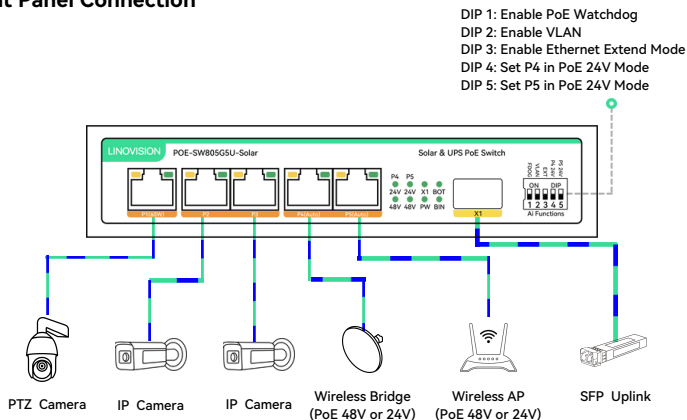
Having the features that power generation by solar energy, intelligent PoE power supply and control on auto charging and discharging, 5+1 high-power solar energy charging switch can more effectively solve the network application and power supply demand in complicated environments such as in remote mountainous areas, scenic spots, network electricity off shore and outdoor construction.

Important Notification

1. Please read the user manual carefully before using. The improper operation may cause damage to machine components.
2. Do not use in places near fire sources.
3. Do not throw it in the water and also wet the internal component in the machine.
4. Do not shorting the positive and negative poles of the battery interface with metal conductors.
5. **Please set DIP switches correctly before connecting any cables and device.**

Application

Front Panel Connection

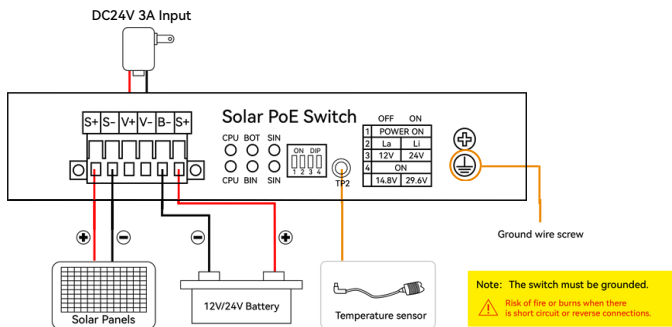


Display&Description

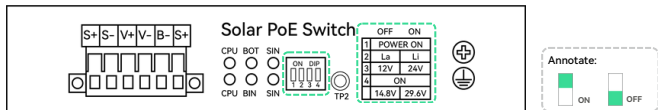


LED Indicators		Status	Description
Port LED 1-3	Orange (PoE)	Always ON	Powered devices connected and power supply normal
		Always OFF	No powered devices connected or no power supply
	Green (Link)	Always ON	Network signal communicated
		Always OFF	Network signal not communicated
Port LED 4-5	Blink		Data in transit
	Green	Always ON	The connected device operates at a speed of 100M
	Green+Orange	Always ON	The connected device has a Gigabit speed
PW: Power		Always ON	Normal
		Always OFF	Power unconnected
BIN: Battery Charging		Always ON	Battery in charging,electricity<98%
		Always OFF	Battery charging or not in charging
		Flicker	To be fully charged,electricity≥98%
BOT: Battery Discharging		Always ON	Battery in charging,electricity>15%
		Always OFF	Battery discharging finished or not discharging
		Flicker	1/2S:electricity<15%
X1: SFP		Always ON	SFP normally connected
		Always OFF	SFP abnormally connected
P4	24V: 4 port 24V PoE	Always ON	24V PoE power supplied
		Always OFF	24V PoE no power supplied
	48V: 4 port 48V PoE	Always ON	48V PoE power supplied
		Always OFF	48V PoE no power supplied
P5	24V: 5 port 24V PoE	Always ON	24V PoE power supplied
		Always OFF	24V PoE no power supplied
	48V: 5 port 48V PoE	Always OFF	48V PoE power supplied
		Always ON	48V PoE no power supplied
BOT,BIN OFF at once : charging finished			

Back Panel Connection



LED Indicator	Status	Description
CPU: System operation	Always ON	System crashed
	Always OFF	System unsuccessfully started
	Flicker	1/2S:battery normal 1/4S:battery failure
BIN: Battery Charging	Always ON	Battery in charging, electricity<98%
	Always OFF	Battery charging finished or not in charging
	Flicker	To be fully charged,electricity=98%
BOT: Battery Discharging	Always ON	Battery in discharging, electricity>15%
	Always OFF	Battery discharging finished or not in discharging
	Flicker	1/2S: electricity<15%
SIN:Solar energy	Always ON	Solar energy input normal
	Always OFF	Solar energy not input
	Flicker	1/2S:solar energy in delayed charging(time:10 mins) 1/4S:solar energy voltage input fault,charging stopped
VIN: DC	Always ON	DC IN normal
	Always OFF	DC not input
	Flicker	DC IN voltage fault, charging stopped
VOT:PoE voltage normal	Always ON	PoE voltage normal
	Always OFF	PoE voltage abnormal



Battery Type	DIP 1	DIP 2	DIP 3	DIP 4	Panel
12V Lead Acid Battery	ON	OFF	ON	ON/OFF	
24V Lead Acid Battery	ON	OFF	ON	ON/OFF	
12.6V Linthium Battery	ON	ON	OFF	OFF	
14.8V LiFePO4 Linthium Battery	ON	ON	OFF	ON	
25.2V Linthium Battery	ON	ON	ON	OFF	
29.6V LiFePO4 Linthium Battery	ON	ON	ON	ON	

Technical Spec

Solar & UPS Management	
Flexible Power Supply and Priority	Solar Power > External DC > Battery
Built-in Solar Charge Controller	Yes (PWM Controller)
Solar PV Input	300W Max ≤32V(in DC 12V Mode) or ≤45V(in DC 24V Mode)
Max. Charging Current	5A
Support external DC charging	Yes
DC Input Range	For 12V Battery: DC 15-26V; For 24V Battery: DC 30-36V
Built-in Battery Management	Yes
Battery Type	Lead Acid/Lithium/LiFePO4
Battery Input	12/24V 5A
Battery Capacity	50AH
Discharge Current	8A

POE Switch	
Interfaces	(5) 10/100/1000Base-T RJ45 Ports (1) 1.25G SFP Slot
PoE Outputs	Port 1: 802.3bt PoE++ 60W (Pin 1/2/4/5+, 3/6/7/8-) Port 2-3: 802.3af/at PoE 30W (Pin 1/2+, 3/6-) Port 4-5: 802.3af/at PoE 30W (Pin 1/2+, 3/6-) or Passive 24V PoE 24W (Pin 4/5+, 7/8-)
Total PoE Budget	65W
Exchange Capacity	12Gbps
Packet Forwarding Rate	8.94Mpps
Mac Address Table	2k
Packet Buffer Memory	2.4Mb
Jumbo Frame	10240 Bytes
Protection Level	6kV Lightning protection 6kV ESD Contact discharge

System	
Enclosure	Metal, fanless design
Dimension	5.91 x 5.12 x 1.34 Inches (160×130×34 mm)
Net Weight	1.61 lbs (0.73kg)
Power Consumption	5W Max (without PoE output)
Protection Level	6kV Lightning protection 6kV ESD Contact discharge
Working Temperature	-4 °F ~ 140 °F (-20°C ~ 60°C)
Storage Temperature	-22 °F ~ 158 °F (-30°C ~ 70°C)
Working Humidity	10% ~ 90% RH non-condensing
Storage Humidity	5% ~ 90% RH non-condensing