



LEE BROOM

ORION NEW CEILING CANOPY OPTIONS

From February 2019



MINI CEILING CANOPY
(INCLUDED)

DRIVER IN CEILING




MINI CEILING CANOPY
WITH SIDE ENTRY ADAPTER
(SUPPLIED SEPARATELY)

DRIVER SURFACE MOUNTED



DEEP CEILING CANOPY
(OPTIONAL)

DRIVER IN CANOPY



The mini ceiling canopy and mini ceiling canopy with side entry adapter are suitable for the majority of installations



For more information please contact:

US & Canada Inquiries: +1 212 804 8477 - sales@leebroom.com

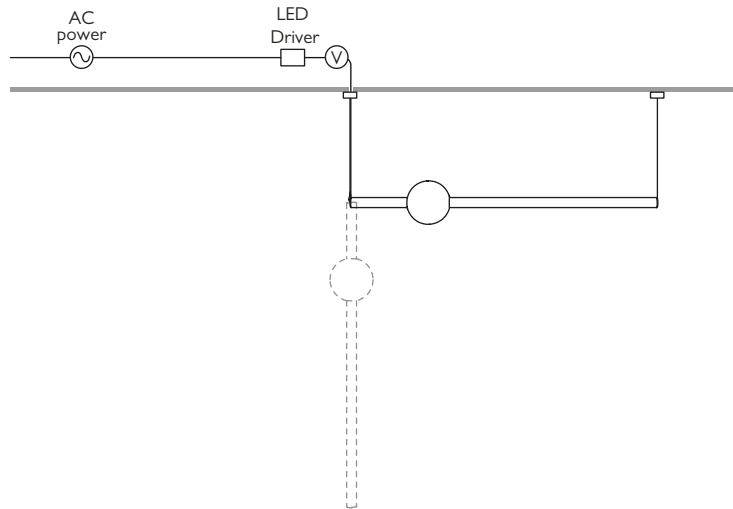
UK & Global Inquiries: +44 207 820 0742 - 95 Rivington Street, London, EC2A 3AY - info@leebroom.com

www.leebroom.com

INSTALLATION EXAMPLES

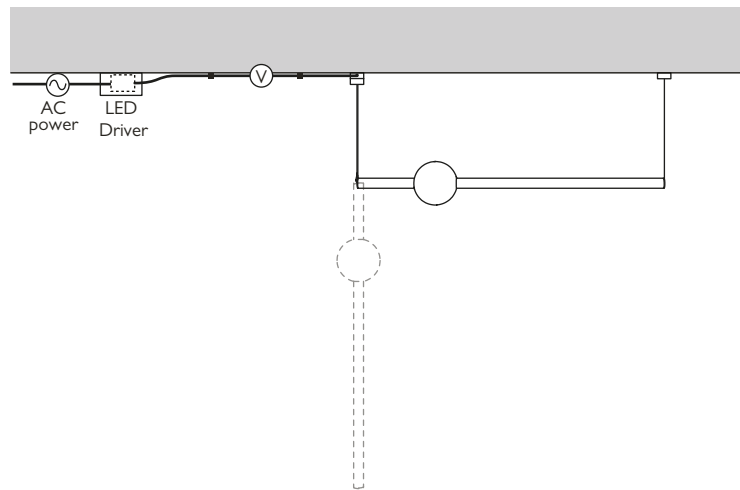
INSTALLATION TYPE 1: DRIVER IN CEILING

- Use mini ceiling canopy
- Wired to LED driver located remotely up to 5m (15ft)* away from luminaire
- Low voltage wiring running in ceiling void



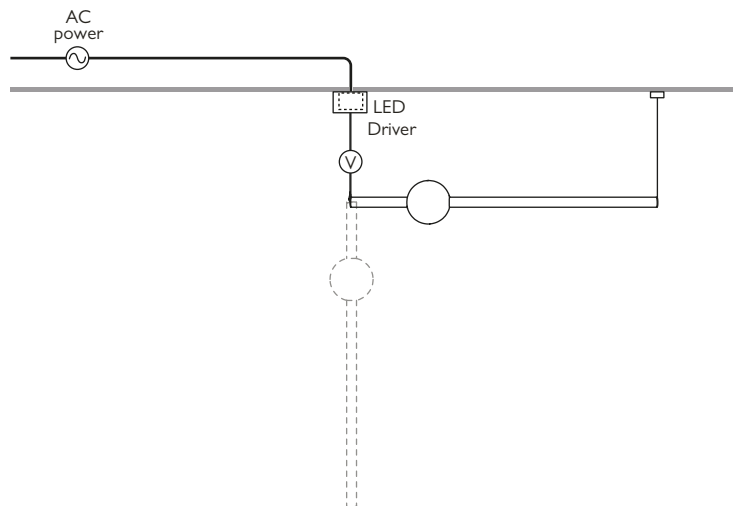
INSTALLATION TYPE 2: DRIVER SURFACE MOUNTED

- Solid/concrete ceiling
- Use mini ceiling canopy plus side entry adapter (adapter supplied separately)
- Wired to LED driver located remotely up to 5m (15ft)* away from luminaire in suitable enclosure
- Low voltage wiring running on surface of ceiling or in conduit



INSTALLATION TYPE 3: DRIVER IN CANOPY

- Use deep ceiling rose, mount driver inside
- Mains voltage wiring running in ceiling void
- Mounts to standard 4" octagonal outlet box (for USA) or can be fixed directly to ceiling



* this distance can be increased depending on wire gauge used. Consult your electrician



For more information please contact:

US & Canada Inquiries: +1 212 804 8477 - sales@leebroom.com

UK & Global Inquiries: +44 207 820 0742 - 95 Rivington Street, London, EC2A 3AY - info@leebroom.com

www.leebroom.com