



LEVEL  
TWO



More  
Than  
Words



LIVING FAITH BIBLE CURRICULUM





**Author:** Rebecca Spooner

**Master Books Creative Team:**

**Editor:** Craig Froman

**Design:** Jennifer Bauer

**Cover Design:** Diana Bogardus

**Copy Editors:**

Judy Lewis

Willow Meek

**Curriculum Review:**

Kristen Pratt

Laura Welch

Diana Bogardus

First printing: September 2019

Copyright © 2019 by Rebecca Spooner. All rights reserved. No part of this book may be used or reproduced in any manner whatsoever without written permission of the publisher, except in the case of brief quotations in articles and reviews. For information write:

Master Books®, P.O. Box 726, Green Forest, AR 72638

Master Books® is a division of the New Leaf Publishing Group, Inc.

ISBN: 978-1-68344-163-2

ISBN: 978-1-61458-723-1 (digital)

Unless otherwise noted, Scripture quotations are from the English Standard Version (ESV) of the Bible.

Printed in the United States of America

Please visit our website for other great titles:  
[www.masterbooks.com](http://www.masterbooks.com)

Permission is granted for copies of reproducible pages from this text to be made for use within your own homeschooling family activities. Material may not be posted online, distributed digitally, or made available as a download. Permission for any other use of the material must be requested prior to use by email to the publisher at [info@nlpg.com](mailto:info@nlpg.com).

All artwork from [istock.com](http://istock.com) or [shutterstock.com](http://shutterstock.com) except page 218 (Carrie Kingsbury), page 238 (Library of Congress), page 287 ([Superstock.com](http://Superstock.com)), and pages 20, 50, 80, 120, 151, 180, 316, 346 (Public Domain).

## → About the Author



Rebecca Spooner is a homeschooling mom of five young children who was homeschooled herself. She lives in Northern British Columbia with her husband, her children, her many homeschool books, and her coffee maker. She spends her days blogging, writing books, recording videos and podcasts, speaking at homeschool conventions, and raising her children. She is a worship leader at her church and is passionate about helping to inspire a generation of children who know who they are and who have a personal, life-changing relationship with God.

→ To the teacher,

Welcome to More Than Words! This curriculum is the result of frustration looking for something more, so much prayer, my passion and heart for both God and my kids, and lots and lots of coffee and late nights.

I'm just a mom (if we can ever use those words together) who saw a need. My credentials aren't hanging up on my wall; my only authority is my relationship with God and my deep love for Him. I have such a longing for more: in my own relationship with God, in the lives of my kids, and in the lives of all those around me — more than Bible stories, more than going through the motions, more than being a “good person.” I want a relationship with God that is real and personal; I want to know the heart of God and let that be what I leave behind for my kids and yours!

There was no big moment, no “writing on the wall” that this series stems from. It was a remark made flippantly in a conversation: “If I could write something it would be Bible curriculum.” It stemmed from my desire to talk about what I am most passionate about and help kids make their faith their own. Here I sit, sipping coffee in my pj.'s, putting the finishing touches on a book that has so exceeded the seed of imagination I had just one year ago.

God is big like that; we look at life and we see such a small part. We stumble along trying to make sense of the piece we are given, never knowing what thread will open into a masterpiece. I felt no compelling “calling” to do this and yet, without me even knowing, it has turned into my legacy.

Let my life story be a small thread in the lives of others. Let my testimony be that my God is good and faithful — in the good times and the hard times, and in the seasons of knowing and the seasons of stumbling in the dark.

It is my prayer that this book will help your children go on a journey to closer relationship with Jesus — to know Him intimately and to be marked as His forevermore. Let them never be able to turn away or fall aside because of their love for God and relationship with Him.

Today is just a thread in a masterpiece, my friend — in your life and the lives of your children. It is just the beginning!

For His Glory,

Rebecca



To the student,



Welcome to More Than Words! My name is Rebecca. I'm a homeschool mom with 5 kids who decided to write a Bible curriculum for my own kids and for you! My oldest son is now 12 but was 11 when I first started writing this, and I relied heavily on his thoughts and ideas to help create something that would be interesting and fun and not like anything else you've done!

Caleb asked for missions every single day. He wanted something funny and colorful and not bogged down with lots of writing and assignments.


So I took what He was looking for and tried to create a journal that would be adventurous and full of life to help us not just learn more about who God is and who we are but also to draw us into relationship with Him.


The God who created the heavens and the earth wants to have a relationship with you! He has plans for your life bigger than anything you can even imagine. He loves you more than you can ever fathom. It is my prayer that this book will prompt you to go deeper in your faith and relationship with God. May it give you an opportunity to seek Him every day, to hear His voice, and learn to follow His ways. This year is going to be an adventure and I can't wait to hear what God does in your life and heart in the months to come!

Love,

Rebecca Spooner

Mom to Caleb, Selah, Malakai, Aliyah, and Janiah  
Wife to Jonathan (the police officer, yes, that's real)  
Worship leader and more than any of that ...  
Child of God





Suggested Daily Schedule  
Quarter I: Who Is God?

Week 1: God is 3 in 1 . . . . . Page 15

- Day 1: Caleb's Story
- Day 2: Scripture Study
- Day 3: Picture Study/Art
- Day 4: Character Study: Humble

Week 2: God is Love . . . . . Page 25

- Day 1: Selah's Story
- Day 2: Scripture Study
- Day 3: Poetry/Art
- Day 4: Character Study: Content

Week 3: God is Good . . . . . Page 35

- Day 1: Caleb's Story
- Day 2: Scripture Study
- Day 3: Hymn Study/Art
- Day 4: Character Study: Dependable

Week 4: God is Eternal . . . . . Page 45

- Day 1: Selah's Story
- Day 2: Scripture Study
- Day 3: Picture Study/Art
- Day 4: Character Study: Perseverance

Week 5: God is Omnipresent . . . Page 55

- Day 1: Caleb's Story
- Day 2: Scripture Study
- Day 3: Poetry/Art
- Day 4: Character Study: Patience

Week 6: God is Incomprehensible . . . . . Page 65

- Day 1: Selah's Story
- Day 2: Scripture Study
- Day 3: Hymn Study/Art
- Day 4: Character Study: Honesty

Week 7: God Knows Everything . . . . . Page 75

- Day 1: Caleb's Story
- Day 2: Scripture Study
- Day 3: Picture Study/Art
- Day 4: Character Study: Courage

Week 8: What is God's Name? . . . . . Page 85

- Day 1: Selah's Story
- Day 2: Scripture Study
- Day 3: Poetry/Art
- Day 4: Character Study: Compassion

Week 9: Review . . . . . Page 95

- Day 1: Review Game
- Day 2: Crossword Puzzle Review
- Day 3: Quarter I Project
- Day 4: Character Study Review



Quarter 2: Who Am I to God?

Week 10: Created and Loved.. Page 103

- Day 1: Caleb's Story
- Day 2: Scripture Study
- Day 3: Hymn Study/Art
- Day 4: Character Study: Self-control and Self-discipline

Week 11: Fallen and Imperfect.. Page 115

- Day 1: Selah's Story
- Day 2: Scripture Study
- Day 3: Picture Study/Art
- Day 4: Character Study: Kindness

Week 12: Chosen.....Page 125

- Day 1: Caleb's Story
- Day 2: Scripture Study
- Day 3: Poetry/Art
- Day 4: Character Study: Optimism

Week 13: Saved.....Page 135

- Day 1: Selah's Story
- Day 2: Scripture Study
- Day 3: Hymn Study/Art
- Day 4: Character Study: Thankful

Week 14: A New Creation.....Page 145

- Day 1: Caleb's Story
- Day 2: Scripture Study
- Day 3: Picture Study/Art
- Day 4: Character Study: Peaceful

Week 15: Imitators of Christ...Page 155

- Day 1: Selah's Story
- Day 2: Scripture Study
- Day 3: Poetry/Art
- Day 4: Character Study: Respect

Week 16: Called.....Page 165

- Day 1: Caleb's Story
- Day 2: Scripture Study
- Day 3: Hymn Study/Art
- Day 4: Character Study: Joy

Week 17: My Identity in Christ.....Page 175

- Day 1: Selah's Story
- Day 2: Scripture Study
- Day 3: Picture Study/Art
- Day 4: Character Study: Cooperative

Week 18: Review.....Page 185

- Day 1: Review Game
- Day 2: Crossword Puzzle Review
- Day 3: Quarter 2 Project
- Day 4: Character Study Review





## Quarter 3: Walking the Walk

Week 19: How to Pray .....Page 193

- Day 1: Caleb's Story
- Day 2: Scripture Study
- Day 3: Poetry/Art
- Day 4: Character Study: Adaptable

Week 20: How to Use Your Bible .....Page 203

- Day 1: Selah's Story
- Day 2: Scripture Study
- Day 3: Hymn Study/Art
- Day 4: Character Study: Trustworthy

Week 21: Worship .....Page 213

- Day 1: Caleb's Story
- Day 2: Scripture Study
- Day 3: Picture Study/Art
- Day 4: Character Study: Understanding

Week 22: Works vs. Faith ..... Page 223

- Day 1: Selah's Story
- Day 2: Scripture Study
- Day 3: Poetry/Art
- Day 4: Character Study: Work Ethic

Week 23: Gifts of the Spirit .. Page 233

- Day 1: Caleb's Story
- Day 2: Scripture Study
- Day 3: Picture Study/Art
- Day 4: Character Study: Encouraging

Week 24: Fruit of the Spirit .. Page 243

- Day 1: Selah's Story
- Day 2: Scripture Study
- Day 3: Hymn Study/Art
- Day 4: Character Study: Loving

Week 25: The Ten Commandments ..... Page 253

- Day 1: Caleb's Story
- Day 2: Scripture Study
- Day 3: Poetry/Art
- Day 4: Character Study: Obedient

Week 26: The Armor of God .. Page 263

- Day 1: Selah's Story
- Day 2: Scripture Study
- Day 3: Hymn Study/Art
- Day 4: Character Study: Loyal

Week 27: Review ..... Page 273

- Day 1: Review Game
- Day 2: Crossword Puzzle Review
- Day 3: Quarter 3 Project
- Day 4: Character Study Review





## Quarter 4: The Great Relationship

Week 28: Hearing God's Voice .....Page 281

- Day 1: Caleb's Story
- Day 2: Scripture Study
- Day 3: Picture Study/Art
- Day 4: Character Study: Generous

Week 33: Meditate on the Word .....Page 331

- Day 1: Selah's Story
- Day 2: Scripture Study
- Day 3: Hymn Study/Art
- Day 4: Character Study: Attentive

Week 29: Seeking Him .....Page 291

- Day 1: Selah's Story
- Day 2: Scripture Study
- Day 3: Poetry/Art
- Day 4: Character Study: Helpful

Week 34: Take Every Thought Captive .....Page 341

- Day 1: Caleb's Story
- Day 2: Scripture Study
- Day 3: Picture Study/Art
- Day 4: Character Study: Responsible

Week 30: Draw Near to God ..... Page 301

- Day 1: Caleb's Story
- Day 2: Scripture Study
- Day 3: Hymn Study/Art
- Day 4: Character Study: Integrity

Week 35: Making Wise Choices .....Page 351

- Day 1: Selah's Story
- Day 2: Scripture Study
- Day 3: Poetry/Art
- Day 4: Character Study: Sincere

Week 31: Pray Without Ceasing ..... Page 311

- Day 1: Selah's Story
- Day 2: Scripture Study
- Day 3: Picture Study/Art
- Day 4: Character Study: Confident

Week 36: Review.....Page 361


- Day 1: Review Game
- Day 2: Crossword Puzzle
- Day 3: Project 4 Project
- Day 4: Character Study Review

Week 32: Rooted to the Vine ...Page 321

- Day 1: Caleb's Story
- Day 2: Scripture Study
- Day 3: Poetry/Art
- Day 4: Character Study: Fair

Appendices ..... Page 367

- Dictionary/Thesaurus
- Full Hymns
- Bible Verse Log
- Optional Extended Memory Work
- Who God Says I Am
- Flashcards
- Answer Keys





## HOW TO USE THIS BOOK

### CALEB'S STORY

### SELAH'S STORY

Each week begins with a story from my own kids: Caleb and Selah. The stories alternate and help to introduce the topic or theme that will be discussed that week in a relatable and engaging (and often funny) manner.

After the story there is a short teaching to help expand and flesh out the topic that was introduced. This was designed to either be a family teaching time (you can read to the students) or to be done independently by the child.

### TALK ABOUT IT

This section has some questions to help apply the lesson to the student and get them thinking about what it means to them. This section has a space for them to write their response or they can journal their thoughts in their optional notebook or just think about/orally answer the questions. Adapt it however it works best for your family and your student!

### WHAT DO YOU THINK?



### MEMORY WORK

Each week students will be working on their memory work flashcards which are provided at the back of the book. There are blank cards for them to write the verse in their own translation or they can use the provided ones in the ESV translation. Every lesson will prompt them to work on their flashcards and quarterly reviews are built in to help them really master the verses they memorize throughout the year. A Bible Verse Log beginning on page 389 helps you track your progress.

### DEAR GOD...

There are opportunities throughout the lessons for your child to write a prayer. This is an optional place to respond to the lesson through prayer. Feel free to adapt it with group/family prayer, silent prayer, or to have them journal their prayers in a notebook instead.

### MORE THAN WORDS MISSION

Every single day has a secret (and totally optional) mission. Throughout the year, this is an opportunity for your kids to further grasp the concepts being taught through hands-on and adventure-based activities. These can be done totally independently, and the only recommended resource is a journal to use as a log book (there are journal prompts throughout the missions) as well as some sort of box or container to collect things throughout the year.

## COPYWORK

Each week there is copywork built in to help them

further practice and learn their memory verse. It always recommends that they either use the verse below or look it up in their own Bible translation. They can also write their memory verse in their translation on the blank cards at the back and use those throughout the week.

Before we begin our Scripture study for the week, students will be prompted to take a few minutes to ask God to help them understand and hear what He has for them that day.

OPEN  
MY EYES



## SCRIPTURE STUDY

Each week students will begin to learn the inductive Bible

study method where Scripture interprets Scripture. They are taught to look at the context of their memory verse and ask questions to help them see and better understand their memory verse for the week. They will most often ask the 5 W's (who, what, where, when, why) about the passage, through simple circle the correct answer, and write or narrate through discussion how they think the passage applies to them or how they feel they should respond.

Day 3 alternates between poetry studies, hymn studies, and picture studies. Students will learn about rhyme and rhythm, different types of poems, and analyzing poems that help expand on the topic. They will be learning about the history of popular hymns and listening to/interpreting hymns to help them understand what they are saying and learn more about the topic being taught in the lesson. (Additional verses are available in the back for all the hymns except for "Wonderful Words of Life" and "Turn Your Eyes Upon Jesus.") They will also be looking at beautiful, classical paintings throughout the year. They will discuss shadows and light, symbolism and meaning, and different art techniques, continuing to tie in these amazing Charlotte Mason principles with the lesson being taught.




Each week students will respond to the lesson through art drawing, performance, painting, and other artistic expressions. These will challenge your students to learn more about different art forms but also to express and respond to the various things they are learning about. Consider these optional.

POETRY  
STUDY

HYMN  
STUDY

PICTURE  
STUDY



## CHARACTER STUDY >>>>

Every week will have a character study. Students will begin to learn how to use a dictionary OR they can use the provided definitions and thesaurus at the back of the book for the purposes of the word study. They will begin to define in their own words to help them better understand the word. They finish their character study with choosing two or more verses to look up to see what the Bible has to say about this character trait.

## NOT ON MY OWN STRENGTH

After each character study, there is a prompt to pray and ask God to help us grow in this area of our life. This section can be used as a place to write their prayer in the space provided or simply as a prompt for silent or group prayer depending on how you are using the book. It is intentionally placed to help students remember that it is not through striving or works that we become like Jesus or get into heaven, but through God's grace and relationship with Him.

### COURSE SUPPLY LIST

There are a few items you will want to have handy each week, which include:

- Colored pencils or crayons
- Bible
- A pencil or marker
- Scissors

A few items throughout the course are used for optional projects, which would include:

- Journal or notebook for your mission log (spy notebook)
- Dictionary
- Thesaurus
- Shoebox or empty bin/container for spy kit
- Spy kit stuff (string, binoculars, duct tape, magnifying glass, etc.)
- Computer to listen to various hymns
- Highlighters
- Post-it notes
- Tape
- Poster board
- Paint and art supplies (pastels, watercolor, etc.)
- Paint brushes

# CALEB'S STORY

Week One: God is 3 in 1

Day: ① 2 3 4

My name is Caleb and I am 11 years old. I love adventure and stories, ice cream and food (lots and lots of food). I have 1 brother and 3 sisters, and I am homeschooled. You might think that means I stay at home and work in my schoolbooks all day long. Maybe you think I stay in my pajamas and don't have any friends, but you would be wrong. I have so many friends sometimes I just want to stay home and sleep! I am the normal variety of kid that hates to go to sleep but doesn't want to wake up once I'm sleeping. I get dressed, though sometimes I wear the same clothes a few days too many (my mom is always getting after me to stop wearing pants with holes in them). I have a dog, her name is Penny, and she is a mutt — mixed with multiple different breeds and happy and slobbery and sometimes not too smart — but I love her.

This year mom gave me a journal and told me to write about what I learn in Bible time. I like to write, but only when I feel like it (mom rolls her eyes and tells me I'm normal as she thrusts a pencil into my hand). So instead of a normal journal I am going to create a top-secret spy journal. I will be secret agent "Lion Roar": careening through adventures and discoveries and making writing much more interesting!

This morning in Bible time we learned about the Trinity: God is 3 in 1. God the Father, Jesus the Son, and the Holy Spirit. But only God can be all those persons individually and yet all one God. Mom says we are made in God's image with 3 parts: mind, body, and spirit.



I don't understand it, but I guess God is just like that: bigger than what we can understand. I may not understand everything about God, but I am going to go undercover to see what I can discover about Him from the world around me. Time to make my spy kit!

Caleb

This first part of the year we are going to start our journey with God by first learning more about who He is and those things we know about Him. The first thing we know about God is that He is three distinct people: The Father, the Son, and the Holy Spirit, but all one God. This is one of the mysteries of God. It is important to know that there are some things that are just bigger than our understanding. In our world it is impossible to be three separate people but all one person. But here's the thing — we don't have to understand it for it to be true! We call this attribute of God the Trinity or the Godhead.

## TALK ABOUT IT

Do you feel like you understand one part of God more than another? What is something about God that you want to learn more about (God the Father, Jesus the Son, or the Holy Spirit)?

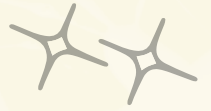
WHAT DO YOU THINK? 

---

---

---





In the back of the book, find your week 1 flashcard. As your memory verse collection grows, you can use the cards to play games to help you review, and/or to test your knowledge. Get your card out and read your verse a few times to help you start to learn it or look up our verse for the week in your own Bible translation: Matthew 3:17.

## MEMORY WORK

At the back of the book is an Optional Extended Memory Work chart if you want to challenge yourself even more!

DEAR GOD... Write or narrate a short prayer asking God to teach you more about who He is this week:

---

---

---

## ★ ★ ★ MORE THAN WORDS ★ MISSION ★


Your mission, should you choose to accept it, is to make a spy kit. You are going to be using this spy kit to observe your family, to write notes in your notebook, and to keep a log of different missions that you complete. Here are some ideas for your kit:

- A notebook (if you don't have a spare one, you can make one with a stapler and some paper! Cut out a cereal box for the cover to protect the pages).
- A pencil or pen
- Binoculars or a magnifying glass (or both)
- Flashlight
- String

Name: \_\_\_\_\_

Day: 1 ② 3 4

Take a few minutes to go over your memory verse for the week: Matthew 3:17.

 **MEMORY WORK**

## COPYWORK

To help you learn your verse we are going to copy it. This will also help us to see what we are learning about. Copy the verse on the lines as neatly as you can. Say the words as you write.

And behold, a voice from heaven said, "This is my beloved Son, with whom I am well pleased." ( Matthew 3:17)

---

---

---


Before we ever begin studying the Word of God it is important to first ask Him to help us understand what we read. Before you begin, pray and ask Jesus to open your mind and heart to understand what He wants to say to you today.

**OPEN MY EYES** 

## SCRIPTURE STUDY

One of the most important things we are going to be doing this year is learning how to test everything with the Word of God and not just take a little bit without understanding the whole picture. We are going to learn how to study the Bible by reading the whole passage to know the context, taking note of important things, and thinking about what we can do or how we can put what we learned into practice. This is called inductive Bible study. Let's take our memory verse, Matthew 3:17, and go a little deeper.

Read Matthew chapter 3 in your Bible. As you read, take notes or underline anything that you have questions about or is very interesting to you. Each week we are going to ask some questions about the passage to help us see what is happening. We'll ask about the who, where, how, what, and when of the verses.



**WHO** is this chapter about?

- a. James and John
- b. Jesus and John

**WHAT** is happening in this passage?

- a. John is baptizing people and preaching
- b. Jesus is baptizing people and preaching

**WHERE** is Jesus baptized?

- a. The River Galilee
- b. The River Jordan

**WHEN** did God speak from heaven?

- a. When Jesus went into the water
- b. When Jesus came out of the water

**HOW** did the Spirit of God come on Jesus?

- a. In the form of a dove
- b. As tongues of fire



This passage of Scripture is really important because we see all three of the Godhead or Trinity together. Jesus is being baptized by John the Baptist. When He comes up out of the water the Holy Spirit comes upon Him like a dove and God speaks from heaven, "This is my beloved Son with whom I am well pleased."

→ HOW DOES IT APPLY? ←

Write or narrate to your teacher one thing you can take from this Scripture. It can be something you want to learn more about, something that interested you or seemed important to you, or something you think God wants you to do after studying it.

---

---

---

★ ★ ★  
**MORE THAN WORDS**  
★ **MISSION** *update*

Your mission this week is to use your spy kit to observe and record characteristics of a good father to help us learn more about God the father. Write what you discover in your spy notebook.





Name: \_\_\_\_\_

Day: 1 2 ③ 4

# PICTURE STUDY

*Homecoming into the Father's House*  
by Ferdinand Georg Waldmüller (1855)



Take a look at this painting of a father coming home to his family. First, let's look at the setting. The setting just means the scene in the background. Is it a city or a farm, a house or a barn, day or night? What season is it?

Notice how the

father is dressed; it looks like he is coming home from work. What do you think he does for a job? This painting was created in 1855. It is an oil painting on panel and is by an Austrian painter named Ferdinand Georg Waldmüller. Do the kids look happy to see him? This painting makes me think of when my dad would come home from work, we would all gather around him and want him to play with us or tell him about our day. I love how happy the father is to see his family, too! It reminds me of how God, my heavenly Father, feels about His children!

## → TAKE A CLOSER LOOK:


1. How does the family feel as they welcome Dad home?
2. How does it make you feel looking at it?
3. What are some of your favorite memories with your father or grandfather?
4. If we think of God as our Father, how do you think this painting relates to God and you?



Today you are going to draw a picture of what a good father looks like to you. It could be a picture of your father and something you do together. It could be a picture of God as your Father and how He takes care


of you. You get to practice being creative, and remember, you can always ask God to give you inspiration (that means to give you an idea or help get you excited about doing it).

You can ask your teacher what medium you are allowed to use: pencils or pens. Make sure you get permission and then create a picture of a father to help you remember that God is your Father in heaven!



★★★  
MORE THAN WORDS  
★ MISSION *update*

Spies and secret agents often have to do a lot of research for their missions. Today you are going to research “characteristics of a good father” on the Internet and record some of your favorite words in your spy notebook. Make sure to ask a parent for permission for this mission. If you cannot use the Internet, keep going with your mission from yesterday.



Show your creative side as you work on your memory verse!  
Matthew 3:17

AND BEHOLD  
a voice from heaven said,  
THIS IS *my Beloved Son*  
IN WHOM I AM  
well pleased.



Name: \_\_\_\_\_

Day: 1 2 3 ④

# CHARACTER STUDY >>>> Humble

What do you think it means to be humble? Sometimes even though we kind of know what a word means, it can be hard to explain and put into words. Ask your parent or teacher if they want you to use a dictionary or the back of this book to do your word study. You are going to learn how to start researching and putting definitions into your own words.

Humility is viewing other people as just as valuable as we are so that we do not become proud. Look up the word *humble* in a dictionary (or the back of this book) and think about what it means.



Using a thesaurus (or the back of this book), look up a synonym and antonym of *humble*. Choose your favorite words and write them in the blanks below.

Synonym: \_\_\_\_\_ Antonym: \_\_\_\_\_

In your own words, humble means:

---

---

---

## WHAT DOES THE SAY?

We can find what the Bible says about being humble. Choose two verses from the list below (or more) to learn more about humility.

Ephesians 4:2

James 4:10

Philippians 2:3

Colossians 3:12

2 Chronicles 7:14

Proverbs 22:4

**NOT**

## ON MY OWN STRENGTH


Write or say a prayer asking God to help you grow in humility and thanking Him for the good work He is doing in you.

---

---

---

Can you recite your verse to your parent or teacher? Mark your Bible Verse Log in the back of the book to help you keep track!

 **MEMORY WORK**



## MORE THAN WORDS ★ MISSION *update*

We are going to take all the words we wrote down this week in our notebook and put them into a secret message. For this mission you will need a white crayon or a candle, your notebook or a piece of paper, and either watercolor paint or a dark juice like grape juice. Choose some of your describing words or adjectives for a good father and write them in a white crayon or a wax candle on the paper to make a secret message. You can reveal your message by using watercolor or dark grape juice and painting it over your paper to reveal your words.



## SELAH'S STORY

Week Eight: What is God's Name?

Day: ① 2 3 4

Caleb has a secret agent name. I saw him write it in a secret code he gave to Malakai: Secret Agent Lion Roar.


I bet he chose the name because it made him feel strong or fierce. I want to create a secret agent name too, but I don't want it to be strong or fierce, I want it to be creative like: Goldeneye Girl.

I love cats. I have three of them and I wish I could have more. Cats have very good vision too, so my name means that I see things other people might miss. Everybody has a name — it is one of the ways we are all different. It is how people call us or think of us or how we think of ourselves. It would be terrible to have no name, to just be “girl.”

I wonder what God's name is. There are lots of things we call Him in the Bible: Jesus, Lord, Savior, the Lion and the Lamb . . . but does He have a name?

Whoops, Mom is calling me (well, by calling me I mean she said a bunch of names until she found mine . . . sometimes Mom mixes our names up). Better go see what she needs. Maybe I'll ask her about God's name.

Selah



In Bible times, names were very important. Every name had a meaning attached to it, and it would often signify something important. Today we often choose names based on meaning too — whether it is the meaning of the name or what the name means to us (like maybe you were named after a special relative). Many people have wondered what God’s name is. In Exodus 3, Moses asked God what His name was, and the Hebrew Bible tells us that His name is YHVH. We cannot pronounce a word with no vowels, so you will often see it or hear it pronounced as Yahweh. In many Bible translations you will notice it says I AM because that is the closest English translation of the Hebrew YHVH. God is the great I AM, who was and is and is to come.

Nicknames are something we call someone, usually based on something they remind us of. Some of God’s names are kind of like that. If we have needed something and seen God provide for us, we often say God is our Provider. If we have felt lonely and God has met us in that place, we might call Him our friend. He is our Redeemer, Savior, Shepherd, Healer, the Prince of Peace, God with Us, Lord of Hosts.

## TALK ABOUT IT

Do you know what your name means? Ask your parents or look it up if you don’t.

What names do you think of when you think of God?

Do you have any nicknames?

WHAT DO YOU THINK?




---

---


---

---





Find your week 8 memory verse flashcard at the back of the book or make your own using your own Bible version: Proverbs 18:10.

 **MEMORY WORK**

DEAR GOD... Say or write a prayer asking God to help you understand who He is.

---

---

---

---

★ ★ ★  
**MORE THAN WORDS**  
★ **MISSION** ★

A name is a word we use to help us think of a particular person or to describe something. Your mission today is to create a code name or a secret name for yourself. It might be a secret agent name or a code name that doesn't have your name at all. Share it with your mission partner or write it in your mission log. The names or titles that we use to describe God are really kind of like a secret code name. They don't really describe all of who God is because God is so much bigger than a name. If you want, create code names for your entire family!






Name: \_\_\_\_\_

Day: 1 ② 3 4

Take a few minutes to go over your memory verse for the week: Proverbs 18:10.



**MEMORY WORK**

## COPYWORK

Use the verse below or your Bible translation to copy your memory verse on the lines below. Say the words while you write them to help you memorize it.

The name of the Lord is a strong tower; the righteous man runs into it and is safe. (Proverbs 18:10)

---

---

---


Take a few minutes to pray and ask God to help you understand and hear what He has for you today as we study His words.

**OPEN MY EYES**



## SCRIPTURE STUDY

Proverbs is a book of the Bible filled with wise sayings. It's different from the rest of the Bible because rather than being paragraphs and stories and history, it is written as little sayings. Each verse is unique and different, and it is filled with things to think about. Our memory verse comes from Proverbs 18, and for our Scripture study we are going to read the entire chapter. We will do our Scripture study a little bit like our poetry studies.



1. Read it slowly. Think about every verse as you read it and what it means.
2. Highlight or underline your favorite sayings.
3. Think about our memory verse and what it means, and journal or narrate your thoughts below.

How do you think God's name is like a strong tower?

---

---

---

→ HOW DOES IT APPLY? ←

Write or narrate to your teacher one thing you can take from this Scripture. It can be something you want to learn more about, something that interested you or seemed important to you, or something you think God wants you to do after studying it.

---

---

---

★ ★ ★  
MORE THAN WORDS  
★ MISSION *update*

Your mission, should you choose to accept it, is to create name art with your code name. You can choose to do it with your nickname or your first name. There are lots of different ways to do that. You can make your name fill a whole sheet of paper from top to bottom where every letter touches then color/make patterns between the letters. You could write your name and the definition. You could paint or try different letters like bubble letters or block letters. Put the finished project in your spy kit or share it with your mission partner or a friend or family member.

Name: \_\_\_\_\_

Day: 1 2 ③ 4



The Bible tells us that at the name of Jesus every knee will bow (Philippians 2:10–11). We know that God’s name is special, holy, and powerful. You’ll notice that this poem is a little bit different than the other ones. Instead of 4 lines there are 5. This is kind of like a limerick in the way it rhymes. A limerick has 2 long lines that rhyme, 2 short lines that rhyme and a last long line that rhymes with the first ones. Usually they are silly and funny, so this poem is not really a true limerick, but it will help us see the structure and hear the way the syllables are organized. It might help to clap the syllables while you read it out loud. Ask a parent if you need help. Practice your poetry skills by using the model below to read the poem.

→ LET’S TRY IT!

1st time: Read and listen for the rhythm and rhyme.

2nd time: Read and pause after each line, thinking about what it means.

3rd time: Read and think about what each stanza means or is saying. Can you make pictures in your mind?

### THE NAME OF GOD


The name of God is like a light  
That shines upon our darkest night  
When in despair  
His name in prayer  
Renews our hearts with hope and might



The name of God is like a tower  
Tall and strong hour by hour  
Easy to see  
A shield for me  
At His name all darkness cowers



The name of God is glorified  
Lifted high and magnified  
Holy and pure  
It shall endure  
Every knee shall testify



Circle or highlight your favorite stanza on the previous page. Write below or narrate to your teacher what you think this is saying in your own words.

## THE NAME OF GOD

---

---

---

---



Today you are going to draw a picture to go along with the poem we read today. Choose one of the ideas below or come up with your own!

1. Draw a picture of a dark place (a tall, dark mountain or a dark valley) with light shining on it.
2. Draw a picture of a wheat field or grassy field with a huge, strong, stone tower in the middle.
3. Draw a picture of a person kneeling or worshipping. It can be a stick figure.

Use a pencil to start and when you are done, add color with colored pencils, markers, paint, or pastels. Ask a parent if you aren't sure which medium you should use.

# ★★★ MORE THAN WORDS ★ MISSION *update*

Your mission today, should you choose to accept it, is to try to decipher some of the names of God in the secret code below. Check it with the answer key when you are done and see how you did. Choose one of the names and write it in your spy journal to learn more about.


▽ ▽ _____	◁ □ ▽ ▯ _____	◁ ▽ ◁ □ ▽ _____	◁ ▽ ◁ □ ▽ _____
▽ ▯ × ▽ ▯ × _____	○ ▯ ▽ ▯ ▯ ▽ ▯ ○ _____		
▽ □ ▽ ◁ ▽ ○ _____	▯ ▽ ▽ × ▯ ▽ ▽ ▯ ◁ _____		
▯ ▽ ▽ × ◁ ▽ _____	◁ ▽ ▽ ▯ ◁ × ▯ ▽ _____		
▽ ▯ × ▽ ▽ □ × _____	▯ ▽ ▽ ◁ □ ◁ _____		
□ ▽ ▽ □ ▽ × ○ ◁ ▽ ▽ ▽ ▽ ▽ _____	▽ × ○ ◁ ▽ ▽ ▽ ▽ ▽ _____	▽ × ▯ _____	
▽ ○ ◁ ◁ ▽ ▯ ▽ ▽ ▽ ▽ ▽ _____	▽ ▽ ▽ ▽ ▽ ▽ ▽ ▽ ▽ _____		

**KEY CODE:**

A	B	C	D	E	F	G	H	I
□	◇	△	▽	▯	▷	▽	×	◁
J	K	L	M	N	O	P	Q	R
▽	▽	▷	▽	◁	▽	▽	▽	○
S	T	U	V	W	X	Y	Z	
▽	▽	×	▽	◁	▽	▽	▽	

Remember to work on your memory verse!  
Proverbs 18:10.

MEMORY WORK



Name: \_\_\_\_\_

Day: 1 2 3 ④

# CHARACTER STUDY >>>>

## Compassion

The Bible tells us in Psalm 103:13 that “As a father shows compassion to his children, so the Lord shows compassion to those who fear him.” What do you think it means to be compassionate? Sometimes we kind of know what something means but it is hard to explain. Look up *compassion* in a dictionary or the back of this book and think about what it means and how you could explain it if someone asked you.



Using a thesaurus (or the back of this book), look up a synonym and antonym of *compassion*. Choose your favorite words and write them in the blanks below.

Synonym: \_\_\_\_\_ Antonym: \_\_\_\_\_

In your own words, compassion is:

---

---

---

## WHAT DOES THE SAY?

Did you know that God is compassionate? Jesus is compassionate too. He cared deeply about people, and He had compassion on them. As Christians, we are called to imitate or follow Jesus' example. This means that we need to also be compassionate. Let's read more about what God has to say about compassion.

Choose two (or more) passages below and find and read them in your Bible.

Mark 6:34

Colossians 3:12–13

Luke 7:13

Psalm 78:38

James 5:11

Isaiah 63:7

**NOT**

## ON MY OWN STRENGTH


Write or say a prayer asking God to help you be more compassionate to others and to show you opportunities to show compassion.


---

---

---

Can you recite your verse to your parent or teacher? Mark your Bible Verse Log in the back of the book to help you keep track!

 **MEMORY WORK**



## \*\*\* MORE THAN WORDS ★ MISSION *update*

This week we have been learning how God's name is like a strong tower. A tower is safe, and it is something that stands above everything else, something that protects us from danger and is always there. The stones are built to last! To help us remember our memory verse and think about the power of God's holy name, go outside and do some collecting.

Your mission is to see if you can find some rocks — ones that are more flat will work best. Write some of the names you know for God (or nicknames we learned about in week 1) on the rocks and glue them together to make a tower. Find somewhere to put it like a windowsill or a shelf to help you think about who God is to you.



# SELAH'S STORY

Week Seventeen: My Identity in Christ

Day: ① 2 3 4

I am a 10-year-old girl. I am a sister, a daughter, a cousin, a niece, and a granddaughter. I am good at the violin and singing and harmonizing. I love cats and horses and animals of any kind. These are facts about me, but they aren't really me. Sometimes I wonder who I am.

Sometimes I worry about being smart enough or good enough or pretty enough. When my friends don't want to play with me, I wonder if they like another person more than me. I get embarrassed and worried that people don't understand me or that I'll make a mistake.

Today in Bible time we talked about what God says about us and that it doesn't matter what people think or say about us because we are who God says we are — loved, accepted, able to do all things through Him, and wonderfully made. Mom said we need to test our thoughts with God's Word and decide if they are true or not. I guess those thoughts and worries aren't really important. It's hard to find who I am in God if I care too much about what my friends and other people think. Maybe if I have a really close relationship with God, and He is my closest friend, I'll care more about His opinion than anyone else's.

Selah







Your identity is who you believe you are. It is easy to think about who we are by what we do, but that always limits us. God says we aren't limited by what we do or what we think we can do because we can do all things through Him (Philippians 4:13). We have a God-given identity that cannot be taken away. An example would be if you were really, really good at soccer. You might start to think about yourself as a soccer player. Maybe you grow up and it becomes your job and you travel the world as a soccer player! It is exciting until one day you break your knee and you can never play soccer again. If we base who we are on things like that, it can be very hard to find ourselves when our circumstances change. But God tells you that you are so much more than that!

## TALK ABOUT IT

What are some words that you think describe who you are?

What are some of the things you are good at?

Have you ever believed something negative about yourself? Have you ever thought, "I am not smart, or I am not good enough, or people don't like me"?

Do you think those things are what God thinks of you? How do you think He sees you?



---

---

---

---

WHAT DO  
YOU THINK?



## DEAR GOD...

Say or write a prayer asking God to show you who you are in Christ. Ask Him to help you see when you are believing a lie about yourself and to instead show you what He says.

---

---

---

---

Find your week 17 memory verse flashcard at the back of the book or make your own using your own Bible version: Ephesians 2:10.



## MORE THAN WORDS ★ MISSION ★

Today you are going to do a little science experiment. For this mission you will need corn starch, water, and a spoon or something to stir with. Put 1 cup of corn starch into a bowl and slowly add 3/4 cup of cold water. Stir continuously until you get a gloopy texture. You want it to be quite thick, but you may need to add a bit more water. Test out your quicksand by putting a toy or spoon on the surface and watch it slowly sink down. Try slapping the surface and see if your hand sinks.


This experiment is kind of like what happens when we base who we are on what people think or what we do. It isn't firm and it isn't something that will be there forever. Instead, we have to view ourselves through God's eyes.

**\*IMPORTANT:** Don't dump the quick sand down the sink; it will separate and can clog your sink. Instead pour it into a zippered bag and put it in the garbage.

Name: \_\_\_\_\_

Day: 1 ② 3 4

Take a few minutes to go over your memory verse for the week: Ephesians 2:10.



**MEMORY WORK**

## COPYWORK

Use the verse below or your Bible translation to copy your memory verse on the lines below. Say the words while you write them to help you memorize it.

For we are his workmanship, created in Christ Jesus for good works, which God prepared beforehand, that we should walk in them.  
(Ephesians 2:10)

---

---

---

---

Take a few minutes to pray and ask God to help you understand and hear what He has for you today as we study His words.

**OPEN MY EYES**



## SCRIPTURE STUDY

For our Scripture study today, we are going to go to Colossians 3:1–17. This passage is about our new self, our new identity as children of God. As you read, highlight or underline anything that seems really special or interesting to you or anything you have questions about.

Circle the correct answer based on the text:

**WHO**


is our life hidden in?

- a. With Christ in God
- b. In earthly things

**WHAT**

should we put on?

- a. The things of earth
- b. Our new self



## WHERE

does the peace of Christ rule?

- a. In heaven
- b. In our hearts

## WHEN

someone has a complaint against us what should we do?

- a. Forgive each other
- b. Understand what they are saying

## WHY

does Paul list all the different people in verse 11?

- a. Because they are God's chosen ones
- b. To show that the only identity that matters is our identity in Christ

## HOW

is our new self being renewed?

- a. In knowledge after the image of its Creator
- b. By forgiving one another



## → HOW DOES IT APPLY? ←

Write or narrate to your teacher one thing you can take from this Scripture. It can be something you want to learn more about, something that interested you or seemed important to you, or something you think God wants you to do after studying it.

---

---

---


## MORE THAN WORDS ★ MISSION *update*

For today's mission you will need to find a mission partner to work with. Choose an animal for the other person to be but don't tell them. Write it down on a piece of paper and either give it to them face down or tape it to their back. Take turns asking yes or no questions of the other person, like, "Do I walk on all fours?" See who can guess their identity first. When you are done, write about it in your mission log.

Was it hard to guess who you were? Think about who you are — all the little pieces that make up your personality, the things you like and don't like. God not only knows every detail about you, but He calls you His workmanship.

Name: \_\_\_\_\_

Day: 1 2 ③ 4




*Girl with a Pearl Earring* by Johannes Vermeer (c. 1655)



This is an oil painting of a girl wearing a headscarf and a pearl earring. It was painted by a Dutch painter, Johannes Vermeer, around 1655. Often when we look at paintings of people, we can see glimpses into who they are. We can tell that this girl is young — she has no lines on her face, no wrinkles. She doesn't look angry or scared. What else can you tell about this girl from the painting? Who do you think she is?

→ TAKE A CLOSER LOOK:

1. Use your magnifying glass to look closely at the painting. What do you notice?
2. Where is the light coming from?
3. How old do you think she is?
4. Can you make up a story about who this girl is? Why is she there? Who is she looking at?





Today you are going to create a character sketch of yourself — who you are in God. At the top of your project write your name. All around the page write statements about who you are in God, your identity, and who He says

you are. In the middle you can draw a picture of yourself or glue a picture or even doodle something for each statement you make. For example, you could write, “I have been given peace,” and draw a picture of a dove. You can use the space below or a large sheet of paper or poster board. If you need help thinking of who you are in God, there is a list at the back of the book that you can use!



# MORE THAN WORDS

## ★ MISSION *update*

We have thoughts all the time about ourselves, and one of the most important lessons we can learn is how to “Take our thoughts captive” (2 Corinthians 10:5). Some thoughts that we have are lies, some are our own feelings, and some are true. We can test our thoughts with the Bible. Today we are going to play truth or lie. Circle if you think the thought is what God says about you or if it is a lie.

Truth or Lie “I can’t do this math question; I am not smart enough.”

Truth or Lie “Nobody wants to be with me.”


Truth or Lie “I am the best person in the world!”

Truth or Lie “I am loved.”

Truth or Lie “I make mistakes all the time.”

Now it’s your turn! Take your mission log with you today and write down thoughts that you have and whether they are the truth or a lie. If you need to, look at the list at the back of the book of who God says you are to remind you of what is true. When we speak God’s truth over our lives it changes us because God’s words are powerful!

Remember to work  
on your memory  
verse!  
Ephesians 2:10.

 MEMORY  
WORK



Name: \_\_\_\_\_

Day: 1 2 3 ④

# CHARACTER STUDY >>>> Cooperative

How do you think you can cooperate with other people? With your family and friends? Can you think of some examples where you cooperated? Look up the word in a dictionary or the back of this book and think about what it means.



Using a thesaurus (or the back of this book), look up a synonym and antonym of *cooperate*. Choose your favorite words and write them in the blanks below.

Synonym: \_\_\_\_\_ Antonym: \_\_\_\_\_

In your own words, to cooperate means:

---

---

---

## WHAT DOES THE SAY?

Jesus spoke many times about us loving one another and living in peace with one another. That is kind of like cooperating. He even compares the church to a body, where we all have different jobs, but we all work together for one purpose, just like cooperating! Let's read more about what the Bible has to say about working together.

Choose two (or more) passages below and find and read them in your Bible.

- |  |   |
|--|---|
| <input type="checkbox"/> Ecclesiastes 4:9–12 | <input type="checkbox"/> Proverbs 27:17         |
| <input type="checkbox"/> Hebrews 10:24–25    | <input type="checkbox"/> Matthew 18:20          |
| <input type="checkbox"/> 1 Corinthians 1:10  | <input type="checkbox"/> 1 Corinthians 12:12–27 |



**NOT**

## ON MY OWN STRENGTH

Write or say a prayer asking God to help you cooperate with other people more.

---

---


---

## MORE THAN WORDS ★ MISSION *update*

Did you know that the Bible tells us that the Word of God is like a sword? It can help us fight the lies that we believe, and help us begin to have faith and truly believe, deep inside our hearts, God's truths. For today's mission, you are going to need to cooperate with a partner (a friend, sibling, or parent/teacher). You are going to take turns saying a thought that you might have (like we were thinking of yesterday in our mission) and this time, the other person has to speak God's truth instead. You can take out the page at the back of the book to help you. If you want to make it even harder, you can try to look up the Bible verses and read them out loud. The more familiar you become with God's truths, the more you will recognize the lies when they pop up in your thoughts.

If you want, write about it or draw a picture in your mission log.

Can you recite your verse to your parent or teacher? Mark your Bible Verse Log in the back of the book to help you keep track!

 **MEMORY WORK**



# CALEB'S STORY

Week Thirty: Draw Near to God

Day: ① 2 3 4


My little brother can sometimes be . . . well, annoying. Especially when I have a friend over, or I want to do something that he doesn't. He sometimes gets silly when it isn't the time to, or he doesn't understand, or tries to take over. So, when my friends Joel and James come over, sometimes we just want to hang out by ourselves.

But, of course, Malakai goes to Mom and then Mom calls for me. "Include your brother," she says. I nod my head, sigh, and go back and try to include him. But it is hard, and he knows it.

Today I had my friends over, and we were playing a game and he was just being annoying and trying to get us to stop so we would go outside. When it wasn't my turn, I watched him, and I realized he was really lonely. We had been playing for hours and he didn't have anyone else to play with. In that moment, I didn't see my annoying brother — I saw someone who felt left out and like no one wanted him around.

I told my friends, "Let's go outside and do something else and play this later. Want to come Malakai?" I watched his face light up and instead of feeling good, I felt really terrible. How many times had I wished he would just leave us alone? How many times had I mistaken his actions as mean when he really just wanted to be included and felt hurt that I didn't want him around?

Caleb





Have you ever had someone be with you because they felt like they had to, not because they wanted to? How does it feel to be chosen out of obligation? Not very good, right? In the same way, God doesn't want you to come to Him or serve Him out of obligation. That is part of the reason that He gave us free choice. He knew that some people would choose not to follow Him, but He wanted us to have the choice. God doesn't force anyone to be His, to love Him, or to spend time with Him. But He stands at the door and knocks. He gives you opportunities and is always there waiting for you.

Jesus tells us that He is the light of the world and that whoever follows Him will not walk in darkness. What do you think that means? If we think of the world as a place of darkness, and Jesus is the light, that means that He is our hope. We are naturally attracted to Him. It is in your nature, the very way that you were fashioned and made, to be drawn to your Creator. In James 4:8, He promises that if we draw near to Him, He will draw near to us as well.

## TALK ABOUT IT

Have you ever wondered why God gave Adam and Eve the choice to eat from the tree?

Why didn't He just not put that tree in the garden?

Do you think He knew what would happen?

Why do you think God wants you to choose Him?

---



---




---



---

WHAT DO YOU THINK? 





## DEAR GOD...

Write or say a short prayer asking God to help you remember Him, to draw near to Him, even in the middle of your busy days.

Find your week 30 flashcard in the back of the book or look up this week's verse in your own Bible translation: John 8:12.



## MORE THAN WORDS MISSION

Your mission today is to go to a dark room with a flashlight and turn off all the lights. If you want, do this with a friend. Sit in the darkness for a few minutes to give your eyes time to adjust to the darkness. Your pupils will dilate so that they can take in any little bits of light from under the door or coming in through the curtains, and soon you will be able to see a little bit (unless there is no light at all). Once your eyes have adjusted, turn the flashlight on and point it on the wall. Your eyes are naturally drawn to the light. Your pupils contract so that less light comes in so that they aren't damaged. God made our eyes to be drawn to the light. In the same way, we are drawn to the light of God in the middle of our darkness. Draw a picture of an eye in your mission log and, if you want, label the parts of the eye. Write about what happened when your eyes saw the light and think about how we are drawn to Jesus because He is the Light of the World.

Name: \_\_\_\_\_

Day: 1 ② 3 4

## COPYWORK

Copy the memory verse for this week.

Take a few minutes to go over your memory verse for the week: John 8:12.

## MEMORY WORK

Again Jesus spoke to them, saying, "I am the light of the world. Whoever follows me will not walk in darkness, but will have the light of life." (John 8:12)

We are going to study the context of our memory verse this week. Before we begin, say a short prayer asking God to open the eyes of your heart, to open your mind, and to help you understand what He is saying in today's Scripture passage.

## OPEN MY EYES

## SCRIPTURE STUDY

Much of Jesus' ministry was spent in synagogues and tabernacles, like what we call churches today. The people were sure they had all the answers. They lived by the law that had been passed down to them from

Moses, and Jesus was someone that they did not know who was telling them things that they couldn't fathom. To help us understand our memory verse and why Jesus told them what He did in John 8:12, let's open our Bibles to John 8:12-30 and read the passage. Have a pen, pencil, or highlighter nearby to mark any parts you have questions about or find interesting.

Circle the correct answer based on the text.

**WHO**

did Jesus say that He was the Light of the World to?

- a. The Pharisees
- b. The Sadducees

**WHAT**

was their response?

- a. That He was a prophet
- b. That He couldn't bear witness about Himself; other people had to say this of Him

**WHERE**

did Jesus come from that He speaks about in verse 23?

- a. From Egypt
- b. From the Father (in heaven)

**WHEN**

would the people Jesus was talking to recognize Him (v. 28)?

- a. When they lifted up the Son of Man
- b. When they died

**WHY**

were the Pharisees so upset that Jesus was saying He was the Light of the World?

- a. Because they thought there was no light of the world
- b. Because they did not understand who He was



→ HOW DOES IT APPLY? ←

Write or narrate to your teacher one thing you can take from this Scripture. It can be something you want to learn more about, something that interested you or seemed important to you, or something you think God wants you to do after studying it.

---

---

---

★★★  
MORE THAN WORDS  
★ MISSION *update*

Two of the physical sources of light that we have on the earth are the sun and the moon. Those are the great lights that God made to rule the day and the night. The sun is what our entire solar system is focused on — it is the focal point, the center, that everything revolves around. It gives us light and warmth and draws us out of the darkness of our houses to experience the newness of a new day. It provides us with energy and vitamins that we need to live. This is a wonderful picture of what Jesus is like. He draws us out of the darkness, He lights our path, and He brings warmth and life and energy to our spirits. Your mission today is to look up 3–5 cool facts about the sun. Draw a picture of the sun in your mission log and write the facts you learn beside it. As you do, think about how God draws us near to Him, that He is our center, our strength, our light, and our source.



Name: \_\_\_\_\_

Day: 1 2 ③ 4

# HYMN STUDY

“Nearer, My God, to Thee” by Sarah F. Adams (1841)

▶ **THE HISTORY:** This hymn was written by a talented woman name Sara Adams. Sarah was an actress, an author who wrote various poems and hymns, and a social activist. She knew several famous authors including William Wordsworth, Percy Bysshe Shelley, Robert Browning, and Charles Dickens. Her sister provided the music for many of her hymns. When her sister became ill in 1846, Sarah nursed her, but she got sick as well and died two years later. This hymn is one of the most popular hymns we have today, reminding us to draw near to God.

▶ **LISTEN TO IT:** See if you can find the song to listen to. Ask a parent or teacher if you need help. You can find additional verses with interpretation on pages 385 and 386.


▶ **WHAT DOES IT MEAN?** Read the song like you do when we do our poetry studies. Think about each line and what it means. Listen to the rhyme and rhythm. Have you ever read the story of Jacob’s ladder in the place he called Bethel? If you haven’t, it may help you understand the hymn if you read the story found in Genesis 28:10–20.

Now that we have heard it and read it, we are going to try to think about what it means and put it into easier words. This is called translating, making it into something we can understand. If it helps, imagine you are doing this for someone much younger than you. Make it simple! Read the hymn one more time. This time read the translation beside it. For the last verse, you try!

## “NEARER, MY GOD, TO THEE”

by Sarah F. Adams

verse one		interpretation
Nearer, my God, to Thee, nearer to Thee!	→	Draw me nearer to You
E’en though it be a cross that raiseth me,	→	Even though I draw near to You by sharing in Your cross
Still all my song shall be, nearer, my God, to Thee.	→	Still, I will sing draw me nearer to You



chorus (refrain)

Nearer, my God, to Thee,  
nearer to Thee!

interpretation

Draw me nearer to You, God

verse two

Though like the wanderer,  
the sun gone down,

interpretation

Though I am wandering in the night  
the sun is gone

Darkness be over me, my rest a stone;

It is a dark night

I have just a stone for my pillow

Yet in my dreams I'd be nearer,  
my God, to Thee.

Yet, in my dreams I want to be  
nearer to You God

verse three

There let the way appear,  
steps unto Heav'n;

interpretation

There let me see the steps to Heaven

All that Thou sendest me,  
in mercy giv'n;

Everything you send me  
that you give me in mercy

Angels to beckon me nearer,  
my God, to Thee.

Angels to call me nearer to You, God

YOUR TURN!

There in my Father's home, safe and at rest,


There in my Savior's love, perfectly blest;

Age after age to be nearer, my God, to Thee.

Remember to work  
on your memory  
verse!  
John 8:12.







Today you are going to create a piece of art to help you remember that God is the Light of the World, and to draw close to Him. You can either create the sun or a fire, and you can choose one of the following projects:




**OPTION 1:** Use bits of toilet paper and scrunch them into balls that kind of look like flames. Paint or color them orange and yellow and glue them either into a circle or on some empty toilet paper rolls or some other rolled up paper that looks like logs.

**OPTION 2:** Use acrylics, oil paints, or watercolor paint to paint either the sun and the earth or a flame of fire. At the top of your artwork write “Draw near to the light of the world.”

**OPTION 3:** Draw, using pastels, pencils, crayons, or even markers. You can do the same thing as option 2; you are just using a different medium to make your artwork.

★ ★ ★  
MORE THAN WORDS  
★ MISSION *update*

Have you ever noticed that bugs are drawn to light? “Like a moth to the flame” is a common saying you might have heard. Your mission today is to choose an insect to research that is attracted to light. Draw a picture of it in your mission log and write a few interesting facts about it. Why is it drawn to the light?



Name: \_\_\_\_\_

Day: 1 2 3 ④

# CHARACTER STUDY >>>> Integrity

What we do when no one is watching us shows the true test of our character. Have you ever noticed it is easier to do what is right when someone is watching you? We don't want to look bad, right? But God sees what we do when no one is looking. Will we stand firm? Will we do what is right? Look up *integrity* in a dictionary or the back of this book and think about what it means.



Using a thesaurus (or the back of this book), look up a synonym and antonym of *integrity*. Choose your favorite words and write them in the blanks below.

Synonym: \_\_\_\_\_ Antonym: \_\_\_\_\_

In your own words, integrity means:

---

---

---

## WHAT DOES THE SAY?

Do you think God cares about who we are when no one is looking? Why? God cares far less about our actions and far more about our heart and motivations. Are we doing something because it is right or because we want someone to clap for us? Nothing is hidden from God. Let's read some passages in the Bible to help us see this.

Choose two (or more) passages below and find and read them in your Bible to learn more about what God has to say about integrity.

Proverbs 10:9

Proverbs 20:7

Titus 2:7

Ephesians 6:6

Psalm 44:21

James 4:17

**NOT**

## ON MY OWN STRENGTH

Write or say a prayer asking God to help you stand firm in who you are and what you know is right. Ask Him to help you grow in integrity.


---

---

---

Can you recite your verse to your parent or teacher? Mark your Bible Verse Log to help you keep track!

 **MEMORY WORK**



## \*\*\* MORE THAN WORDS ★ MISSION *update*

Do you know that we are walking in a world that is filled with darkness? Matthew 5:14–16 tells us that we are the light of the world. Because we have the Holy Spirit, we carry the light of God in us. It attracts people to us and sometimes causes them to push us away — not because they hate us, but because they don't like the light. Light exposes darkness that sometimes wants to remain hidden. There are lots of animals that do not like the light either. They have unique qualities that suit them for hunting and being active at night while the rest of the world is sleeping. These animals are nocturnal. Your challenge today, should you choose to accept it, is to look up a nocturnal animal and draw a picture of it in your mission log. If you want, write some of the ways that it is suited to hunt or search for food at night.



# Answer Key

## WEEK 1:

**WHO** is this chapter about?

- a. James and John
- b. Jesus and John

**WHAT** is happening in this passage?

- a. John is baptizing people and preaching
- b. Jesus is baptizing people and preaching

**WHERE** is Jesus baptized?

- a. The River Galilee
- b. The River Jordan

**WHEN** did God speak from heaven?

- a. When Jesus went into the water
- b. When Jesus came out of the water

**HOW** did the Spirit of God come on Jesus?

- a. In the form of a dove
- b. As tongues of fire

## WEEK 2:

**WHO** is this passage for?

- a. Paul
- b. Everyone

**WHAT** is the main theme of the passage?

- a. Fear
- b. Love

**WHERE** are we supposed to abide?

- a. In God
- b. In ourselves

**WHEN** the day of judgment comes, should we fear?

- a. Yes
- b. No

**WHY** is that?

- a. Because there is no fear in love
- b. Because God is with us

## WEEK 3:

**WHO** does David boast (brag) in?

- a. God
- b. Himself

**WHAT** happened when David sought the Lord?

- a. God answered him
- b. God didn't hear him

**WHERE** does the angel of the Lord camp?

- a. In heaven
- b. Around those who fear Him

**WHEN** you look to God, what happens?

- a. You are radiant
- b. You are ashamed

**WHY** do we know that God is good?

- a. Because David tells us
- b. Because we can taste and see

## WEEK 4:

**WHO** was the leader of the Israelite army?

- a. Joshua
- b. The king of Hebron

**WHAT** people went against Israel?

- a. The inhabitants of Gibeon
- b. The Amorites

**WHERE** did Joshua tell the sun to stand still?

- a. Aijalon
- b. Gibeon

**WHEN** did the earth continue moving around the sun?

- a. Once the Israelites had won
- b. In 3 days

**WHY** did God cause a hailstorm to come on the Amorites?

- a. Because Joshua asked Him to
- b. Because He fought for Israel

## WEEK 5:

**WHO** is talking in the passage?

- a. The Lord
- b. Jeremiah

**WHAT** is the main idea of the passage?

- a. The people have turned away
- b. False prophets

**WHERE** should a true prophet stand (v. 22)?

- a. In God's council
- b. In the light

**WHEN** did God send these prophets He is talking about?

- a. He did not send them
- b. In the latter days

**WHY** does God say in our verse, "Can a man hide himself in the secret places so that I cannot see him?"

- a. Because he is encouraging us that He is always with us
- b. He sees and hears the false prophets and they cannot hide from Him

## WEEK 6:

**WHO** is this song about?

- a. God
- b. David

**WHAT** will David meditate (think) on?

- a. God's greatness
- b. God's wondrous works

**WHERE** is God's mercy?

- a. In His kingdom
- b. Over all that He has made

**WHEN** does God give food to His creation?

- a. In due season
- b. Every day

**WHY** do you think David wrote this song?

- a. To help other people learn about God
- b. To worship God

## WEEK 7:

**WHO** is this passage for?

- a. David
- b. Anyone who reads it

**WHAT** does God search out?

- a. My path
- b. My thoughts

**WHERE** did God make you?

- a. In heaven
- b. In secret

**WHEN** did God write the plan for your life? Your days?

- a. Each day
- b. Before you were even born

**WHY** does David ask God to search him and know his heart and thoughts?

- a. Because he knows that God knows him better than he knows himself
- b. Because David is confused

## WEEK 8:

Secret message answers

My name is I AM, Yahweh, Redeemer, Savior, El-Shaddai, Elohim, Immanuel, Jehovah, Adonai, Abba, Christ, the Prince of Peace.



**WHEN** were the disciples filled with joy and the Holy Spirit?

- When the people began rejoicing and glorifying God
- When the Jews persecuted them and drove them out

**WHY** did Paul and Barnabas shake the dust off their feet (read Matthew 10:14)?

- As a sign that they were not received or listened to
- Because their shoes were dusty from all the running

## WEEK 17:

**WHO** is our life hidden in?

- With Christ in God
- In earthly things

**WHAT** should we put on?

- The things of earth
- Our new self

**WHERE** does the peace of Christ rule?

- In heaven
- In our hearts

**WHEN** someone has a complaint against us what should we do?

- Forgive each other
- Understand what they are saying

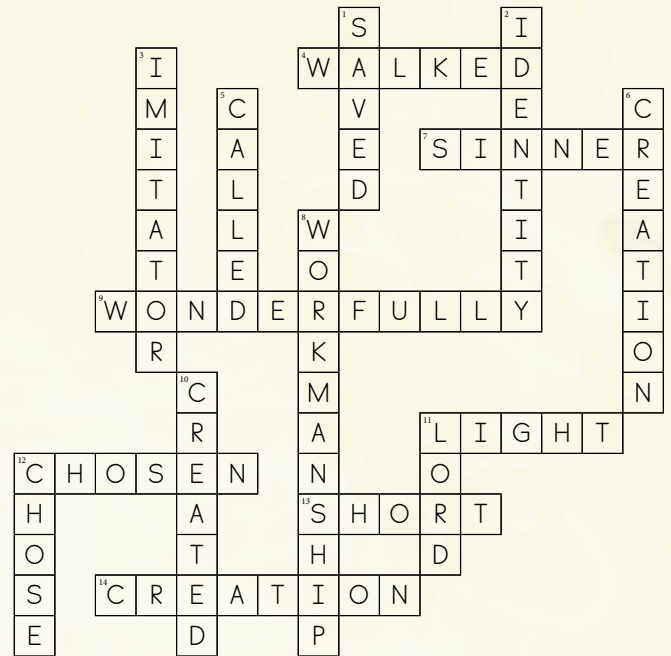
**WHY** does Paul list all the different people in verse 11?

- Because they are God's chosen ones
- To show that the only identity that matters is our identity in Christ

**HOW** is our new self being renewed?

- In knowledge after the image of its Creator
- By forgiving one another

## WEEK 18



## WEEK 19:

**WHO** loves to stand and pray where people will see them?

- The hypocrites
- The Gentiles

**WHAT** have they received?

- God's reward
- The reward of people thinking they are spiritual

**WHERE** should you pray?

- In a big group of people
- Pray in secret (in your room, shut the door)

**WHEN** does God know what we need?

- Before we even ask Him
- When He hears us

**WHY** do you think Jesus says, "Your will be done"?

- Because He loves His Father and wants to please Him more than He wants things for Himself
- Because He doesn't know what He wants

**WHERE** was Jesus walking?

- a. In the temple, in the colonnade of Solomon
- b. In the city of Jerusalem

**WHEN** did this passage happen?

- a. The Feast of Dedication
- b. In the summer

**WHY** did the Jews not believe Jesus?

- a. Because they didn't know enough
- b. Because they were not among Jesus' sheep, they couldn't hear His voice

## WEEK 29:

**WHO** does the man ask for three loaves of bread?

- a. His friend
- b. His neighbor

**WHAT** does the man answer?

- a. "Come in, I will lend you the bread."
- b. "Go away, my door is shut and my kids are with me in bed!"

**WHERE** do we go to ask for the Holy Spirit (verse 13)?

- a. To our friend
- b. To the heavenly Father

**WHEN** will we find what we are looking for?

- a. When we seek it
- b. When we don't do anything or want anything

**WHY** does the friend answer the door and give the man what he asks for?

- a. Because the man is persistent, it is late, and the friend is annoyed
- b. Because he can't wait to help his friend

## WEEK 30:

**WHO** did Jesus say that He was the Light of the World to?

- a. The Pharisees
- b. The Sadducees

**WHAT** was their response?

- a. That He was a prophet
- b. That He couldn't bear witness about Himself; other people had to say this of Him

**WHERE** did Jesus come from that He speaks about in v. 23?

- a. From Egypt
- b. From the Father (in heaven)

**WHEN** would the people Jesus was talking to recognize Him (v. 28)?

- a. When they lifted up the Son of Man
- b. When they died

**WHY** were the Pharisees so upset that Jesus was saying He was the Light of the World?

- a. Because they thought there was no light of the world
- b. Because they did not understand who He was

## WEEK 31:

**WHO** is Paul talking to in this passage (look in the beginning of chapter 1)?

- a. The Christians in Rome
- b. The church of Romania

**WHAT** does "fervent in spirit" mean? (Look up fervent in a dictionary if you don't know.)

- a. To be fierce
- b. To be passionate about God

**WHERE** does it talk about taking revenge when you have been wronged?

- a. Verse 19
- b. Verse 16

**WHEN** we face or experience evil, what should we do?

- a. Overcome it with good
- b. Repay it with evil

**WHY** should we be kind to our enemies?

- a. Because we should overcome evil with good
- b. So we can make them look bad

