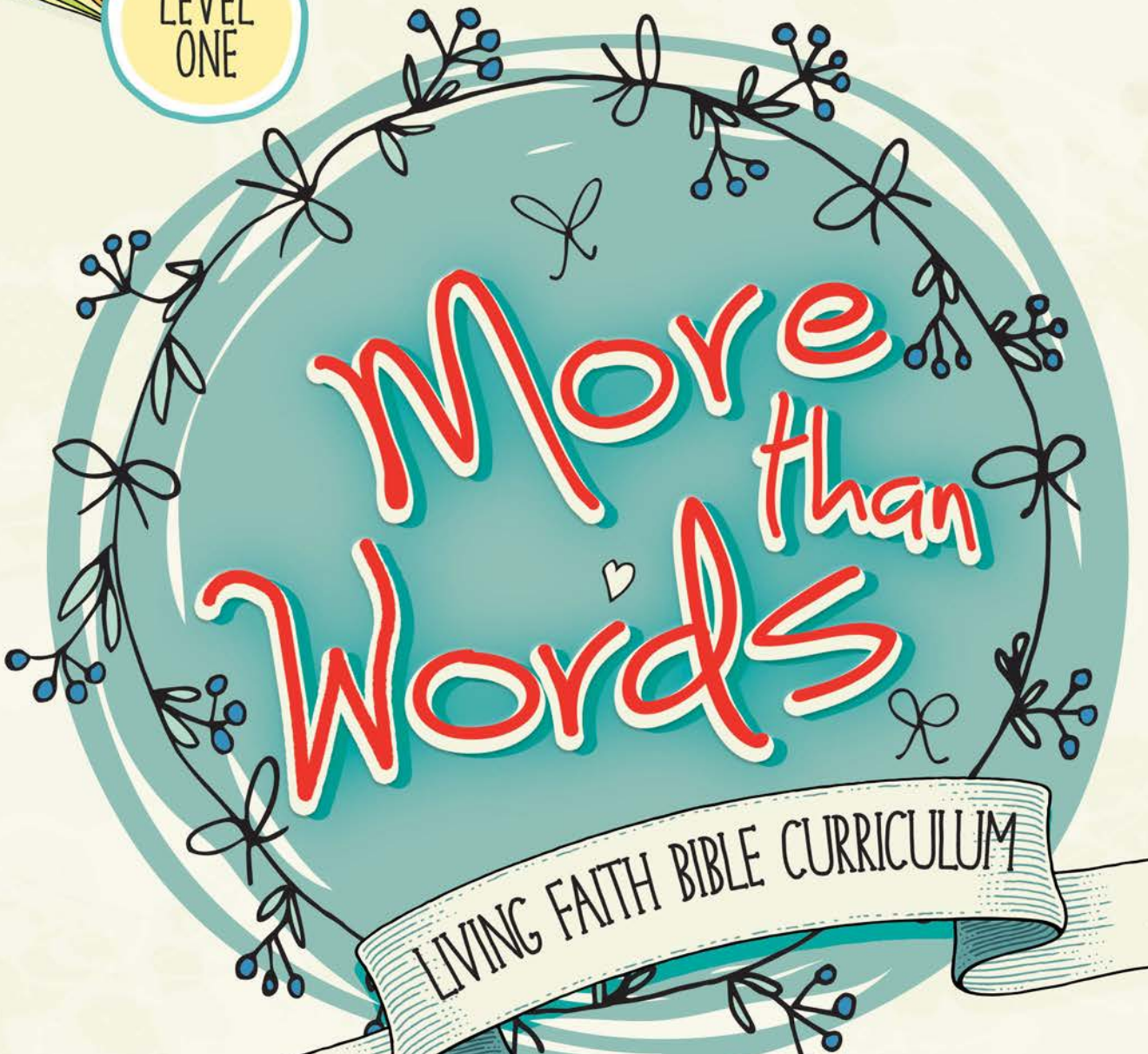




LEVEL
ONE



More Than Words

LIVING FAITH BIBLE CURRICULUM



REBECCA SPOONER



First printing: July 2019



Copyright © 2019 by Rebecca Spooner. All rights reserved. No part of this book may be used or reproduced in any manner whatsoever without written permission of the publisher, except in the case of brief quotations in articles and reviews. For information write:

Master Books®, P.O. Box 726, Green Forest, AR 72638



Master Books® is a division of the New Leaf Publishing Group, Inc.

ISBN: 978-1-68344-162-5

ISBN: 978-1-61458-719-4 (digital)



Cover by Diana Bogardus

Unless otherwise noted, Scripture quotations are from the English Standard Version (ESV) of the Bible.

Please consider requesting that a copy of this volume be purchased by your local library system.



Printed in the United States of America

Please visit our website for other great titles:
www.masterbooks.com

For information regarding author interviews,
please contact the publicity department at (870) 438-5288.



To the teacher,

Welcome to *More Than Words* — a journey for the whole family! This book is written to the child and filled with 36 weeks of stories, activities, poems, hymns, character studies, art, picture studies, word studies, and more. Like a good piece of dark chocolate, every tiny nibble is packed with flavor to provide a rich learning experience.

This curriculum was born through a need. As a homeschool mom of five young kids, I was on the prowl for a Bible program that went beyond Bible stories. I wanted to raise up my kids to have a firm foundation in their faith. After searching through the current market for something that was easy to understand and yet not afraid to tackle these deeper topics, I felt compelled to write something of my own.

More Than Words is divided into four units.

1. The first unit is all about who God is. Children will be learning about some of the attributes of God.
2. The second unit is about who we are in God. This unit goes into basic theology of the Roman road: we are fallen and imperfect, we fall short, we are redeemed by grace and saved through faith, and we are called and set apart for a purpose. In a culture that is so filled with confusion, I am determined that my children discover their identity in Christ — one that cannot be taken away or shaken by opinion or culture.
3. The third unit goes into what it means to be a Christian.
4. The last unit is how to walk out their faith in the day-to-day real life that they face.

Make sure you read the “How to Use This Book” section to understand the various sections. You will need one book per child and can do this on an individual basis, with the whole family together, or even in a classroom or Sunday school setting.





My heart was to create something beautiful, a morning basket in a book — something to take the pressure off the teacher and yet captivate and draw the child into deeper connection and relationship with Jesus. May each book that is put in the hands of a child be anointed with the revelation power of God. It is my prayer that it will be a tool, a part of the firm foundation of a new generation; that it be an instigator, a catalyst even, to help a child make their faith their own — not their parents, not just something they do or talk about, but something they believe, something that shapes their identity and values.

May these pages be used by God for His glory and purposes.

Rebecca Spooner



Suggested Daily Schedule
Quarter I: Who Is God?

Week 1: The Trinity Page 13

- Day 1: Malakai's Journal
- Day 2: Art Study
- Day 3: Character Study: Humble
- Day 4: Journal

Week 2: God Is Love Page 21

- Day 1: Aliyah's Journal
- Day 2: Hymn Study
- Day 3: Character Study: Content
- Day 4: Journal

Week 3: God Is GoodPage 29

- Day 1: Malakai's Journal
- Day 2: Poetry
- Day 3: Character Study: Dependable
- Day 4: Journal

Week 4: God Is EternalPage 37

- Day 1: Aliyah's Journal
- Day 2: Art Study
- Day 3: Character Study: Persevere
- Day 4: Journal

Week 5: God Is Everywhere ... Page 45

- Day 1: Malakai's Journal
- Day 2: Hymn Study
- Day 3: Character Study: Patient
- Day 4: Journal

Week 6: God Is Beyond
Understanding Page 53

- Day 1: Aliyah's Journal
- Day 2: Poetry
- Day 3: Character Study: Honest
- Day 4: Journal

Week 7: God Knows
Everything..... Page 61


- Day 1: Malakai's Journal
- Day 2: Hymn Study
- Day 3: Character Study:
Compassionate
- Day 4: Journal

Week 8: What Is God's Name?..Page 69

- Day 1: Aliyah's Journal
- Day 2: Art Study
- Day 3: Character Study: Courageous
- Day 4: Journal

Week 9: ReviewPage 77

- Day 1: Key Truths Game
- Day 2: Character Study Puzzle
- Day 3: Creative Connection
- Day 4: Journal



Quarter 2: Who Am I to God?

Week 10: Created and Loved . . . Page 83

- Day 1: Malakai's Journal
- Day 2: Poetry
- Day 3: Character Study: Self-disciplined
- Day 4: Journal

Week 11: Fallen and Imperfect . . . Page 91

- Day 1: Aliyah's Journal
- Day 2: Art Study
- Day 3: Character Study: Kind
- Day 4: Journal

Week 12: Chosen Page 99

- Day 1: Malakai's Journal
- Day 2: Hymn Study
- Day 3: Character Study: Optimistic
- Day 4: Journal

Week 13: Saved Page 107

- Day 1: Aliyah's Journal
- Day 2: Poetry
- Day 3: Character Study: Thankful
- Day 4: Journal

Week 14: Adopted Page 115

- Day 1: Malakai's Journal
- Day 2: Art Study
- Day 3: Character Study: Peaceful
- Day 4: Journal

Week 15: Imitator of Christ . . . Page 123

- Day 1: Aliyah's Journal
- Day 2: Hymn Study
- Day 3: Character Study: Respectful
- Day 4: Journal

Week 16: Called Page 131

- Day 1: Malakai's journal
- Day 2: Poetry
- Day 3: Character Study: Joyful
- Day 4: Journal

Week 17: Who Does God

Say You Are? Page 139

- Day 1: Aliyah's Journal
- Day 2: Art study
- Day 3: Character Study: Cooperative
- Day 4: Journal

Week 18: Review Page 147

- Day 1: Key Truths Game
- Day 2: Character Study Puzzle
- Day 3: Creative Connection
- Day 4: Journal

Quarter 3: Walking the Walk

Week 19: How to PrayPage 153

- Day 1: Malakai's Journal
- Day 2: Hymn Study
- Day 3: Character Study: Adaptable
- Day 4: Journal

Week 20: How to Use
Your Bible.....Page 161

- Day 1: Aliyah's Journal
- Day 2: Poetry
- Day 3: Character Study: Trustworthy
- Day 4: Journal

Week 21: What Is Worship?.... Page 169

- Day 1: Malakai's Journal
- Day 2: Art Study
- Day 3: Character Study:
Understanding
- Day 4: Journal

Week 22: Works vs. Faith Page 177

- Day 1: Aliyah's Journal
- Day 2: Hymn Study
- Day 3: Character Study: Hard
Working
- Day 4: Journal

Week 23: Gifts of the Spirit ...Page 185

- Day 1: Malakai's Journal
- Day 2: Poetry
- Day 3: Character Study: Encouraging
- Day 4: Journal

Week 24: Fruit of the Spirit ...Page 193

- Day 1: Aliyah's Journal
- Day 2: Art Study
- Day 3: Character Study: Loving
- Day 4: Journal

Week 25: The Ten
Commandments ... Page 201

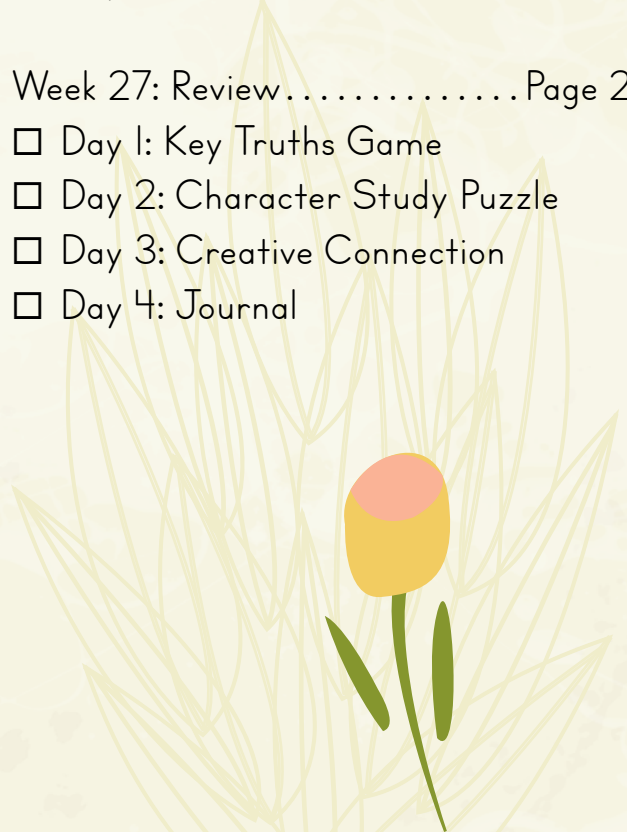
- Day 1: Malakai's Journal
- Day 2: Hymn Study
- Day 3: Character Study: Obedient
- Day 4: Journal

Week 26: Armor of GodPage 209

- Day 1: Aliyah's Journal
- Day 2: Poetry
- Day 3: Character Study: Loyal
- Day 4: Journal

Week 27: Review.....Page 217

- Day 1: Key Truths Game
- Day 2: Character Study Puzzle
- Day 3: Creative Connection
- Day 4: Journal



Quarter 4: The Great Relationship

Week 28: Two-way
Conversation Page 223

- Day 1: Malakai's Journal
- Day 2: Art Study
- Day 3: Character Study: Giving
- Day 4: Journal

Week 29: Hide and Seek Page 231

- Day 1: Aliyah's Journal
- Day 2: Hymn Study
- Day 3: Character Study: Helpful
- Day 4: Journal

Week 30: Draw Near to Me . . Page 239

- Day 1: Malakai's Journal
- Day 2: Poetry
- Day 3: Character Study: Integrity
- Day 4: Journal

Week 31: Pray All the Time . . . Page 247

- Day 1: Aliyah's Journal
- Day 2: Art Study
- Day 3: Character Study: Confident
- Day 4: Journal

Week 32: Rooted to the Vine . . Page 255

- Day 1: Malakai's Journal
- Day 2: Hymn Study
- Day 3: Character Study: Fair
- Day 4: Journal

Week 33: Meditate on
the Word Page 263

- Day 1: Aliyah's Journal
- Day 2: Poetry
- Day 3: Character Study: Attentive
- Day 4: Journal

Week 34: Take Every
Thought Captive Page 271

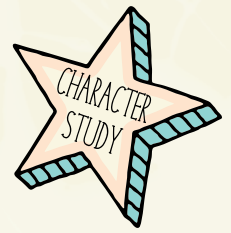
- Day 1: Malakai's Journal
- Day 2: Art Study
- Day 3: Character Study: Responsible
- Day 4: Journal

Week 35: Making Wise
Choices Page 279

- Day 1: Aliyah's Journal
- Day 2: Hymn Study
- Day 3: Character Study: Sincere
- Day 4: Journal

Week 36: Review Page 287

- Day 1: Key Truths Game
- Day 2: Character Study Puzzle
- Day 3: Creative Connection
- Day 4: Journal



JOURNAL ENTRY

Malakai and Aliyah begin various weeks with a journal entry that helps students relate to that week's teaching. Some of these are from their real experiences and some are made up for the book.

TALK ABOUT IT!

This will connect readers to the journals and other teachings in the book. Feel free to have younger students speak the answer to the teacher, while older students can write it out if they wish.



CHARACTER STUDY

Character studies are built in in a very relational way. Each week will have a brief discussion of a character trait and how it ties into the Bible, our faith, and our Christian walk. Optional extension activities are built in with word studies (for older students to begin to understand synonyms and antonyms and have more context for the word) and flashcards to enhance the lessons. These are not required and are explained further on.

COPYWORK

Copywork: Each week students will be copying certain verses of the Bible that help them better understand the truth of each lesson. Copying and writing things helps us remember them better. That means it is so important to write out the Scriptures to help us learn them and better apply them to our lives. If the verses are too long for the student's stamina or ability, the teacher may copy part of the verse, leaving key words for the student to write according to their ability.



CHECK IT WITH THE WORD!

The Bible says that we should test everything through the Word of God, that means that everything we read and hear, even our own thoughts, need to be checked with the Bible. We'll be doing this every week!

KEY TRUTH

Every week we are going to write down one important thing that we are learning, called our key truth, and at the end of the week we will often put it into our journal, so try to remember it while you write it!



FLASH CARD FUN

Flashcards are creative ways to learn. And because the character traits are so important, you'll be creating these each week and using them for reviews. Use 3 x 5 cards or any other format you wish to write the information on, then feel free to design them with your own artistic flair! Make it optional if you like!

HYMN STUDY, ART STUDY, POEM STUDY



We'll be exploring hymns, poems, and artwork on various weeks, learning what they mean and how they help us learn about teachings in God's Word.

WORD STUDY

Word studies are created specifically for older students, teaching them more about the word meanings, as well as synonyms and antonyms in the process. You can learn more about a word by finding similar words, just like you can learn more about something by looking at things that are opposite of it.

COLOR IT, DRAW IT



These are times to color or draw an image that is based often on the character study or key truths. Everything in the lessons is designed to build on the key teachings.



JOURNAL

This journaling time can be for older students who can write out their responses, or for younger students who share or narrate their responses to their teachers. This section helps bring the

week's lesson to a close.

QUARTERLY REVIEWS

The week at the end of each quarter is used as a review time. Keep student flashcards handy and enjoy this time looking back over the prior lessons, all that God's Word has taught you.

COURSE SUPPLY LIST

There are a few items you will want to have handy each week, which include:

- colored pencils or crayons
- a pencil or marker
- and scissors.

A few items throughout the course are used for optional projects, which would include:

- 3 x 5 index cards
- stickers
- journal
- highlighters
- post-it notes
- tape
- poster board
- paint
- paint brushes




QUARTER 1:

Who Is God?



Let's get started!

This is a special book. Your parent or teacher probably bought it because they wanted you to learn more about the Bible and who God is. It is your very own, very special journal, and in it you will be reading through two kids' journals who are the same age (or close to the same age) as you are! I wrote about my son, Malakai, who is 8, and my daughter, Aliyah (Ah-lee-yah), who is 6. They are real kids, and some of the stories and journal entries in this book are real, some of them I made up.



Most of the time, kids don't read the introductions to their school books. Those are written to your parents or teachers, but like I said, this book is special! It isn't a book for an adult. It is a journal all for you to help you document your journey with Jesus and learn more about who God is, who YOU are in God, and what it means to be a Christian and live a life that can change the world!



He loves you SO, SO much, and I know that He is just as excited as you are that you are starting this journey to learn more about Him.

So every time it's Bible time, every time you pull this special book out, I want you to think of it a little bit differently than your other school work. This book is full of stories and coloring and drawing and beautiful paintings and poetry, and you'll be creating your very own journal of what God is teaching you this year!

I'm so excited to have you join me and my kids, and I can't wait to see and hear about your journal when you are done!

Happy adventuring with Malakai and Aliyah!


Rebecca Spooner

(I'm the writer, and Malakai and Aliyah's mom!)



Today mom bought me a journal to use for school. She told me that I could write about what I do and what I learn and what I am thinking about so that I can remember when I am older. We went to church and Mrs. Drycke (our Sunday school teacher) told us about something called "The Trinity." She said that it meant that God was three people, but all one God. She drew a triangle to show that even though there are three different sides — the Holy Spirit, God the Father, and Jesus the Son — they are all God. Jesus died for us on the Cross and He took our sin, so He actually conquered death! Hi-yah! God is our Father up in heaven. He created everything just by talking! And the Holy Spirit can talk to us and help us and is always with us, and He is our friend who never leaves us!

Malakai



Day: ① 2 3 4

talk about it!



Trinity means 3. Do you remember the three people who are God?

What other power do you think God has?



The Bible says that we should test everything through the Word of God. That means that everything we read and hear, even our own thoughts, need to be compared (or checked) with the Bible to make sure it is true. Not everything we read or hear or think is true, so turn in your Bible to John 14:26 and let's read together. Your Bible might be a little bit different than mine, so you can read in your own if you prefer:

But the Helper, the Holy Spirit, whom the Father will send in my name, he will teach you all things and bring to your remembrance all that I have said to you. (John 14:26)



In this verse, Jesus is speaking about the Holy Spirit being sent by the Father in heaven. It shows us all three persons of God in one verse. Isn't that cool?

Copy the Key Truth on the lines.



God is 3 in 1

God is 3 in 1

Four sets of horizontal lines for handwriting practice, each consisting of a solid top line, a dashed middle line, and a solid bottom line.

Name: _____

Day: 1 2 3 4

Copywork: Did you know that copying and writing things can help us remember? Every week, we are going to copy a Bible verse to help us learn more about who God is and what He says.

But the Helper, the Holy Spirit...
will teach you all things... (John 14:26)

Handwriting practice area with multiple sets of three horizontal lines (top, middle, bottom) for copying the text above.

Name: _____

Day: 1 2 3 4

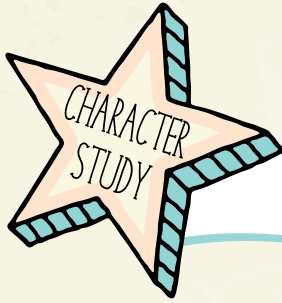


The Holy Trinity by Luca Rossetti da Orta (1738-1739)

LET'S TALK ABOUT IT!

1. This painting was done by an artist named Luca Rossetti da Orta. What is the setting of the painting (where they are)? (the clouds / up in the sky)
2. Do you notice the rings of light coming up from the three of them? What do you think that means? (answers may vary)
3. There are lots of symbols used in this painting, like the cross behind Jesus, or Jesus with holes in his feet and hands. These help us get a better picture of what the artist meant and are called symbolism. Do you notice the triangle around God's head? Do you know what that means? Do you remember what a triangle shows us? (God is three persons in one, or the Trinity).





Name: _____

Day: 1 2 ③ 4

HUMBLE

Sometimes we have reasons to be proud of ourselves and what we have done (like being really good at reading or playing a sport). To be humble means that you aren't showing off. It's kind of like lowering yourself instead of thinking of yourself as better than people and making them feel bad. The Bible talks about clothing ourselves with humility.



Today I am going to teach you a new word — synonym.

A synonym just means that it has the same meaning as another word. Finding synonyms can help us have a better understanding of a word.

Synonyms of humble are:

modest

simple

meek

Circle your favorite word to help you understand what humble means.

Flash Card FUN

Make a flashcard with this week's character trait on it and decorate it however you want!



Name: _____

Day: 1 2 ③ 4

color  it!




I AM HUMBLE

Name: _____

Day: 1 2 3 ④

draw  it!

Each week, you have space to draw a picture, paint, or even use stickers or pieces of paper to illustrate (show) what you are learning about. In the space below, draw something that comes to mind when you think of God. This might be something God created, or it might be Jesus healing someone who was sick, or it might be the Holy Spirit in the form of the dove that came down on Jesus when he was baptized.





Name: _____

Day: 1 2 3 ④

Each week there is a space for you to do some writing and to answer some questions to help you get started. If you aren't able to write yet, that's okay! A parent or teacher can write down your thoughts for you. Writing is all about getting our thoughts and words out on paper, so you are still writing even if you don't hold the pencil (cool, huh?).

This week, you learned about God being three and yet one. That is called "The Trinity." This year, you are going to be learning more about all three persons of God — the Father, the Son (Jesus), and the Holy Spirit. Write a little something about what you remember from this week.

Handwriting practice area with multiple sets of solid top and bottom lines and a dashed middle line.

NOT ON MY OWN STRENGTH ...

Thank You, God, for teaching me to be humble, to not brag or show off but to care about other people.






Week Eight: What Is God's Name?

Day: ① 2 3 4

We got a new kitten today! We already have two, but those are outside cats, and this one will be allowed to be in the house! She is so cute and little! She is playful and cuddly, and we are thinking of a really good name for her. Mom is picky about her name because she said names are really important. My parents took a long time to think of my name. They even asked God what my name should be! I asked mom what my name means so we looked it up together and it means "To Rise Up"! I think that is a really cool name to have.

I know God, Jesus, and the Holy Spirit are names of God, but I wonder if God has any other names? I have three names. My first name, middle name, and last name. PLUS I have nicknames that my friends and family call me sometimes. Does God have other names, too?

Qliyah



Name: _____

Day: ① 2 3 4

talk
about it!



Do you know your three names (or more if you have more)?

What does your name mean?



Turn in your Bible to Exodus 3:13–14.
We are going to learn a new name of God!

Then Moses said to God, “If I come to the people of Israel and say to them, ‘The God of your fathers has sent me to you,’ and they ask me, ‘What is his name?’ what shall I say to them?” God said to Moses, “I AM WHO I AM.” And he said, “Say this to the people of Israel: ‘I AM has sent me to you.’”

Did you see what God called Himself when Moses asked? Highlight God’s name. It’s one we wouldn’t normally use as a name! Did you find it? One of the ways God describes Himself is I AM. In Hebrew, it is four letters and no vowels, YHWH. But we can’t pronounce that, so you will sometimes hear God referred to as Yahweh in some Bible translations or in some books.

Mostly, the names we use for God are: God, Lord, Jesus, Holy Spirit, and Father.



God is the
great I Am

God is the great I Am

Name: _____

Day: 1 2 3 4

Copywork: Let's write these words on the page and in our hearts.

God said to Moses, "I AM WHO I
AM." ... (Exodus 3:14)

Handwriting practice area with 10 sets of three horizontal lines (top, middle, bottom) for writing.

Name:

Day: 1 2 3 4

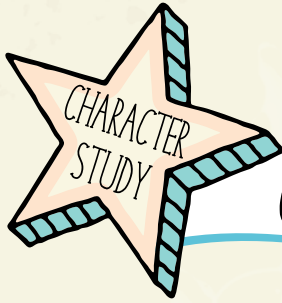


This painting is about days gone by. It shows medieval ruins covered by moss and plants, overgrown over time. Notice how the tower still stands strong. Towers are built to last. The Bible tells us in Proverbs 18:10, “The name of the LORD is a strong tower; the righteous man runs into it and is safe.”

LET'S LOOK CLOSER

There are lots of details in this painting. If you have a magnifying glass, that can help you see all the little details that make this painting so special. Point to some areas where the light is and other areas where there is shadow. This gives us a hint about the time of day, probably around when the sun is setting, in the evening. Do you see the shepherd and his goats in the field? The water in the distance? Do you think it is a river? A sea? What time of year do you think it is? See if the color of the leaves on the trees can help give you some clues. Would you like to visit this place? How does it make you feel that God is our strong tower, the great I Am?





COURAGEOUS

Name: _____

Day: 1 2 ③ 4

Sometimes when people think of being courageous, they think it means that you aren't afraid, but that isn't always true. Courage is doing what is right even when you are scared. It can mean going through difficult times in our lives and staying strong and brave. It might be a small thing like trying a new food that you think you won't like or something big like telling your mom the truth when you broke something and were afraid she might be angry.



Lets look closer at words that help us understand our word courageous.


Synonyms of
courageous are:

strong
daring
heroic

Antonyms of
courageous are:

cowardly
afraid
weak

Circle your
favorite word to
help you understand
what it means to be
courageous.



Flash Card FUN

Make a flashcard with
this week's character
trait on it and decorate
it however you want!

Name: _____

Day: 1 2 ③ 4

color  it!



I
AM

COURAGEOUS




Name: _____

Day: 1 2 3 ④

draw  it!

Today, we are going to try some word art! You are going to take your favorite name for God and write it in the box below and do some art around it. You could make the words really big or really small. You could draw something behind it or around it!





Name: _____

Day: 1 2 3 ④

Write this week's key truth.

Handwriting practice lines consisting of two solid top lines, a dashed middle line, and a solid bottom line, repeated twice.

Write about a time when you were courageous.

Handwriting practice lines consisting of two solid top lines, a dashed middle line, and a solid bottom line, repeated twice.

NOT ON MY OWN STRENGTH ...




Thank You that fear does not come from You, Jesus. You want us to be strong and have courage. Help me to have more courage, to do what You want me to!



Week Seventeen: Who Does God Say You Are?
Day: ① 2 3 4

Today we were writing for our tea time, and mom told us to write about ourselves — who we are! I like writing about that because I know lots about me! I am silly and goofy and funny and happy, and I have lots of friends and I like school and I am good at writing. I had a whole list of things! Sometimes when I think about all those things, it makes me wonder about God. He put all those things inside me! He made me just the way I am! I wonder if God sees different things in me than I do? Who does He think I am?

Qliyah



talk about it!



What are some things you like about yourself?

Do you think God has a list about you, too?

Name: _____

Day: ① 2 3 4

The Bible has all sorts of verses that help us know who He says we are, and those are really important to know when we feel left out or when we feel that people don't like us, or when we feel bad that we made a mistake. Highlight the key word or words in each verse below that talk about who we are in God. The first one is done for you!



You are **loved** (John 3:16)

You are free from sin (Romans 8:2)

You are holy and blameless (Ephesians 1:4)

You have the Spirit of God (1 John 4:4)

You are chosen by God (1 Peter 2:9)

You are God's workmanship (Ephesians 2:10)

You are forgiven (Ephesians 1:7)

You are not ruled by fear (2 Timothy 1:7)

You are strong (Colossians 1:11)

You have everything you need (2 Timothy 3:16-17)

You can do all things (Philippians 4:13)

You are fearfully and wonderfully made (Psalm 139:14)

You are never alone, He is always with you (Deuteronomy 31:6)



I am
who God
says I am

I am who God says I am

Name: _____

Day: 1 2 3 4

Copywork: Have your parent or teacher underline a section or all of the reference below for you to copy.

For we are his workmanship, created
in Christ Jesus for good works, . . .
(Ephesians 2:10)

Handwriting practice area with multiple sets of three horizontal lines (top, middle, bottom) for copying the text above.

Name: _____

Day: 1 2 3 4



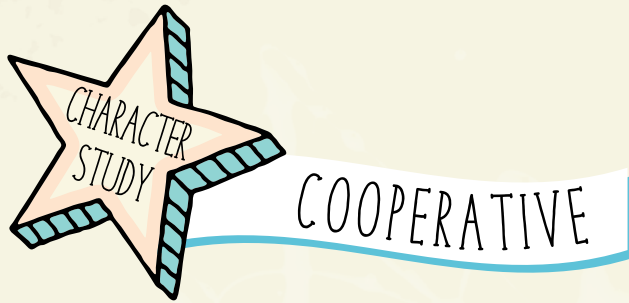
The Banjo Lesson by Henry Ossawa Tanner (1893)

This is a painting of an elderly man teaching a little boy how to play the banjo. The picture can help you think of God as your teacher, who gives good gifts, and you are His child. It can also help you remember God as someone who is a master musician, a master creator. A master is someone who is really, really good at something. God is really, really good at creating, and He says that you are His workmanship!

LET'S LOOK CLOSER

The medium of this painting is oil on canvas. Notice the broad strokes rather than fine details in the painting. The hair seems almost to disappear. Remember how artists use light and detail to draw our attention to what they want to show us? The center of the painting and more of the light shines on the boy than on the man. Point to a few different things you notice in the painting. What colors are used? Where is the light? Where are the shadows?





Name: _____

Day: 1 2 ③ 4

What do you think it means to be cooperative? It means to work well together with others! Have you ever had a fight while you were playing a game? Maybe it's because you or someone else wanted to change the rules or maybe they wanted to choose all the games you would play. Working together with other people isn't easy because it means that we may have to not do what we want and instead do what someone else wants. That's hard! But God tells us in Philippians 2:4 that we should not just think about what we want, but also what other people want.



Let's learn more about what cooperative means by looking at some similar words (synonyms) and opposite words (antonyms). Circle your favorite two.

Synonyms

working together

united

team

Antonyms

unhelpful

separate

not supporting



Flash Card FUN

Make a flashcard with this week's character trait on it and decorate it however you want!



WEEK 17: WHO DOES GOD SAY YOU ARE?

Name: _____

Day: 1 2 ③ 4

color  it!



I AM
COOPERATIVE



Name: _____

Day: 1 2 3 ④

draw  it!

Draw a picture of you with big muscles to show you are strong or a picture of you with some friends to remind you that you are never alone or even you inside of a heart to show that you are loved! Go back over the list and see if you can draw one of those things in a picture!





Name: _____

Day: 1 2 3 ④

Can you remember our key truth for the week?
(Look back for the key if you can't remember.):

Write or narrate to your teacher one way you can cooperate today.



NOT ON MY OWN STRENGTH ...

God, help me learn how to work well with others — how to think of what other people want and how they are feeling, not just myself. I want to be more like You.



Week Twenty-eight: Two-way Conversation
Day: ① 2 3 4

I was at the park today, and I met a new friend named John. We were playing a really fun game where we had to stay off the ground! Running, jumping, sliding, hanging — all my favorite things! It was sunny and warm and we were having so much fun. Then John and I bumped into each other and he fell off the slide and hurt himself. He wasn't hurt too bad, but he got mad at me. I said I was sorry, but he wouldn't talk to me. The rest of the time I was at the park, I tried talking to him and he kept walking away from me or pretending I wasn't there. I got really sad and went to talk to my mom about it. She said that it was just because he was frustrated and maybe he needed to have some time to himself for a while, so I played with my brother instead. Just before we left, John came over and said he was sorry for not talking to me. I felt terrible that he got hurt, but even more terrible when I felt like he didn't want to listen to me.

Malakai



Have you ever felt like someone wasn't listening to you?

How did it make you feel?

Day: ① 2 3 4



Do you know that God loves to have conversations with us? Not only does He want to listen to us and hear us pray to Him, but He also wants to talk back to us.

Let's open our Bibles to John 10:27.

My sheep hear my voice, and I know them, and they follow me.

Now let's look at John 8:47.

Whoever is of God hears the words of God.

These verses show us that God speaks to us. Did you know that God spoke in many different ways in the Bible?

God spoke through people like when God used prophets in the Bible. (Hebrews 1:1)

God spoke through the Bible. (Hebrews 4:12)

God spoke in dreams like with Joseph in the Bible. (Genesis 37:5)

God spoke in visions like He did with John. (Revelation 1:1-2)

The important thing to know about hearing God's voice is that He will never contradict the Bible, so the Bible is like our tester. It is how we know if it is really God speaking or not. If what we are feeling or thinking or hearing goes against Scripture, it isn't God.



God speaks
to me

God speaks to me

Four sets of horizontal lines for handwriting practice, each consisting of a solid top line, a dashed middle line, and a solid bottom line.

Name: _____

Day: 1 2 3 4

Copywork: Let's copy part of John 10:27.

My sheep hear my voice ...
(John 10:27)

Handwriting practice area with 10 sets of horizontal lines (top, middle dashed, bottom) for copying the text.

Name: _____

Day: 1 2 3 4



Moses and the Burning Bush by Raphael Sanzio (1483–1520)

This painting shows God speaking to Moses from the burning bush. Notice how the artist keeps the main focus on Moses, with his face down, rather than on God. It would be pretty hard to draw God, wouldn't it?

LET'S TAKE A CLOSER LOOK

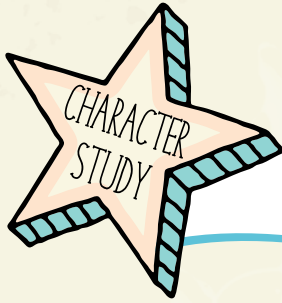
Let's see how many colors we can find in this painting! Notice how even little changes in how dark or light a color is can make the picture more interesting.

Point to some of the shadows and some of the light spots.

How does Moses look like he is feeling?

How does this painting make you feel?





GIVING

Name: _____

Day: 1 2 3 4

To be giving is kind of like the opposite of greedy. It means that you give freely to people; you aren't selfish. The Bible tells us in 2 Corinthians 9:7 that God loves a cheerful giver. God sees our hearts. He doesn't just look for what we do but why we are doing it — for attention, or out of love?



Let's learn more about what it means to be giving by looking up some similar words (synonyms) and opposite words (antonyms).

Synonyms of giving are:

- generous
- big-hearted
- kind

Antonyms of giving are:

- selfish
- mean
- greedy

Circle your favorite word to help you understand what it means to be giving.



Flash Card FUN
 Make a flashcard with this week's character trait on it and decorate it however you want!



Name: _____

Day: 1 2 ③ 4

color  it!




I AM GIVING

Name: _____

Day: 1 2 3 ④

draw  it!

Draw a picture of the burning bush. Use the painting or your own imagination. What do you think it would be like? Read the story in Exodus 3 if you want more ideas.





Name: _____

Day: 1 2 3 ④

Can you remember our key truth for the week?

What is one way you can be giving today?

NOT ON MY OWN STRENGTH ...

Jesus, You are the most giving person there ever was. You gave Your life to save us. Thank You for what You did for me. Help me to become more like You — to be more giving and love people the way You love them.