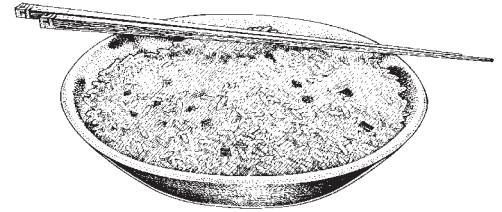


Day 1 a. Listen to your teacher as she reads the following poem.

Come over to my house,
 I live in a boat.
 I live in a city
 of houses that float.



Come into my houseboat.
 Have supper with me.
 I'll give you cold rice
 and a cup of hot tea.

Come Over to My House by Theodore LeSeig.
 Copyright (c) 1966 by Random House, Inc.
 Reprinted by permission of Random House, Inc.

- b. Talk to your teacher about the poem.
- c. Look at the first line of the poem. Underline the word *house*.
 Look at the second line. Underline the naming word.
 Look at the third line. Underline the naming word.
 Look at the fourth line. Underline the naming word.
- d. Read the Short Vowel Words aloud.

Short Vowel Words					
sat	hot	cup	lip	run	fed
tin	bog	pet	log	mad	ax
zip	jug	tax	gas	yak	van
quit	quiz	wit	kin	rob	dam

Lesson 1

- e. Look at the picture. Read each sentence and place an X beside the sentence which best describes the picture.

- ____ 1) Tim is mad.
____ 2) Tim is sad.
____ 3) Tim is on a mat.
____ 4) Tim will run.



Optional Enrichment: Write a sentence about the picture above.

- f. Read the words in the Phonics Word Box and choose a word to complete each sentence.

Phonics Word Box	
run	hot
cup	sat
	bit

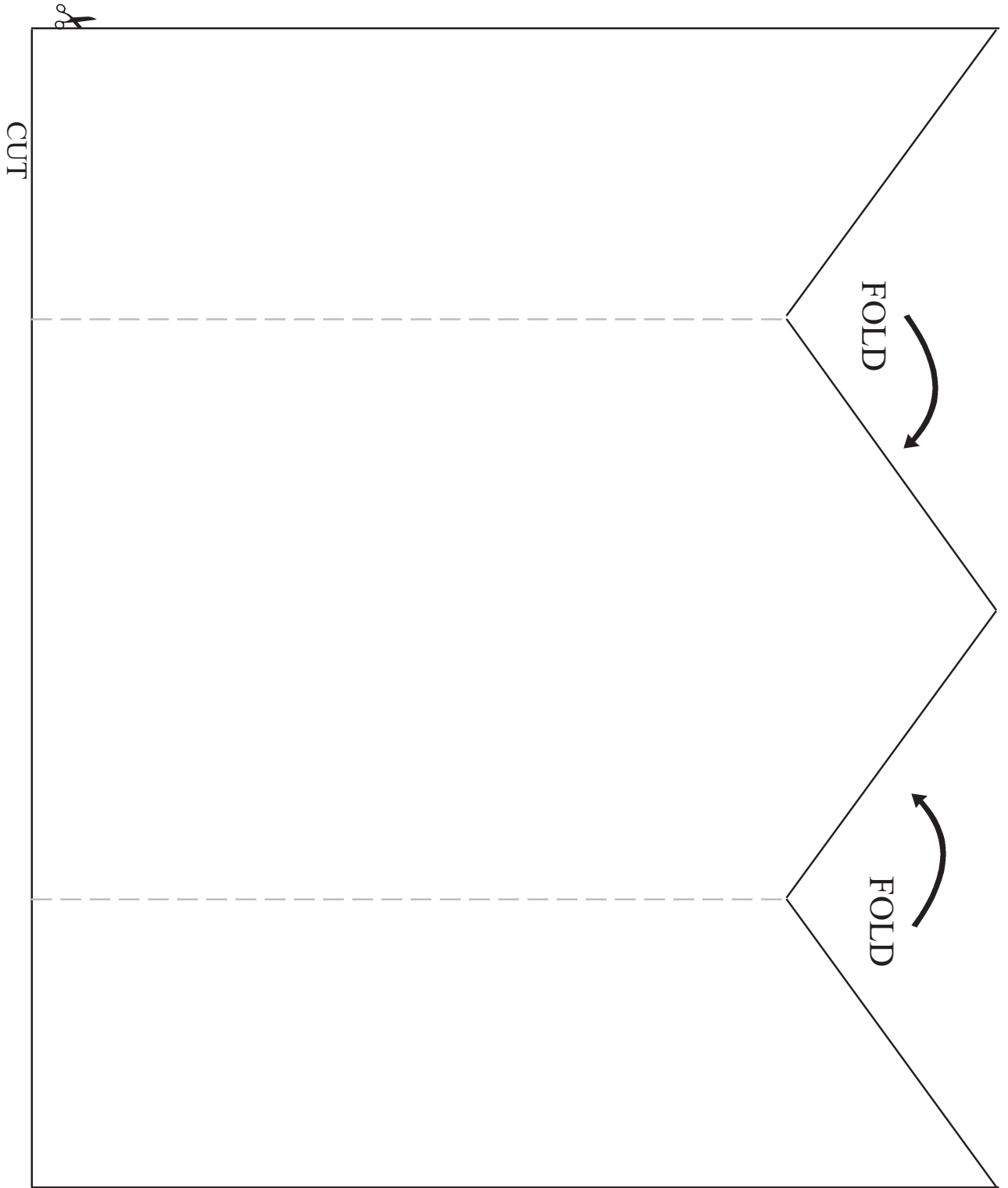
- 1) The man _____ on the box.
2) The sun is _____.
3) The dog _____ him.
4) He will hop, and I will _____.
5) A mug is a _____.

Optional Enrichment: Illustrate two of the sentences above.






- g. Find page 5. Cut out all the picture and word cards.
h. Find page 3. Cut and fold the picture of the house as shown.

Write your name on the front of the house. Draw pictures of your friends on the inside of the house. Write your friends' names underneath.

1. h.



1. g.

		
		lad
win	set	cat
fun	met	web
leg	bed	sat
bag	nap	dad
peg	yam	hen
hot	pig	cub
nut	hit	log
bib	rob	mud
mom	sun	tin
top	lid	bus
tug	dog	big
rib	rub	not
job	ham	ten

Day 2 a. Listen to your teacher read the poem again, or you may read it to your teacher.


b.

Grammar Guide

Antonyms are words of opposite meaning.

Look at the first verse of the poem. Circle the word that has an opposite meaning of *go*. Circle the word that has an opposite meaning of *sink*.

c.



Phonics Facts

When two vowels go walking, the first one usually does the talking and says his long name.

d. Read each sentence and put an X by the one that best describes this picture.

___ 1) I can bake a cake.

___ 2) I like to hike.

___ 3) I can win a race.

___ 4) I can rake.



Write a sentence about the picture.

e. Find page 9. Cut out all the picture and word cards.

Lesson 1

- f. Read the words in the Phonics Word Box and choose a word to complete each sentence.

Phonics Word Box
home tune kite rose bone

- 1) Nate tore his _____.
- 2) Jake will hum a _____.
- 3) Duke will run _____.
- 4) I can smell a _____.
- 5) The dog will hide his _____.

Optional Enrichment: On a separate piece of paper, illustrate two of the sentences above.

- g. Listen to your teacher as she reads the sight words to you.




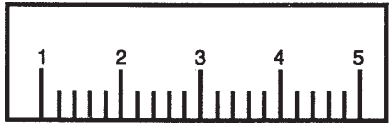
Sight Words
was were when wants

Read these sentences aloud.

- 1) *When* will Jake make his kite?
- 2) He *wants* to make it nice.
- 3) I *was* sad when Jake was not here.
- 4) Jake and I *were* pals.

- h. Draw a picture of a house. Then write one or two sentences about the house.

Day 2 e.

		
		
	bone	game
mule	tame	vote
late	cone	same
dome	made	note
make	bake	like
home	nose	tune
nine	rise	dime
wise	fuse	mine
rule	ride	tube
duke	rude	

Day 3 a. Listen to your teacher as she reads the following poem.

In a faraway place,
in a wide empty land,
my house is a tent
in the wind and the sand.



Come Over to My House by Theodore LeSeig.
Copyright (c) 1966 by Random House, Inc.
Reprinted by permission of Random House, Inc.

b. Talk to your teacher about the poem.

c.

Grammar Guide

Compound words are two words
joined together to make a new word.

Underline the word *faraway*. What two words make up *faraway*? _____

Look at the poetry verses on page 1. Underline the compound word. What two words make up this compound word? _____

d. Look at today's poetry verse. Circle all the words which name a person, place, or thing.

e.

Phonics Fact

- 1) **y** at the end of a short word usually says /ī/, as in *my*
- 2) **e**, **i**, and **o** at the end of a short word usually says its long name, as in *be*, *hi*, *go*
- 3) **ay** at the end of a word usually says /ā/, as in *pay*

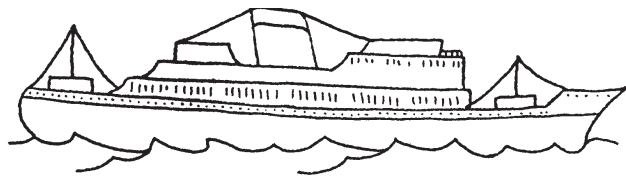


f. Read these words aloud.

Long Vowel Words				
paid	boat	seat	stay	beet
my	ray	try	he	so

g. Read each sentence and place an X beside the sentence which best describes the picture.

- ___ 1) I like my tie.
- ___ 2) It is a nice day.
- ___ 3) I see a boat.
- ___ 4) I play in the rain.



Write a sentence about the picture using two naming words.


h. Read the words in the Phonics Word Box and choose a word to complete each sentence.

Phonics Word Box
boat team tail pie fly

- 1) The dog plays with his _____.
- 2) Jean plays on a _____.
- 3) Fay hopes to go on a _____.
- 4) Luke bakes a _____.
- 5) See the kite _____.

Optional Enrichment: On a separate sheet of paper illustrate two of the sentences.

- i. Talk about this picture with your teacher. Color the picture.



- Day 4**
- a. Listen to your teacher as she reads the book, *A Tree is Nice*, by Janice May Udry. Talk to your teacher about the story.
- b. Underline the word that describes the tree: *A Tree is Nice*.
- c. On page 14, write words under the picture that describe a tree. Color the tree.
- d. Read these words aloud.

Blend Words			
church	ship	smile	track
brick	shy	smog	chase
smell	chime	bride	try

- e. Read each sentence and place an X beside the sentence which best describes the picture.

- ___ 1) Brad will go to school.
- ___ 2) Chad will sail on a ship.
- ___ 3) Dale is on the train.
- ___ 4) Buck will smile at his bride.



Day 4 c.



Write a sentence about the picture **4e** using a describing word.

Optional Enrichment: Art Adventure

Day 5 a. Tell your teacher about the book, *A Tree is Nice*, or listen to your teacher read it again.

b. Read the following paragraph to your teacher.

It is a fine day. I see the green grass and the clear sky. My black dog runs to five men. The men play with the nice dog. My dog wants to play and play.

c. Underline all the naming words in the paragraph above.

d. – e. Find page 17, and cut out all the word cards. Discussion with teacher.

f. Read the Blend Words aloud.

Blend Words					
grass	plum	crab	bless	cram	cry
spy	pluck	grade	blot	speak	stop

g. Read each sentence and place an X beside the sentence which best describes the picture.

___ 1) Glen rode his black bike.

___ 2) Jill sat on the grass.

___ 3) Sam will chase a crab.

___ 4) Stan spoke to his pal.



Lesson 1

Write a sentence about the picture on the bottom of page 15 using a describing word.

h. Listen to your teacher as she reads the sight words to you.

Read these sentences aloud.

Sight Words
come from good happy

1) Chad, *come* sit with me on the grass.

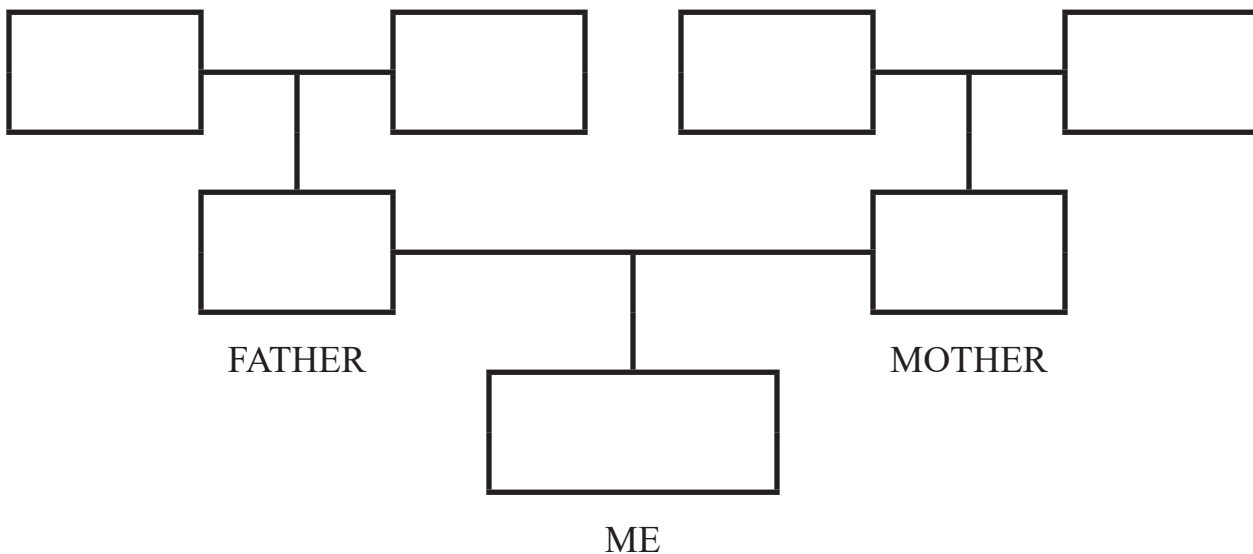
2) Brad will be *happy* to see us.

3) We are *good* pals.

4) The note is *from* Stan.

i. Family Tree

FAMILY TREE



Day 5 d. - e.

day	green	fine
nice	clear	sky
grass	black	five
dog	men	

j. Cut out the six sections of words below.

cap	him	met
bug	bag	sun
ape	rat	fat
dog	pop	big
get	sat	sap
fit	us	nap
is	top	lap
hot	red	cap