

# PHONICS

LEVEL K



ALWAYS LEARNING

PEARSON

# Contents



## UNIT 1

### Alphabet, Consonants S, T, B, H, M, K, J, F, G

Theme: Fun at Home

<b>Unit Opener:</b> Read Aloud, fingerplay "Clap Your Hands" compiled by Marc Brown . . . . .5	The Sound of h Phonemic Awareness . . . . .37 Sound to Symbol . . . . .38	
<b>Home Letter</b> . . . . .6	The Sound of h Sound to Symbol . . . . .39 Picture Dictionary . . . . .40	
<b>The Alphabet:</b> "My Letter Book" . . . . .7-10	Letter Mm Letter Recognition . . . . .41 Handwriting . . . . .42	
<b>Consonants s, t, b</b>		
Letter Ss Letter Recognition . . . . .11 Handwriting . . . . .12	The Sound of m Phonemic Awareness . . . . .43 Sound to Symbol . . . . .44	
The Sound of s Phonemic Awareness . . . . .13 Sound to Symbol . . . . .14	The Sound of m Sound to Symbol . . . . .45 Picture Dictionary . . . . .46	
The Sound of s Sound to Symbol . . . . .15 Picture Dictionary . . . . .16	Letter Kk Letter Recognition . . . . .47 Handwriting . . . . .48	
Letter Tt Letter Recognition . . . . .17 Handwriting . . . . .18	The Sound of k Phonemic Awareness . . . . .49 Sound to Symbol . . . . .50	
The Sound of t Phonemic Awareness . . . . .19 Sound to Symbol . . . . .20	The Sound of k Sound to Symbol . . . . .51 Picture Dictionary . . . . .52	
The Sound of t Sound to Symbol . . . . .21 Picture Dictionary . . . . .22	Review Consonants h, m, k . . . . .53-54 High-Frequency Words . . . . .55-56 Take-Home Book: "What Is for Me?" . . . .57-58	
Letter Bb Letter Recognition . . . . .23 Handwriting . . . . .24	<b>Consonants j, f, g</b>	
The Sound of b Phonemic Awareness . . . . .25 Sound to Symbol . . . . .26	Letter Jj Letter Recognition . . . . .59 Handwriting . . . . .60	
The Sound of b Sound to Symbol . . . . .27 Picture Dictionary . . . . .28	The Sound of j Phonemic Awareness . . . . .61 Sound to Symbol . . . . .62	
Review s, t, b . . . . .29-30	The Sound of j Sound to Symbol . . . . .63 Picture Dictionary . . . . .64	
High-Frequency Words . . . . .31-32	Letter Ff Letter Recognition . . . . .65 Handwriting . . . . .66	
Take-Home Book: "Moving Day" . . . . .33-34		
<b>Consonants h, m, k</b>		
Letter Hh Letter Recognition . . . . .35 Handwriting . . . . .36		

The Sound of f	
Phonemic Awareness	.67
Sound to Symbol	.68
The Sound of f	
Sound to Symbol	.69
Picture Dictionary	.70
Letter Gg	
Letter Recognition	.71
Handwriting	.72
The Sound of g	
Phonemic Awareness	.73
Sound to Symbol	.74

The Sound of g	
Sound to Symbol	.75
Picture Dictionary	.76
Review Consonants j, f, g	.77-78
Final Consonants t, m, g	
Phonemic Awareness	.79
Sound to Symbol	.80
<b>Unit Checkup</b>	<b>.81-82</b>



## Consonants L, D, N, W, C, R, P, Q, V, X, Y, Z

Theme: Eyes on Animals



<b>Unit Opener:</b> Read Aloud, poem "Be Kind to Animals" by John Gardner	.83
---	-----

<b>Home Letter</b>	.84
--------------------	-----

### Consonants l, d, n

Letter Ll	
Letter Recognition	.85
Handwriting	.86
The Sound of l	
Phonemic Awareness	.87
Sound to Symbol	.88
The Sound of l	
Sound to Symbol	.89
Picture Dictionary	.90
Letter Dd	
Letter Recognition	.91
Handwriting	.92
The Sound of d	
Phonemic Awareness	.93
Sound to Symbol	.94
The Sound of d	
Sound to Symbol	.95
Picture Dictionary	.96
Letter Nn	
Letter Recognition	.97
Handwriting	.98
The Sound of n	
Phonemic Awareness	.99
Sound to Symbol	.100
The Sound of n	
Sound to Symbol	.101
Picture Dictionary	.102

Review Consonants l, d, n	.103-104
High-Frequency Words	.105-106
Take-Home Book: "All About Me"	.107-108

### Consonants w, c, r

Letter Ww	
Letter Recognition	.109
Handwriting	.110
The Sound of w	
Phonemic Awareness	.111
Sound to Symbol	.112
The Sound of w	
Sound to Symbol	.113
Picture Dictionary	.114
Letter Cc	
Letter Recognition	.115
Handwriting	.116
The Sound of c	
Phonemic Awareness	.117
Sound to Symbol	.118
The Sound of c	
Sound to Symbol	.119
Picture Dictionary	.120
Letter Rr	
Letter Recognition	.121
Handwriting	.122
The Sound of r	
Phonemic Awareness	.123
Sound to Symbol	.124
The Sound of r	
Sound to Symbol	.125
Picture Dictionary	.126
Review Consonants w, c, r	.127-128

<b>Consonants v, q, p</b>	
Letter Pp	
Letter Recognition	129
Handwriting	130
The Sound of p	
Phonemic Awareness	131
Sound to Symbol	132
The Sound of p	
Sound to Symbol	133
Picture Dictionary	134
Letter Qq	
Letter Recognition	135
Handwriting	136
The Sound of q	
Phonemic Awareness	137
Sound to Symbol	138
The Sound of q	
Sound to Symbol	139
Picture Dictionary	140
Letter Vv	
Letter Recognition	141
Handwriting	142
The Sound of v	
Phonemic Awareness	143
Sound to Symbol	144
The Sound of v	
Sound to Symbol	145
Picture Dictionary	146
Review Consonants p, q, v	147-148
High-Frequency Words	149-150
Take-Home Book: "See Me Do It!"	151-152

### Consonants x, y, z

Letter Xx	
Letter Recognition	153
Handwriting	154

The Sound of x	
Phonemic Awareness	155
Sound to Symbol	156
The Sound of x	
Sound to Symbol	157
Picture Dictionary	158
Letter Yy	
Letter Recognition	159
Handwriting	160
The Sound of y	
Phonemic Awareness	161
Sound to Symbol	162
The Sound of y	
Sound to Symbol	163
Picture Dictionary	164
Letter Zz	
Letter Recognition	165
Handwriting	166
The Sound of z	
Phonemic Awareness	167
Sound to Symbol	168
The Sound of z	
Sound to Symbol	169
Picture Dictionary	170
Review Consonants x, y, z	171-172
Final Consonants n, d, p	
Phonemic Awareness	173
Sound to Symbol	174
<b>Unit Checkup</b>	<b>175-176</b>



## UNIT 3

## Short Vowels

Theme: Under, Over, and All Around

**Unit Opener:** Read Aloud, nursery rhyme  
"Hey, Diddle, Diddle"  
by Mother Goose . . . . .177

**Home Letter** . . . . .178

### Short Vowels a, i

Letter Aa	
Letter Recognition	179
Handwriting	180

Short Vowel a	
Phonemic Awareness: Initial Vowel	181
Phonemic Awareness: Medial Vowel	182

Short Vowel a	
Sound to Symbol	183
Picture Dictionary	184

Letter Ii	
Letter Recognition	185
Handwriting	186

Short Vowel i	
Phonemic Awareness: Initial Vowel . . . .	187
Phonemic Awareness: Medial Vowel . . . .	188
Short Vowel i	
Sound to Symbol . . . . .	189
Picture Dictionary . . . . .	190
Review Short Vowels a, i . . . . .	191-192
High-Frequency Words . . . . .	193-194
Take-Home Book "Look Here!" . . . . .	195-196

**Short Vowels u, o, e**

Letter Uu	
Letter Recognition . . . . .	197
Handwriting . . . . .	198
Short Vowel u	
Phonemic Awareness: Initial Vowel . . . .	199
Phonemic Awareness: Medial Vowel . . . .	200
Short Vowel u	
Sound to Symbol . . . . .	201
Picture Dictionary . . . . .	202
Letter Oo	
Letter Recognition . . . . .	203
Handwriting . . . . .	204

Short Vowel o	
Phonemic Awareness: Initial Vowel . . . .	205
Phonemic Awareness: Medial Vowel . . . .	206
Short Vowel o	
Sound to Symbol . . . . .	207
Picture Dictionary . . . . .	208
Letter Ee	
Letter Recognition . . . . .	209
Handwriting . . . . .	210
Short Vowel e	
Phonemic Awareness: Initial Vowel . . . .	211
Phonemic Awareness: Medial Vowel . . . .	212
Short Vowel e	
Sound to Symbol . . . . .	213
Picture Dictionary . . . . .	214
Review Short Vowels u, o, e . . . . .	215-216
Take-Home Book: "Look At Me!" . . . . .	217-218
<b>Unit Checkup</b> . . . . .	219-220



**UNIT 4**

**Introduction to Long Vowels**

<b>Unit Opener:</b> Read Aloud, poem "The Picnic" by Dorothy Aldis . . . . .	221
<b>Home Letter</b> . . . . .	222

**Long Vowels a, i, u, o, e**

Long Vowel a	
Phonemic Awareness: Rhyme . . . . .	223
Phonemic Awareness . . . . .	224
Long Vowel i	
Phonemic Awareness: Rhyme . . . . .	225
Phonemic Awareness . . . . .	226
Long Vowel u	
Phonemic Awareness: Rhyme . . . . .	227
Phonemic Awareness . . . . .	228

Long Vowel o	
Phonemic Awareness: Rhyme . . . . .	229
Phonemic Awareness . . . . .	230
Long Vowel e	
Phonemic Awareness: Rhyme . . . . .	231
Phonemic Awareness . . . . .	232
Review Long Vowels . . . . .	233-234
High-Frequency Words . . . . .	235-236
Take-Home Book: "A Day at the Park" . . . . .	237-238
<b>Unit Checkup</b> . . . . .	235-236

Read Aloud

## Clap Your Hands

compiled by Marc Brown

Clap your hands, clap your hands,  
Clap them just like me.

Touch your shoulders,  
Touch your shoulders,  
Touch them just like me.

Tap your knees, tap your knees,  
Tap them just like me.

Shake your head, shake your head,  
Shake it just like me.

Clap your hands, clap your hands.  
Now let them quiet be.



What do you like to  
do to have fun?



Name \_\_\_\_\_

Ll



Pp



Mm



Qq



Nn



Rr



Oo



Ss



©Pearson Education, Inc. Modern Curriculum Press/Pearson Learning Group. All rights reserved. Copying strictly prohibited.

**Directions:** Ask children to name the pictures they recognize. Then have them say the name of each picture with you.

Name \_\_\_\_\_



\_\_\_\_\_

\_\_\_\_\_

\_\_\_\_\_



\_\_\_\_\_

\_\_\_\_\_

\_\_\_\_\_



\_\_\_\_\_

\_\_\_\_\_

\_\_\_\_\_



\_\_\_\_\_

\_\_\_\_\_

\_\_\_\_\_



\_\_\_\_\_

\_\_\_\_\_

\_\_\_\_\_



\_\_\_\_\_

\_\_\_\_\_

\_\_\_\_\_

©Pearson Education, Inc./Modern Curriculum Press/Pearson Learning Group. All rights reserved. Copying strictly prohibited.

**Directions:** Help children name the pictures. If a picture name begins with the sound of *h*, have children print *Hh* on the line.



I go have to



■ I go to a .

● I have a .

▲ I have a .


★ I go to .

**Directions:** Help children to read each sentence. Then, have them trace each word to complete the sentence. Invite them to read the sentence again.




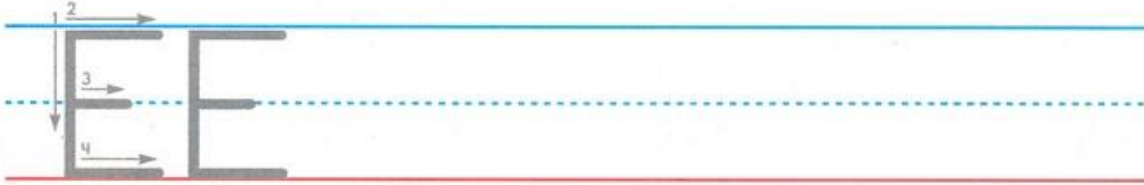
Write the words from this lesson on paper. Have your child copy and read the words.

Name \_\_\_\_\_



© Pearson Education, Inc. Modern Curriculum Press/Pearson Learning Group. All rights reserved. Copying and/or distribution is prohibited.

**Directions:** Have children identify the partner letters at the top of the page. Then, have children follow the alternating letters O and o and draw a line connecting the letters to show the path the octopus takes to get to its cave.



**Directions:** Have children trace the letters and write their own E and e on the lines. Then, have them identify the picture and complete the word.



Have your child practice writing U and u, and then have them circle the best U and u they printed.

# *PHONICS*

K

PEARSON

ISBN-13: 978-1-4284-3091-4  
ISBN-10: 1-4284-3091-1

