

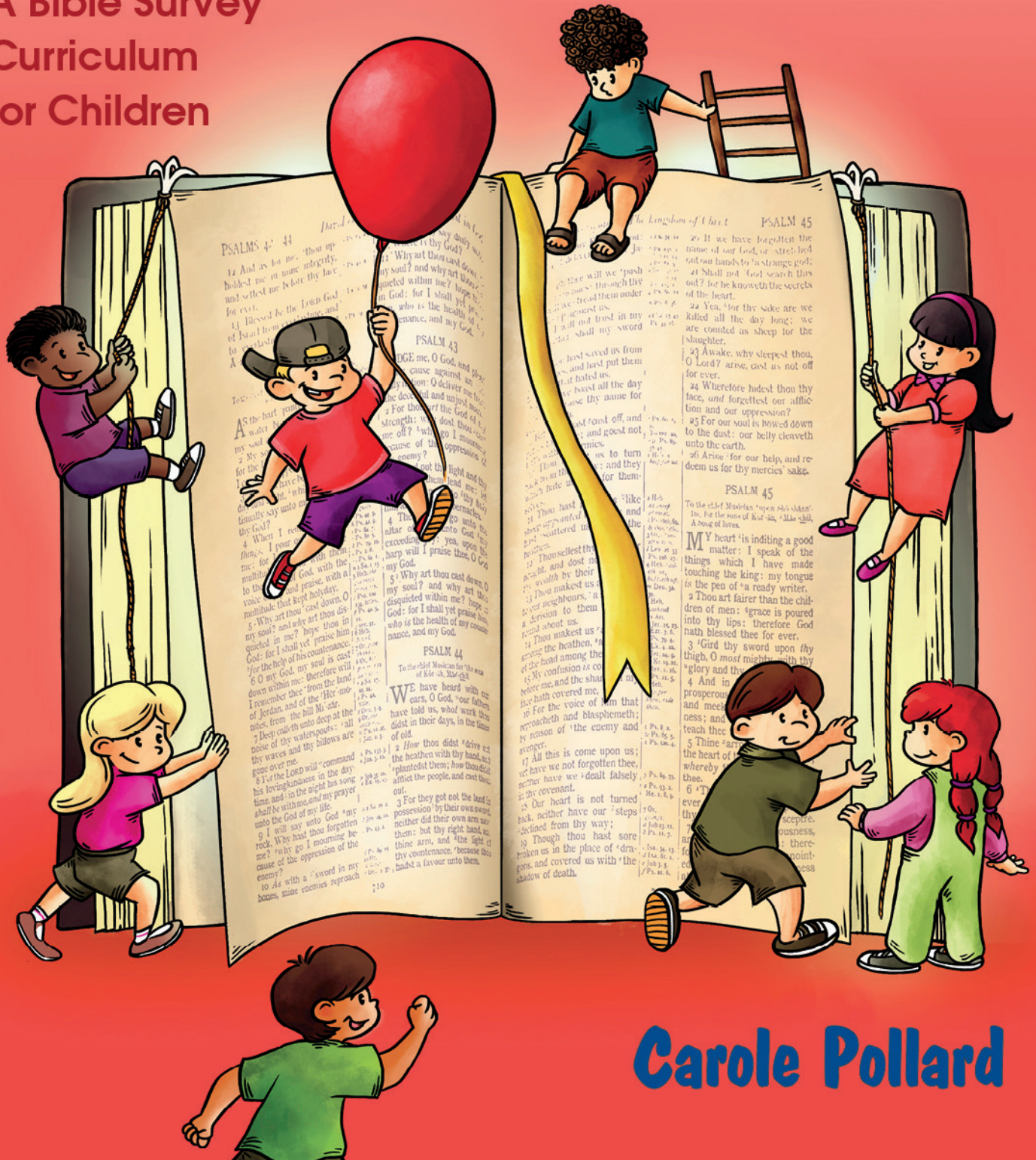
BIBLE

Volume 2
POETRY &
MAJOR PROPHETS

ORIENTATION



A Bible Survey
Curriculum
for Children



Carole Pollard

**BIBLE ORIENTATION: A BIBLE SURVEY CURRICULUM FOR CHILDREN;
VOLUME 2: POETRY AND MAJOR PROPHETS**
Copyright © 2018 by Carole Pollard

All rights reserved. Neither this publication nor any part of this publication may be reproduced or transmitted in any form or by any means, electronic or mechanical, including photocopying, recording or any information storage and retrieval system, without permission in writing from the author. Pages identified as “Worksheets” may be photocopied for classroom use only.

Scripture quotations marked (NIV) are taken from THE HOLY BIBLE, NEW INTERNATIONAL VERSION®, NIV® Copyright © 1973, 1978, 1984, 2011 by Biblica, Inc.® Used by permission. All rights reserved worldwide. Scripture quotations marked (NLT) are taken from the Holy Bible, New Living Translation, copyright ©1996, 2004, 2007, 2013 by Tyndale House Foundation. Used by permission of Tyndale House Publishers, Inc., Carol Stream, Illinois 60188. All rights reserved.

ISBN: 978-1-4866-0817-1

Word Alive Press
119 De Baets Street, Winnipeg, MB R2J 3R9
www.wordalivepress.ca



Library and Archives Canada Cataloguing in Publication

Pollard, Carole, 1951-, author
Bible orientation : a Bible survey curriculum for children / Carole
Pollard.

Contents: Volume 2. Poetry & major prophets.
Issued in print and electronic formats.
ISBN 978-1-4866-0817-1 (v. 2 : paperback).--ISBN 978-1-4866-0818-8 (v. 2 : pdf).--
ISBN 978-1-4866-0819-5 (v. 2 : html).--ISBN 978-1-4866-0820-1 (v. 2 : epub)

1. Bible--Children's use. 2. Bible--Study and teaching (Elementary).
3. Christian education--Activity programs. I. Title.

BS618.P65 2015

268'.433

C2014-908411-0
C2014-908412-9

Contents

Legend of Symbols	vii
Introduction	ix
Job	1
Reader's Theater: Job and Friends	7
Worksheet: Job and Friends (NIV)	9
Worksheet Answers: Job and Friends (NIV)	10
Worksheet: Job and Friends (NLT)	11
Worksheet Answers: Job and Friends (NLT)	12
Worksheet: Job's Response to Suffering (NIV)	13
Worksheet Answers: Job's Response to Suffering (NIV)	14
Worksheet: Job's Response to Suffering (NLT)	15
Worksheet Answers: Job's Response to Suffering (NLT)	16
Psalms	17
Worksheet: Word Tricks (NIV)	27
Worksheet Answers: Word Tricks (NIV)	28
Worksheet: Word Tricks (NLT)	29
Worksheet Answers: Word Tricks (NLT)	30
Activity: Hymn Psalm - Theme 1	31
Activity: Hymn Psalm - Theme 2	32
Activity: Hymn Psalm - Theme 3	33
Activity Answers: Hymn Psalm	34
Worksheet: Tagging Psalms	35
Worksheet Answers: Tagging Psalms	36
Worksheet: The Psalmist Tells God How He Feels	37
Worksheet Answers: The Psalmist Tells God How He Feels	38
Worksheet: My Psalm	39
Worksheet: Top Hits of the Psalms (NIV)	40
Worksheet Answers: Top Hits of the Psalms (NIV)	41
Worksheet: Top Hits of the Psalms (NLT)	42
Worksheet Answers: Top Hits of the Psalms (NLT)	43
Proverbs	45
Worksheet: Opposites in Proverbs (NIV)	48
Worksheet Answers: Opposites in Proverbs (NIV)	49
Worksheet: Opposites in Proverbs (NLT)	50
Worksheet Answers: Opposites in Proverbs (NLT)	51
Game: "According to Proverbs" - Instructions	52
Game: "According to Proverbs" - Questions	53
Ecclesiastes	65
Puzzle 1/2: Ecclesiastes' Wisdom Bits (NIV)	68
Puzzle 2/2: Ecclesiastes' Wisdom Bits (NIV)	69
Puzzle Answers: Ecclesiastes' Wisdom Bits (NIV)	70

Puzzle 1/2: Ecclesiastes' Wisdom Bits (NLT)	71
Puzzle 2/2: Ecclesiastes' Wisdom Bits (NLT)	72
Puzzle Answers: Ecclesiastes' Wisdom Bits (NLT)	73
Song of Songs	75
Heart for Song of Songs	77
Poetry Review	79
Worksheet: Poetry Review (Match the book) (NIV)	80
Worksheet Answers: Poetry Review (Match the book) (NIV)	81
Worksheet: Poetry Review (Match the book) (NLT)	82
Worksheet Answers: Poetry Review (Match the book) (NLT)	83
Puzzle 1/2: Comprehensive Poetry Review (Genesis-Song of Songs) (NIV and NLT)	84
Puzzle 2/2: Comprehensive Poetry Review (Genesis-Song of Songs) (NIV)	85
Puzzle 2/2: Comprehensive Poetry Review (Genesis-Song of Songs) (NLT)	86
Puzzle Answers: Comprehensive Poetry Review (Genesis-Song of Songs) (NIV and NLT)	87
Sword Drill: Genesis-Song of Songs	88
Isaiah	89
Activity: Isaiah's Favorite Name for God (NIV and NLT)	95
References page 1: Isaiah's Favorite Name for God (NIV and NLT)	96
References page 2: Isaiah's Favorite Name for God (NIV)	97
References page 2: Isaiah's Favorite Name for God (NLT)	98
Activity Answers: Isaiah's Favorite Name for God (NIV and NLT)	99
Worksheet: Decoding Isaiah (NIV)	100
Worksheet Answers: Decoding Isaiah (NIV)	101
Worksheet: Decoding Isaiah (NLT)	102
Worksheet Answers: Decoding Isaiah (NLT)	103
Worksheet Answer Tree/Grapevine: Decoding Isaiah (NIV and NLT)	104
Worksheet: Messiah's Résumé in Isaiah (NIV)	105
Worksheet Answers: Messiah's Résumé in Isaiah (NIV)	106
Worksheet: Messiah's Résumé in Isaiah (NLT)	107
Worksheet Answers: Messiah's Résumé in Isaiah (NLT)	108
Worksheet: Isaiah Realized in the New Testament - Prophecy Verses (NIV)	109
Worksheet: Isaiah Realized in the New Testament - Fulfillment Verses (NIV)	110
Worksheet Answers: Isaiah Realized in the New Testament - Prophecy Verses (NIV)	111
Worksheet Answers: Isaiah Realized in the New Testament - Fulfillment Verses (NIV)	112
Worksheet Answers: Isaiah Realized in the New Testament (NIV and NLT)	113
Worksheet: Isaiah Realized in the New Testament - Prophecy Verses (NLT)	114
Worksheet: Isaiah Realized in the New Testament - Fulfillment Verses (NLT)	115
Worksheet Answers: Isaiah Realized in the New Testament - Prophecy Verses (NLT)	116
Worksheet Answers: Isaiah Realized in the New Testament - Fulfillment Verses (NLT)	117
Worksheet: When Messiah Rules... (NIV)	118
Worksheet Answers: When Messiah Rules... (NIV)	119
Worksheet: When Messiah Rules... (NLT)	120
Worksheet Answers: When Messiah Rules... (NLT)	121

Jeremiah	123
Pictionary: Object Lessons in Jeremiah (NIV)	128
Pictionary Answers: Object Lessons in Jeremiah (NIV)	131
Pictionary: Object Lessons in Jeremiah (NLT)	134
Pictionary Answers: Object Lessons in Jeremiah (NLT)	137
Worksheet: Jeremiah, the Weeping Prophet (NIV)	140
Worksheet Answers: Jeremiah, the Weeping Prophet (NIV)	141
Worksheet: Jeremiah, the Weeping Prophet (NLT)	142
Worksheet Answers: Jeremiah, the Weeping Prophet (NLT)	143
Worksheet: Names for Christ in Jeremiah (NIV)	144
Worksheet Answers: Names for Christ in Jeremiah (NIV)	145
Worksheet: Names for Christ in Jeremiah (NLT)	146
Worksheet Answers: Names for Christ in Jeremiah (NLT)	147
Lamentations	149
Ezekiel	153
Mime: Ezekiel's Prophecies	158
Mime Answers: Ezekiel's Prophecies	161
Phrase Search: "Know that I am the LORD" (NIV)	164
Phrase Search Answers: "Know that I am the LORD" (NIV)	165
Phrase Search: "Know that I am the LORD" (NLT)	166
Phrase Search Answers: "Know that I am the LORD" (NLT)	167
Daniel	169
Puzzle: Nebuchadnezzar's Dream - Sections	174
Puzzle: Nebuchadnezzar's Dream - Complete the Image	175
Puzzle Answers: Nebuchadnezzar's Dream - Complete the Image	176
Worksheet: Daniel's Vision (NIV)	177
Worksheet Answers: Daniel's Vision (NIV)	178
Worksheet: Daniel's Vision (NLT)	179
Worksheet Answers: Daniel's Vision (NLT)	180
Major Prophet Review	181
Worksheet: Major Prophets Review 1 (Crossword)	183
Worksheet Answers: Major Prophets Review 1 (Crossword)	184
Worksheet: Major Prophets Review 2 (Which book?) (NIV)	185
Worksheet Answers: Major Prophets Review 2 (Which book?) (NIV)	186
Worksheet: Major Prophets Review 2 (Which book?) (NLT)	187
Worksheet Answers: Major Prophets Review 2 (Which book?) (NLT)	188
Charades: Comprehensive Major Prophets Review (Genesis-Daniel)	189
Charade Answers: Comprehensive Major Prophets Review (Genesis-Daniel)	192
Sword Drill: Genesis-Daniel	193
Appendix 1: Visuals for Books of Poetry	194
Appendix 2: Visuals for Major Prophet Books	195

Appendix 3: Sword Drill Instructions	196
Appendix 4: Sword Drill References - Volumes 1-2 (Genesis-Daniel)	197
Appendix 5: O.T. Song	198

Because of the big questions and advice sections these books sometimes are called Wisdom Literature.

About Job

Job is one of the oldest books of the Bible.

Does it look like a story or poetry at the beginning of the book?

—*story*

Where does it change to poetry?

—3:3

Does it stay in poetry till the end of the book?

—*changes back to story in 42:7*

The name of the book is the name of the main character.

Who is the main character?

—*Job*

What was Job like? Find 4 of his qualities.



NOTE TO TEACHER: Assign the next reference to 4 students. Ask each student to name 1 of Job's qualities.

1:1—*blameless*

—*upright (NIV)/ complete integrity (NLT)*¹

—*feared God*

—*shunned (NIV)/ stayed away from (NLT) evil*²

Did Job have children?

1:2 —*7 sons and 3 daughters*

Was he rich or poor?

1:3—*The greatest man of the East (NIV)/ the richest man in the entire area (NLT)*

Job had everything; good character, family and wealth.

Change of Scene

Name the next 2 characters in the story.

1:7 —*the LORD and Satan*

What does God say to Satan?

1:8 —*Have you considered (NIV)/ noticed (NLT) Job?*

Satan tells God why Job is good. What is his explanation?

1:10 —*God has put a hedge around him and blessed him (NIV)/ protected and prospered him (NLT).*

What does Satan suggest?

1:11 —*strike (NIV)/ take away (NLT) everything he has*

How does God respond?

1:12 —*Everything he has is in your power, but on the man himself, do not lay a finger (NIV)/ Do whatever you want with everything he possesses, but don't harm him physically (NLT).*

1 Whenever the NIV and NLT use different words, both versions will appear with a slash between them: *words (NIV)/ words (NLT)*.

2 Words following (NLT) are found in both versions.



Worksheet: Word Tricks (NLT)

Part 1: Find METAPHORS for God in these psalms.

Psalms 7:10 my _____

Psalms 16:5 my _____ of blessing

Psalms 23:1 my _____

Psalms 27:1 The LORD is my _____

The LORD is my _____

Psalms 43:2 my only safe _____

Psalms 62:7 my refuge, a _____

Psalms 84:11 our _____ and _____

Psalms 90:1 our _____

Psalms 91:4 cover you with his _____ ...

shelter you with his _____

God is compared with which animal? _____

Psalms 121:5 protective _____

PART 2: Name the BODY PARTS ascribed to God in these verses.

Psalms 10:11 _____

Psalms 18:6 _____

Psalms 18:8 (2) _____

Psalms 18:9 _____

Psalms 29:7 _____

Psalms 34:16 _____

Psalms 89:10 _____

Psalms 138:7 _____


Worksheet: The Psalmist Tells God How He Feels

Write each reference on a face that shows how the psalmist feels:
happy, sad, angry or afraid.


6:3
16:9
17:15
21:1
27:3



38:8
43:2
55:5
58:6-8
59:16



69:20
88:18
92:4
109:22
122:1



Game: "According to Proverbs"

Questions

1. According to Proverbs 18:2

Fools

- a.) cannot learn
- b.) think they know everything**
- c.) don't let people know what they think
- d.) eavesdrop to find out what other people think

2. According to Proverbs 17:22

When you are feeling sick, you should

- a.) watch a comedy movie**
- b.) watch a horror movie
- c.) do homework
- d.) feel sorry for yourself

3. According to Proverbs 26:18-19

You can tell lies to your friend

- a.) if you say, "I was only joking"
- b.) if your fingers are crossed
- c.) if it is on a dare
- d.) never**

4. According to Proverbs 11:1

When you don't know the answer on a test, you should

- a.) make a guess and decide to study harder next time**
- b.) drop your pencil on the floor and look at your neighbor's answer on the way up
- c.) prepare ahead of time by writing all the answers on your arm
- d.) complain that the teacher never taught you that material.

5. According to Proverbs 24:26

An honest answer is like

- a.) a kiss**
- b.) a punch in the stomach
- c.) hot cement on bare feet
- d.) jumping into cold water

6. According to Proverbs 25:16

When your favorite dessert is on the menu, you should

- a.) eat all of it quickly before anybody else gets to it
- b.) eat a reasonable amount**
- c.) eat until you are stuffed
- d.) give it to the dog

Ecclesiastes

P



Puzzle: "Ecclesiastes' Wisdom Bits"
Copy single-sided pp. 68-69 NIV or pp. 71-72 NLT
Read optional prep instructions p. 67
Scissors and glue, 1 per student

R



Visuals: Mortarboard*, wine glass, dice, construction worker,
"To-do" list, houses, cars, money

E

* Use construction paper; a strip glued end to end for the band and a square glued to the band for the mortarboard. For tassel, wrap the end of a string around your finger to make loops. Tie loops together, staple the plain end of the string to the center of the mortarboard and cut the ends of the loops.

P



RECITE together the books of the Bible the class has studied:
—Genesis, Exodus...Proverbs

Who wrote Ecclesiastes? Find clues in these verses:

1:12 —*king over Israel in Jerusalem*

1:16 —*has wisdom and knowledge*

2:8 —*rich*

1:1 —*David's son*

So what is your answer? Who wrote Ecclesiastes?

—*Solomon*

How does he refer to himself? "The words of the _____"

1:1 —*Teacher*

What is the name of the first poetry book?

—*Job*

Job is about a big question. Do you remember it? It starts with "Why".

—*Why do bad things happen to good people?*

Job is about a word that starts with "S".

Job 2:13—*suffering*

Ecclesiastes is like Job: it asks another big question.

Describe the Teacher's problem in one word found more than once in this verse.

1:2 —*Meaningless!*

The Teacher asks, "Is life meaningless?"

Isaiah, a “Mini-Bible”



MINI-BIBLE

Let’s discover some of the ways Isaiah is like the whole Bible.

How many books are in the Bible? Count them in the table of contents.

—66

How many chapters are in Isaiah?

—66

They are the same numbers.

How many books are in the Old Testament?

—39

Read from chapter 39 in Isaiah.

39:7—*descendants* (NIV)/ *sons* (NLT) *will be taken away <into exile (NLT)>*

This predicts a very unhappy event.

How does Book 39 of the Bible, the last book of the Old Testament, end? Read the end of the very last verse.

Malachi 4:6 —*“I will come and strike the land with total destruction”* (NIV)/ *“a curse”* (NLT)

Book 39 of the Bible and chapter 39 of Isaiah both predict judgment.

Now read the beginning of Isaiah chapter 40.

40:1—*“Comfort, comfort my people”*

Find the 40th book in the Bible, the first book in the New Testament.

What is the name of this book?

—*Matthew*

What is the 1st story in Matthew?

Matthew 1:18, 1st phrase—*the birth of Jesus the Messiah* (NIV)/ *how Jesus the Messiah was born* (NLT)

Jesus’ birth gives us comfort; he came to save us from judgment.

Who was Isaiah?

Isaiah appears earlier in the Bible in 2 Kings.

What other familiar name appears with Isaiah?



NOTE TO TEACHER: Assign a series of references at one time.

2 Kings 20:1—*Hezekiah*

Who was Hezekiah?

2 Kings 18:1 —*king of Judah*

So Isaiah spent time with kings. We could call him a “courtier”, a member of the royal court. Isaiah was an advisor to the king.

In 2 Kings Hezekiah was sick and prayed to God for healing. Hezekiah asked for a sign that God would heal him.



Worksheet Answers: Decoding Isaiah (NIV)

(Use the table of contents in your Bible to find the New Testament books.)

Isaiah 7:14 **“The virgin will conceive and give birth to a son, and will call him Immanuel.”**


Who was the virgin? Mary (Matthew 1:18)

What was the son’s name? Jesus (Matthew 1:21)

What does “Immanuel” mean? God with us (Matthew 1:23)

Fill the blanks in the verse with your answers:

The virgin Mary will conceive and give birth to a son Jesus,
and will call him God with us.



Isaiah 11:1 **“A shoot will come up from the stump of Jesse; from his roots a Branch will bear fruit.”**

Who was Jesse? father of David (1 Samuel 17:58)

Who is the Branch/vine? Jesus (John 15:1)
(HINT: Look back to John 14:23 to find who is speaking.)

He calls those who grow his fruit his disciples (John 15:8)

What do we call these people? Christians (Acts 11:26)

What fruit does the Holy Spirit grow in them? (Galatians 5:22-23)



love joy peace

forbearance kindness goodness

faithfulness gentleness self-control


DRAW a grapevine or fruit tree on the back of this page.

LABEL the parts of the tree with the answers starting from the bottom:


the roots below the ground with your first 11:1 answer,
the trunk with the name of the Branch,
and then the fruit on the leafy part of the tree.

Worksheet: When Messiah Rules... (NLT)

See the future in Isaiah.




Inside the circle write words describing how people will talk (60:18) and where and how will they live (32:18).




What surrounds the people? 60:18

Circle the correct answers:


WALLS OF _____



11:6 Enemies OR Friends?



11:7
The lion's
new diet



11:8
When children
see this



do they



OR



Worksheet Answers: Names for Christ in Jeremiah (NIV)

Put one letter on each line to fill in the blanks.

2:13 the spring of living water

8:22 balm in Gilead

23:5 a righteous Branch

23:6 The LORD Our Righteous Savior

30:9 David their king

31:10 watch over his flock like a shepherd

50:34 their Redeemer is strong

50:34 the LORD Almighty is his name

Phrase Search: "Know that I am the LORD" (NLT)

The number of times Ezekiel's theme occurs in each chapter is given below.

Fill in the verse numbers.

These phrases also qualify:

"Know that I alone am the LORD"

"Know that I am the Sovereign LORD"

6: _____	6: _____	6: _____	6: _____	
7: _____	7: _____		11: _____	11: _____
12: _____	12: _____	12: _____		
13: _____	13: _____	13: _____	13: _____	
14: _____		15: _____		16: _____
20: _____	20: _____	20: _____		
21: _____		22: _____		23: _____
24: _____	24: _____			
25: _____	25: _____	25: _____	25: _____	
26: _____				
28: _____	28: _____	28: _____	28: _____	
29: _____	29: _____	29: _____	29: _____	
30: _____	30: _____	30: _____	30: _____	
32: _____		33: _____		34: _____
35: _____	35: _____	35: _____		
36: _____	36: _____	36: _____		
37: _____	37: _____	37: _____		
38: _____	38: _____			
39: _____	39: _____	39: _____	39: _____	

Daniel

P



Puzzle: “Nebuchadnezzar’s Dream” copy pp. 174-175
Scissors, colored pencils, glue
Read optional prep instructions p. 170

R



Worksheet: “Daniel’s Vision” copy p. 177 NIV or p.179 NLT

E



Visuals: Champagne glass, junk food, water, vegetables, furnace*,
tree, hand, lion

P

* Clay candle holder, vase or ball shaped



RECITE together the books of the Bible the class has studied:

—Genesis, Exodus...Ezekiel

Who was Daniel?

Find the beginning of the book of Daniel.

Name the king who besieged Jerusalem.

1:1 —*Nebuchadnezzar*

Nebuchadnezzar took the king of Judah and temple treasures to Babylon. What else did he take?

1:4 —*healthy, handsome, smart, qualified young men*

Name 4 of these young men.

1:6 —*Daniel, Hananiah, Mishael and Azariah*

They were given new names in their new country. What were they?

1:7 —*Beltshazzar, Shadrach, Meshach, Abednego*

Daniel Stories

Story 1 Chapter 1

Daniel and his friends were chosen to train to work for the king so they were given lots of yummy but unhealthy food.

Did Daniel binge on the junk food?

1:12 —*No, he asked for vegetables and water.*

What was the result?

1:15 —*He and his friends looked healthier and better nourished than those who ate royal food.*

How did Daniel and friends do in their training?

1:19 —*They were the best and entered the king’s (NIV)/ royal (NLT) service.*

Story 2 Chapter 2

Nebuchadnezzar had a dream.



**CHAMPAGNE GLASS
and JUNK FOOD**



**WATER and
VEGETABLE**

Puzzle: Nebuchadnezzar's Dream (cont.)

Complete the Image

Glue the sections to the matching materials.

Daniel 2:32-33

Gold

What did the whole image represent? 2:39

HINT: Find the word that appears more than once.

A series of _____

(Add "s" to make the answer plural.)

Silver

The following 2 blanks will solve the empty circle below.


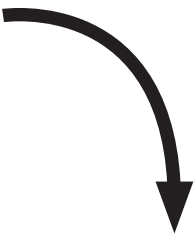
What smashed the image? 2:34

Bronze

In Ephesians 2:20 it was described as

the _____.


It is



Iron

Iron
and
Baked Clay

Worksheet Answers: Major Prophets Review 1



Across

2. Jeremiah used these to teach his lessons (2 Kings 12:18).
4. Vegetarian lion tamer
6. Theme is "Know that I am the LORD"
8. Isaiah prophesied about this coming just ruler (Matthew 1:1 or John 1:41).
9. Ezekiel did this to teach lessons (example: Ezekiel 4:4-6).
10. Lamentations describes suffering in this city (Lamentations 1:8).

Down

1. Daniel saw the future in 4 of them (Daniel 7:15).
3. The weeping prophet
5. Also written by Jeremiah (not a person name)
7. When God called, he said, "Here am I. Send me!"

These references answer 4 of the clues without references:
Isaiah 6:8, Jeremiah 9:1, Ezekiel 12:20, Daniel 1:12 and 6:16

Welcome to *Bible Orientation*.

This curriculum:

- teaches children to read the Bible themselves
- includes a lesson for every Bible book
- requires minimal preparation
- is fun and interactive
- is linear and flexible; move at your own pace
- demands few materials, this book and a Bible for each student
- includes an optional visual aid component
- is suitable for Sunday School, Christian School and Home School
- is ideal for grades 2-6



In this volume (Job-Daniel) children discover metaphors for God in the praise and prayers of the Psalms. They find Jesus in Isaiah. They replay Job's conversations with his friends and measure their own thinking by the Proverbs. Pictionary and mime bring the prophecies of Jeremiah and Ezekiel to life. Then they meet teenaged Daniel, the dream teller, and follow him up to the king's palace and down to the lion's den.

Enjoy growing Bible-smart kids!

Blessings,

A handwritten signature in cursive script that reads "Carole."

Bible Orientation is an excellent home school curriculum. There is so much I like. The best part is that children are digging into God's word. — Melanie Bartel, mom

Although this curriculum was written for children, I found it inspiring as an adult. I never before understood how amazingly the books of the Bible are connected. *Bible Orientation* reveals how God works and interacts with characters to show His grace, mercy, love, and instruction; then and now. It brought the Bible to life for me and I read it with renewed understanding and awe. — Marcie Dyck, nurse

Bible Orientation involves kids through interactive activities and makes kids want to learn the Bible because it's fun. — Matt Murphy, student age 12

Filled with an array of genres, authors, writing styles and viewpoints, the Bible is complex yet coherent, a vast storehouse of treasure. *Bible Orientation* gives students the tools needed to uncover for themselves the riches in God's word. This essential resource engages students of all ages through activities that appeal to a range of learning styles. — Janet Fondse, teacher

Bible Orientation is very good material. Well laid out, clear and easy to follow without much teacher prep. — Dave and Natasha Schmidt, parents

