

GRADE 10

Mathematics



COMPLETE GRADE 10 MATH CURRICULUM



- ★ questions ranging from easy to advanced
- ★ step by step guided examples
- ★ chapter tests included

DYNAMIC MATH



more than just a book (see inside)




WHY DYNAMIC MATH?

Dynamic Math workbooks are written by teachers directly for each province. This ensures that you are getting the exact same material that is being taught in the classroom. Our teachers also produce engaging online content to further support and enhance learning.

MORE THAN JUST A BOOK!

  Unlock extra content online

 Go to www.math-help.ca/free

- ✓ *Get extra practice with worksheets, flashcards, and more*
- ✓ *Challenge yourself with our fun "puzzlers" and games*
- ✓ *We're always adding more ... so check back often*



Suite 207 8501 162nd Street
Surrey, BC V4N 1B2



604.592.9309



sales-inquiries@dynamic-classroom.ca



www.dynamic-classroom.ca

Contributing Authors: Alan R. Taylor, Ed.D. & Bill Kokoskin, M.A.

All rights reserved. Reproduction is strictly prohibited. This resource guide is licensed to the end user for PERSONAL use only. Photocopying for distribution is NOT permitted.

Copyright 2019 Dynamic Classroom Inc.

Dear Teachers,

Dynamic Math is a company founded by teachers, and so we understand just how difficult your job can be.

This is why we have set out to help you by providing a complete curriculum-based math book so that you don't have to spend time searching for the right resource. Our efforts provide the means for you to get right to teaching, helping your students succeed in math.

Additionally, we provide resources such as extra worksheets and tests, with answer keys. These additional options are available with a minimum purchase, and since our books are up to 70% less than traditional textbooks, this provides you with a very affordable option to implement the Dynamic Math program in your school.

Both Online & Offline Resources

We know that every teacher has their own unique teaching style and have students that all learn in different ways. That's why we offer our resources in both the printed and digital flipbook format.

So, whether you prefer flipping through a hard copy on your desk or accessing the full book from your tablet while sitting on the couch, we have you covered.

With books that are 100% aligned to the curriculum for each province, you can be confident that the right resource is at your fingertips.

Our math books provide students with all the instructions and exercises right at their desk, while our digital flipbook and other resources provide teachers with a quick and easy way to project any of the content to a screen or smartboard.

This provides a truly interactive way to go through the material in the classroom and ensures that students are following along.

Combined with Dynamic Math optional videos, we are convinced that teachers, their students, and their families will confidently work through the learning requirements each year, in both the classroom and at home.

Table of Contents

Principles of Mathematics 10

	Page		Page
Chapter 1 – Line Segments		Chapter 6 – Relations and Quadratic Functions	
1.1 Distance Between Two Points	2	6.1 Review of Relations and Functions	115
1.2 Midpoint	4	6.2 Graphs of Quadratic Functions	126
1.3 Slope of a Line	8	6.3 Operations, Composites, and Inverses of Functions	135
1.4 Slopes of Parallel Lines	11	6.4 Transformations of Quadratic Functions	142
1.5 Slopes of Perpendicular Lines	14		
Chapter 2 – Distance & Coordinate Geometry		Chapter 7 – Applying Quadratic Functions	
2.1 Distance Between a Point and a Line	21	7.1 Completing the Square	152
2.2 Vertical Distances	24	7.2 Maximum and Minimum Problems	157
2.3 Distance Between Two Parallel Lines	27	7.3 Solving Quadratic Equations	162
2.4 Using Coordinates to Verify Conjectures	30	7.4 The Discriminant	177
2.5 Using Coordinates to Prove Conjectures	33		
Chapter 3 – Straight Lines		Chapter 8 – Comparing Figures	
3.1 Graphing Using Tables of Values	40	8.1 Similar Triangles	184
3.2 Standard Form and Slope-Intercept Form	43	8.2 Similar Polygons	188
3.3 Using the Slope-Intercept Form	49	8.3 Enlargements and Reductions	191
		8.4 Scale Diagrams	194
Chapter 4 – Systems of Linear Equations		Chapter 9 – Measurement & Trigonometry	
4.1 Solving a System by Graphing	57	9.1 The Trigonometric Ratios (Review)	202
4.2 Solving a System by Substitution	64	9.2 Finding Sides and Angles	206
4.3 Solving a System by Elimination	66	9.3 Solving Problems using Trigonometry	209
4.4 Word Problems Involving 2 Equations in 2 Unknowns	69	9.4 Solving More Problems using Trigonometry	212
4.5 Problems Involving Systems of Equations	72	9.5 Sines and Cosines of Obtuse Angles (Standard Position)	218
Chapter 5 – Multiplying and Factoring Polynomials		9.6 Sine Law	222
5.1 Constant Terms, Coefficients, and Variables in Polynomial Expressions	79	9.7 Cosine Law	226
5.2 Addition and Subtraction of Polynomials	82	Answers to Exercises and Chapter Tests	233
5.3 Multiplying Polynomials by Monomials	84		
5.4 Dividing Polynomials by Monomials	87		
5.5 Multiplying Polynomials	90		
5.6 Common Factors	95		
5.7 Factoring Trinomials of Form $x^2 + bx + c$	97		
5.8 Factoring Trinomials of Form $ax^2 + bx + c$	101		
5.9 Factoring the Difference of Squares	104		
5.10 Solving Quadratic Equations by Factoring	107		

$$m = \frac{y_2 - y_1}{x_2 - x_1}$$

$$M\left(\frac{x_1 + x_2}{2}, \frac{y_1 + y_2}{2}\right)$$

CHAPTER 1

LINE SEGMENTS

1.1 Distance Between Two Points

1.2 Midpoint

1.3 Slope of a Line

1.4 Slopes of Parallel Lines

1.5 Slopes of Perpendicular Lines

$$l_1 \perp l_2$$

$$m_1 \bullet m_2 = -1$$

$$D = \sqrt{(x_2 - x_1)^2 + (y_2 - y_1)^2}$$

1.1 Distance Between Two Points

The distance between two Points $P_1(x_1, y_1)$ and $P_2(x_2, y_2)$ is given by the formula

$$D = \sqrt{(x_2 - x_1)^2 + (y_2 - y_1)^2}.$$

Examples:

- Find the distance between $(-3, 4)$ and $(6, -5)$.

$$\begin{aligned} D &= \sqrt{(x_2 - x_1)^2 + (y_2 - y_1)^2} && (-3, 4) \quad (6, -5) \\ & && (x_1, y_1) \quad (x_2, y_2) \\ &= \sqrt{(6 - (-3))^2 + (-5 - 4)^2} \\ &= \sqrt{9^2 + (-9)^2} = \sqrt{81 + 81} \\ &= \sqrt{162} && = \sqrt{81 \cdot 2} \\ &= 9\sqrt{2} \\ D &\approx 12.73 \end{aligned}$$

- Given vertices at points A $(6, -4)$, B $(1, 5)$, and C $(-3, 1)$, what kind of triangle do they form?

$$\begin{aligned} \text{Distance AB} &= \sqrt{(6 - 1)^2 + (-4 - 5)^2} \\ &= \sqrt{5^2 + (-9)^2} \\ &= \sqrt{25 + 81} \\ \text{AB} &= \sqrt{106} \\ \text{AB} &\approx 10.3 \end{aligned}$$

$$\begin{aligned} \text{Distance AC} &= \sqrt{(6 - (-3))^2 + (-4 - 1)^2} \\ &= \sqrt{9^2 + (-5)^2} \\ &= \sqrt{81 + 25} \\ \text{AC} &= \sqrt{106} \\ \text{AC} &\approx 10.3 \end{aligned}$$

$$\begin{aligned} \text{Distance BC} &= \sqrt{(1 - (-3))^2 + (5 - 1)^2} \\ &= \sqrt{4^2 + 4^2} \\ &= \sqrt{16 + 16} \\ &= \sqrt{32} \\ \text{BC} &= 4\sqrt{2} \\ \text{BC} &\approx 5.7 \end{aligned}$$

Since $AB = AC$, the triangle is isosceles.

Exercises 1.1

- Find the distance between each pair of points.
 - (7, 4) and (8, 10)
 - (-6, 4) and (3, -2)
 - (-5, 6) and (-4, -8)
 - (-3, -4) and (-2, -9)
- Given the coordinates of the vertices of each triangle, what kind of triangle is it?
 - A (-2, 7), B (-7, 7), and C (-7, -5)
 - A (0, 1), B (-3, -3), and C (3, -3)
 - A (-4, 0), B (4, 0), and C (0, $4\sqrt{3}$)
- The distance between two points is $\sqrt{20}$. If one coordinate is (2, 5) and the other is (x, 1), find x.
- The coordinates of two rectangles are:
Rectangle A: (-1, -5), (-1, -2), (5, -2), (5, -5) and Rectangle B: (4, 7), (-4, 7), (-4, -1), (4, -1)
For each rectangle, find the perimeter, the area, and the length of the diagonal.
 - Rectangle A
 - the perimeter
 - the area
 - the length of the diagonal
 - Rectangle B
 - the perimeter
 - the area
 - the length of the diagonal
- A circle with a centre at (-3, 4) has a point (4, -6) on its circumference. Determine the radius.

1.2 Mid-point

Given any two points $P_1(x_1, y_1)$ and $P_2(x_2, y_2)$, use the following formula to find the coordinates of the mid-point of the line segment between them.

$$\left(\frac{x_1 + x_2}{2}, \frac{y_1 + y_2}{2} \right)$$

Examples:

1. Find the mid-point of the line segment joining $(-4, 6)$ and $(8, -2)$.

Solution by formula:

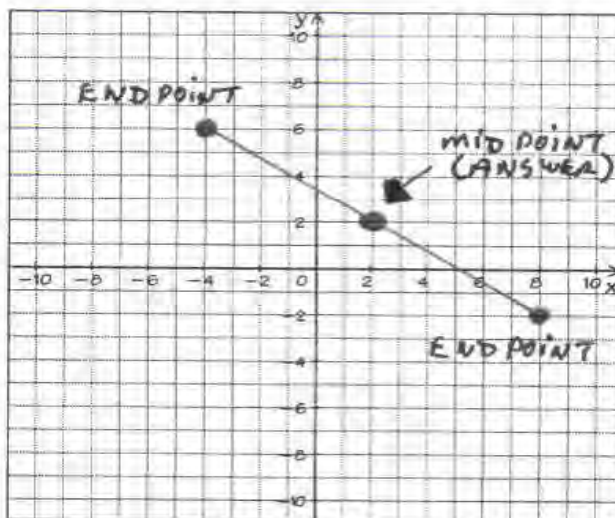
The mid-point is $\left(\frac{x_1 + x_2}{2}, \frac{y_1 + y_2}{2} \right)$.

Remember $(-4, 6)$ and $(8, -2)$ correspond to (x_1, y_1) and (x_2, y_2) , so $\left(\frac{-4 + 8}{2}, \frac{6 - 2}{2} \right) = \left(\frac{4}{2}, \frac{4}{2} \right)$.

The mid-point is $(2, 2)$

Solution by graphing:

Graph the endpoints. Then measure the length of the line and take half of it to find the midpoint.



2. Find the other end-point of a line segment with one end-point at $(-4, -8)$ and a mid-point at $(1, -3)$.

Solution by formula:

Mid-point is $(\frac{x_1+x_2}{2}, \frac{y_1+y_2}{2}) = (1, -3)$ and $(x_1, y_1) = (-4, -8)$.

$$\frac{x_1+x_2}{2} = 1 \text{ and } x_1 = -4$$

$$\frac{-4+x_2}{2} = 1$$

$$-4+x_2 = 2$$

$$x_2 = 6$$

$$\frac{y_1+y_2}{2} = -3 \text{ and } y_1 = -8$$

$$\frac{-8+y_2}{2} = -3$$

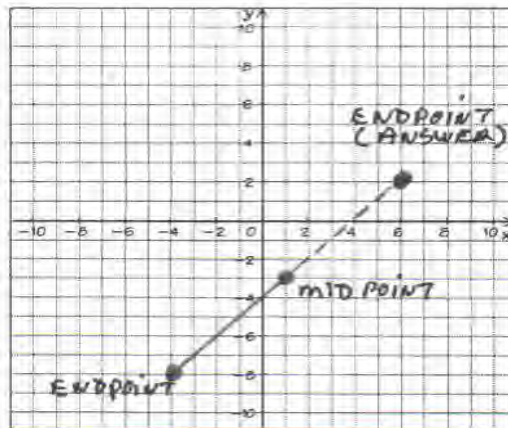
$$-8+y_2 = -6$$

$$y_2 = 2$$

The other end-point is $(6, 2)$.

Solution by graphing:

Graph the endpoint and midpoint. Then extend the line joining these points the same distance to find the other endpoint.



3. A parallelogram has the following vertices: A $(-3, 3)$, B $(4, 1)$, C $(-2, -2)$, and D $(-9, 0)$. Find the point of intersection where the diagonals bisect each other.

Solution by formula:

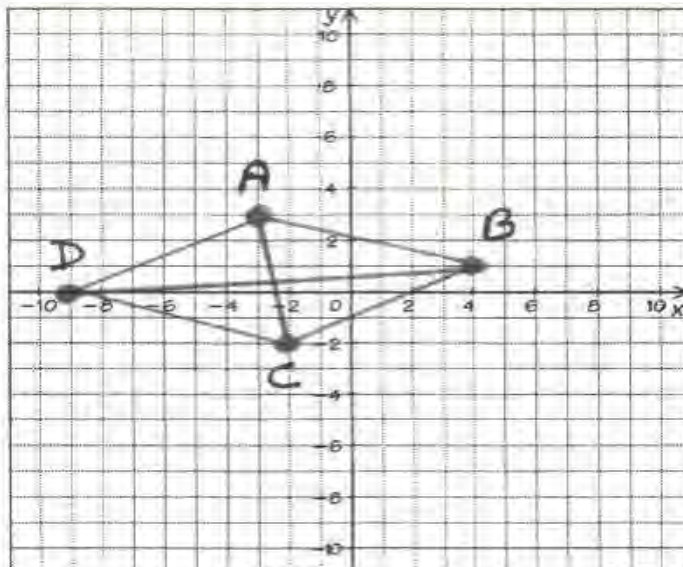
$$\text{Midpoint of AC } (\frac{x_1+x_2}{2}, \frac{y_1+y_2}{2}) = (\frac{-3-2}{2}, \frac{3-2}{2}) = (\frac{-5}{2}, \frac{1}{2})$$

$$\text{Midpoint of BD } (\frac{x_1+x_2}{2}, \frac{y_1+y_2}{2}) = (\frac{4-9}{2}, \frac{1+0}{2}) = (\frac{-5}{2}, \frac{1}{2})$$

The diagonals bisect each other at $(\frac{-5}{2}, \frac{1}{2})$

Solution by graphing:

Graph the points A (3, -3), B (4, 1), C (-2, -2), and D (-9, 0) to find the parallelogram. Then join the diagonals.



The diagonals bisect each other at $(-\frac{5}{2}, \frac{1}{2})$.

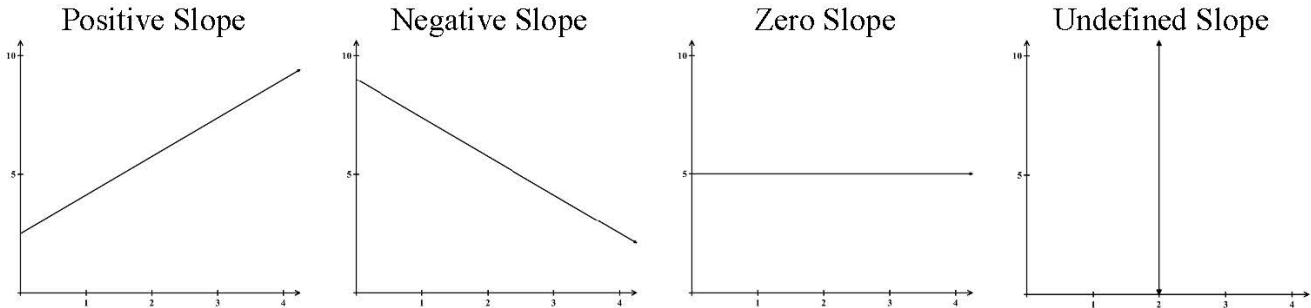
Exercises 1.2

- Find the mid-point of each line segment with the given end-points.
 - (4, 2) and (6, 8)
 - (-3, -3) and (-1, -7)
 - (-1, -2) and (-6, 5)
 - (3x, -7x) and (x, -x)
- One end-point and the mid-point of each line segment are given. Find the coordinates of the other end-point.
 - End-point = (3, -4); Mid-point = (3, 6)
 - End-point = (8, -1); Mid-point = (5, -5)

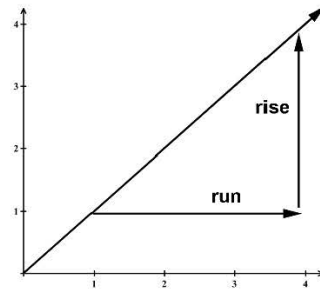
- c. End-point = $(-6, -4)$; Mid-point = $(-3, -2)$
3. The end-points of the diameter of a circle are $(6, 4)$ and $(-2, 0)$. Find the centre of the circle.
4. A triangle has vertices at $(4, 4)$, $(-6, 2)$ and $(2, 0)$.
- a. Find the coordinates of the mid-points of each side. b. Find the lengths of the sides of the triangle formed by joining the mid-points.
5. A rectangle has vertices $(-4, 4)$, $(7, 4)$, $(-4, -2)$, and $(7, -2)$.
- a. Find the mid-point of each diagonal. b. Show that the diagonals bisect each other.
6. A map's numerical coordinates are in kilometres. Town A is at $(16.3, 2.9)$ and town B is at $(4.5, 6.3)$. A road is to be constructed on a direct line between the two towns. Each town is responsible for the construction up to the mid-point at a cost of \$150 000 for each kilometre. Determine the cost for each town.

1.3 Slope of a Line

The slope is a measure of how steep a line is. The slope also describes the direction of the line.



The numerical value of a slope can be thought of as $\frac{\text{Rise}}{\text{Run}}$.



The slope of the line segment joining $P_1(x_1, y_1)$, and $P_2(x_2, y_2)$ is given by the formula (slope = $\frac{\text{rise}}{\text{run}}$).

$$\text{Slope of } P_1P_2 = \frac{y_2 - y_1}{x_2 - x_1}, x_2 \neq x_1 \text{ or } m = \frac{y_2 - y_1}{x_2 - x_1} \quad (m = \text{slope}).$$

Examples:

- Find the slope of the line segment joining each of the following points.

a. $(-3, 4)$ and $(5, -6)$

$$m = \frac{y_2 - y_1}{x_2 - x_1}; (-3, 4) \text{ and } (5, -6)$$

$$= \frac{-6 - 4}{5 - (-3)} = \frac{-10}{8}$$

$$m = -\frac{5}{4} \quad \text{The slope is } -\frac{5}{4}.$$

b. $(7, 2)$ and $(-8, 2)$

$$m = \frac{2 - 2}{-8 - 7} = \frac{0}{-15}$$

$$m = 0 \quad \text{The slope is zero (horizontal line).}$$

c. (5, 3) and (5, -4)

$$m = \frac{-4-3}{5-5} = \frac{-7}{0}$$

$$m = \text{undefined}$$

The slope is undefined (vertical line).

2. The slope of a line is 2. The line passes through (-1, -2) and (4, y). Find the value of y.

$$m = \frac{y_2 - y_1}{x_2 - x_1}; m = 2 \quad \therefore 2 = \frac{y_2 - y_1}{x_2 - x_1} \quad (-1, -2) \quad (4, y)$$

$$x_1 y_1 \quad x_2 y_2$$

$$2 = \frac{y - (-2)}{4 - (-1)} = \frac{y + 2}{5}$$

$$y + 2 = 10 \text{ and } y = 8$$

Exercises 1.3

1. Find the slope of the line passing through the following points.

a. (6, 8) and (2, 1)

b. (3, -1) and (-5, 4)

c. (3, 4) and (-6, 4)

d. (4, 6) and (4, -1)

e. (3.6, 5.2) and (-4.8, -7.5)

2. The slope of a line is $\frac{2}{5}$ and it passes through (-1, 3) and (x, 5). Find the value of x.

3. The slope of a line is -1 and it passes through (-2, 6) and (5, y). Find the value of y.

4. A ladder is leaning against a building. The bottom of the ladder is 1.85 m from the building. The ladder reaches up 2.1 m up the side of the building. What is the slope of the ladder?

5. A triangle has vertices $(-2, -1)$, $(-1, -6)$, and $(5, 6)$. Determine the slope of each side.

6. Points are collinear if they lie on the same line. If the three points $(-2, -1)$, $(1, 1)$ and $(7, y)$ are collinear, then find y .



**ANSWERS TO
EXERCISES AND
CHAPTER TESTS**

CHAPTER 1

Exercises 1.1 (page 3)

1. a) $\sqrt{37}$ b) $\sqrt{117}$ c) $\sqrt{197}$ d) $\sqrt{26}$
 2. a) Right b) Isosceles c) Equilateral
 3. $x = 4$ 4. a) (i) 18 units (ii) 18 square units (iii) 6.71 units b) (i) 32 units (ii) 64 square units (iii) 11.31 units
 5. $\sqrt{149}$ or ≈ 12.21

Exercises 1.2 (page 6)

1. a) (5, 5) b) (-2, -5) c) $(-\frac{7}{2}, \frac{3}{2})$ d) (2x, -4x)
 2. a) (3, 16) b) (2, -9) c) (0, 0) 3. (2, 2)
 4. a) (3, 2), (-2, 1), (-1, 3) b) $\sqrt{5}, \sqrt{17}, \sqrt{26}$
 5. a) Midpoint $(\frac{3}{2}, 1)$ b) They have the same midpoint. The diagonals bisect each other.
 6. \$921 004.89

Exercises 1.3 (page 9)

1. a) $\frac{7}{4}$ b) $-\frac{5}{8}$ c) 0 d) Undefined e) $\frac{127}{84}$
 2. $x = 4$ 3. $y = -1$ 4. $\frac{42}{37}$ 5. Slopes are -5, 2, and 1. 6. $y = 5$

Exercises 1.4 (page 12)

1. a) 11 // 12 b) 13 // 14 c) Not parallel d) 17 // 18 e) Not parallel 2. Yes opposite sides are parallel with slopes $\frac{4}{3}$ and $-\frac{1}{5}$. 3. $x = -5$
 4. $y = 9$ 5. $y = 1$ 6. (-3, 0)

Exercises 1.5 (page 15)

1. a) $m_2 = -\frac{8}{7}$ b) $m_2 = \frac{5}{6}$ c) $m_2 = \text{undefined}$ d) $m_2 = 0$ e) $m_2 = -\frac{1}{10}$ 2. $m_{BC} = \frac{1}{2}, m_{AB} = -2;$ $m_{BC} \times m_{AB} = -1$ and it is a right triangle.
 3. $\triangle ABC$ is not a right triangle since no two sides are perpendicular. 4. $y = -4$ 5. 1
 6. Yes. Opposite sides are parallel and adjacent sides are perpendicular. 7. $x = 7.5$ 8. (11.5, 0)

Chapter 1 Test (page 18)

1. $2\sqrt{85}$ 2. (-1, 1) 3. $-\frac{6}{7}$ 4. Yes, $AB \parallel CD,$ Slopes = $\frac{4}{3}$ 5. $m_{CD} = -\frac{9}{8}$ 6. a) $x = -9$ b) $x = 4$

7. a) (2, 0) b) $(0, -\frac{4}{3})$ 8. $2\sqrt{34}$ or 11.66 block units 9. $(\frac{3}{2}, \frac{5}{2}), (0, 0), (-\frac{3}{2}, -\frac{5}{2})$ 10. $m_{AB} = 1;$ $m_{BC} = -\frac{5}{6}; m_{CD} = -5; m_{DA} = \frac{1}{6}.$ No slopes are parallel or perpendicular. It is a quadrilateral.

CHAPTER 2

Exercises 2.1 (page 23)

1. a) $-\frac{4}{3}$ b) $\frac{1}{3}$ c) $\frac{1}{2}$ d) $-\frac{2}{3}$ e) 5 2. a) $y = 3x - 1$ b) $y = -2x + 13$ c) $y = -\frac{2}{3}x + 4$ 3. a) 2.24 b) 2.85 c) 4.47 d) 10.82 4. a) 6 b) 3 c) 4.24 d) 6.01

Exercises 2.2 (page 26)

1. a) 9 b) 6.4 c) $\frac{7}{8}$ d) 5.5 e) 5.8 2. a) 6 b) 7 c) $\frac{2}{11}$ d) 9

Exercises 2.3 (page 29)

1. a) 7 b) 3 c) 6 d) 3 e) 2 f) 7 2. a) 1.90 b) 2 c) 2.24 d) 3.64

Exercises 2.4 (page 31)

1. a)



The conjecture is not true.

b) (-2, 5) The conjecture is not true.

c)



The conjecture is not true.

d) There is no counter example, so it appears the conjecture is true.

e)



The conjecture is not true.

2. a) Use distance. $AD = BC = 10, AB = CD = 4$

b) Use distance. $AC = BD = \sqrt{116}$

Dynamic Math Videos

The Dynamic Math Program supports the teacher to confidently teach their students with:

- a curriculum aligned **Math book**
- **online teacher resources** such as worksheets and extra tests with answer keys
- a **digital flipbook**
- a **library of videos** to help the student in their math journey.

Our program is designed to have the videos support our Math books which are clear, concise and 100% aligned to the provincial curriculum.

Many schools purchase class sets of our Math books and licenses to provide access to the videos. The videos are designed to help the student get 'unstuck' when they are doing their homework. Each video matches the related section in the Math book so that it is easy for the student to find.

Through the licensing process, access to all available grades is offered to each subscriber, allowing students to go back to previous years to review and enhance their understanding or work ahead for advanced learning.

The video program is not designed for each student to watch all available videos for their grade level. Some students may only need to watch some videos throughout the year as they already have a strong grasp of the math concepts being taught in the classroom. Students can do this at home for homework and will not fall behind as they have some extra guidance.

This combination of book and video instruction improves learning outcomes and makes students more confident.

In summary, please consider the following:

Video Benefits for you and your students

- They will help support you in teaching Math to your students.
- The videos will help your students to reinforce what you taught them in the classroom.
- They will be more confident when doing their homework.
- They will equip parents to help the student at home.
- They will dramatically increase the success of your students to learn math.

At a Glance

- Videos available for Grades 4-10, 50-80 Videos per grade, 2 to 7 minutes in length
- The videos match the chapters and units in our Math books and help instruct students learn how to complete the questions in the books.
- Videos are 100% aligned to the provincial curriculum.

MORE THAN JUST A BOOK!

- ✓ Continuously expanding set of online resources
- ✓ Extra practice for struggling students
- ✓ Develop critical thinking skills
- ✓ Engage learning with fun "puzzlers" and games



www.math-help.ca




“

My son would never have passed grade 10 without Dynamic Math. Thank you!

My daughter loves your math books because she can work through them on her own. We'll definitely be buying the next grade in the fall.

I was so happy to finally find a math workbook that was exactly what my son was doing in class. ”



DYNAMIC
DC
CLASSROOM

ON Grade 10 Mathematics

\$34.95 CAD

ISBN 978-1-988243-79-5



9 781988 243795