



# LANGUAGE ARTS

Student Book

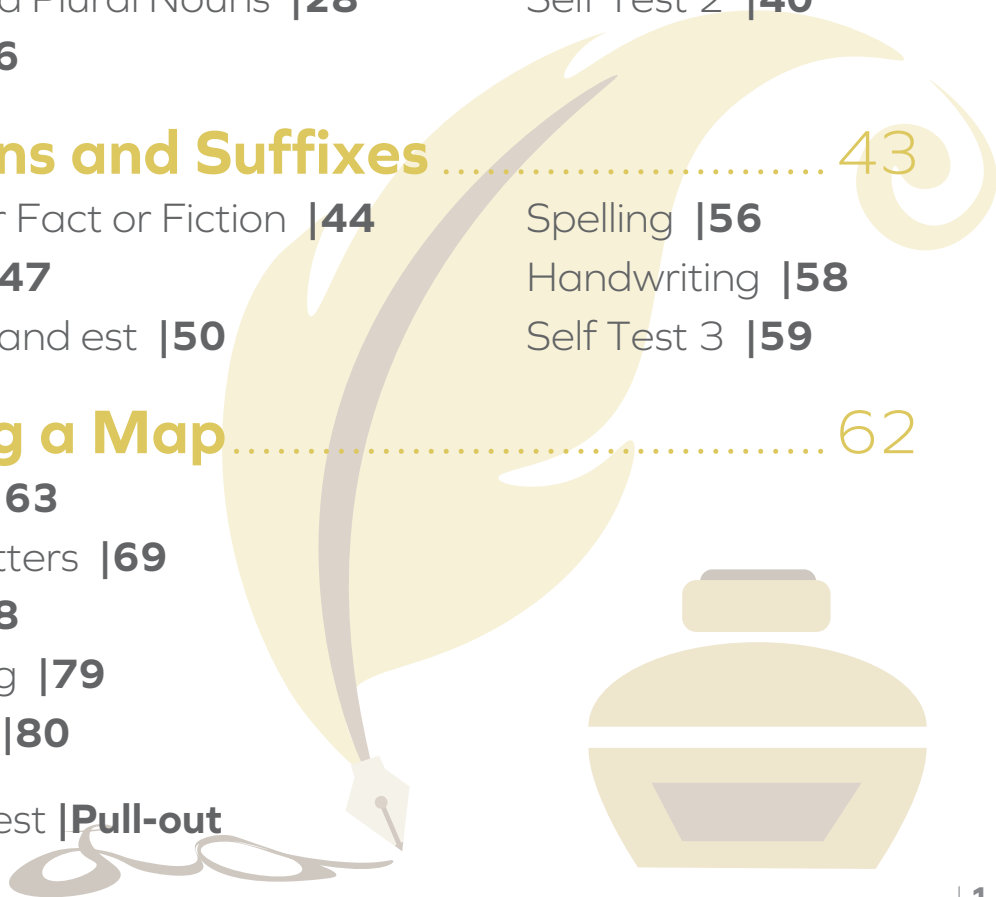
▶ **3rd Grade | Unit 7**

---

# LANGUAGE ARTS 307

## READING AND WRITING

Introduction	3
<b>1. Main Ideas</b> .....	5
Reading for Main Ideas	6
Singular and Plural Nouns	8
Compound Words	14
Spelling	16
Handwriting	20
Self Test 1	21
<b>2. Sequence</b> .....	24
Reading for Sequence	25
Singular and Plural Nouns	28
Spelling	36
Handwriting	38
Self Test 2	40
<b>3. Pronouns and Suffixes</b> .....	43
Reading for Fact or Fiction	44
Pronouns	47
Suffixes: er and est	50
Spelling	56
Handwriting	58
Self Test 3	59
<b>4. Reading a Map</b> .....	62
Map Skills	63
Friendly Letters	69
Spelling	78
Handwriting	79
Self Test 4	80
LIFEPAC Test	Pull-out



**Author:**

Patsy J. Ressler, M.A.

**Editor-in-Chief:**

Richard W. Wheeler, M.A.Ed.

**Editor:**

Janet Monseu

**Consulting Editor:**

Rudolph Moore, Ph.D.

**Revision Editor:**

Alan Christopherson, M.S.

**Media Credits:**

**Page 3:** © vegeter, iStock, Thinkstock; **5:** © Mike\_Kiev, iStock, Thinkstock; **6:** © Elena Mikhaylova, iStock, Thinkstock; **10:** © AeeshaNorm, iStock, Thinkstock; © gepard001, iStock, Thinkstock; **14:** © insima, iStock, Thinkstock; © Tigatelu, iStock, Thinkstock; **18:** © AuthenticCreations, iStock, Thinkstock; © KatarzynaBialasiewicz, iStock, Thinkstock; © SvetlanaK, iStock, Thinkstock; © 3d\_kot, iStock, Thinkstock; © auimeesri, iStock, Thinkstock; © chrisroll, iStock, Thinkstock; © Nastco, iStock, Thinkstock; © tiler84, iStock, Thinkstock; © GlobalP, iStock, Thinkstock; © Robertas Pėžas iStock, Thinkstock; © ramzihachicho, iStock, Thinkstock; © 3sbworld, iStock, Thinkstock; **24:** © ConstantinosZ, iStock, Thinkstock; **25:** © Fuse, Thinkstock; **43:** © jamesteohart, iStock, Thinkstock; **62:** © Photodisc, Thinkstock.

**All circular images are** © vectorikart, iStock, Thinkstock.



**804 N. 2nd Ave. E.  
Rock Rapids, IA 51246-1759**

© MCMXCVI by Alpha Omega Publications, Inc. All rights reserved.  
LIFEPAC is a registered trademark of Alpha Omega Publications, Inc.

All trademarks and/or service marks referenced in this material are the property of their respective owners.  
Alpha Omega Publications, Inc. makes no claim of ownership to any trademarks and/or service marks other than their own and their affiliates, and makes no claim of affiliation to any companies whose trademarks may be listed in this material, other than their own.

# **READING AND WRITING**

**In this LIFEPAK<sup>®</sup>, you will read about Betty and Bob, who remember a lesson from the Bible. You will learn about fact and fiction and about following directions. You will learn about maps.**

**You will find out about nouns and about making singular nouns into plural nouns. You will also find out about pronouns.**

**You will learn how to spell and how to use compound words. You will learn how to spell and how to use words that have special endings called suffixes.**

**You will enjoy learning to write a friendly letter. You will use handwriting skills.**

## Objectives

**Read these objectives.** The objectives tell you what you will be able to do when you have finished this LIFE PAC.

1. You will be able to find the main idea of a story.
2. You will be able to tell what a noun is.
3. You will be able to find nouns in written material.
4. You will be able to tell what a singular noun is.
5. You will be able to tell what a plural noun is.
6. You will be able to make singular nouns into plural nouns.
7. You will be able to recognize and to use compound words.
8. You will be able to read a map.
9. You will be able to follow directions.
10. You will be able to spell new words.
11. You will be able to use good handwriting.
12. You will be able to tell what a pronoun is.
13. You will be able to use suffixes correctly.
14. You will be able to write a friendly letter.



# 1. MAIN IDEAS

In this section you will read a story and find the main idea. You will learn about nouns. You will also learn about compound words.

## Vocabulary

**Study these new words.** Learning the meanings of these words is a good study habit and will improve your understanding of this LIFEPAC.

**awhile** (u hwīl'). For a short time.

**berry** (ber' ē). A small juicy fruit with many seeds.

**creature** (krē' chur). A living thing.

**leash** (lēsh). A rope for holding an animal.

**provide** (pru vīd'). To give what is needed or wanted.

**Note:** All vocabulary words in this LIFEPAC appear in **boldface** print the first time they are used. If you are unsure of the meaning when you are reading, study the definitions given.


**Pronunciation Key:** *hat, āge, cāre, fār; let, ēqual, tērm; it, īce; hot, ōpen, ōrder; oil; out; cup, pūt, rüle; child; long; thin; /TH/ for then; /zh/ for measure; /u/ represents /a/ in about, /e/ in taken, /i/ in pencil, /o/ in lemon, and /u/ in circus.*

**Ask your teacher to say these words with you.**



**Teacher check:**

Initials \_\_\_\_\_ Date \_\_\_\_\_



## Reading for Main Ideas

While you are reading the story about Betty and Bob, think about the main idea. Think about the lesson you might learn from the story.

### “God Provides”

“Betty! Bob! Come on!” Grandpa called. “We’ll go for a walk. We’ll have time before dinner.” Grandpa helped three-year-old Betty get into her warm jacket.

“Woof! Woof!” barked Brownie. She wanted to go for a walk, too.

Bob got her **leash**, and soon they were walking down the street.

Suddenly, Grandpa grabbed the leash tightly.

“Shhh!” he whispered. “Do you hear something in that bush?”

They stopped to listen.

“Chirr-rup! Peep. Peep,” called the birds.

“Look, what are those birds doing?” asked Betty. Grandpa talked very quietly. “The birds are eating their dinner,” Grandpa said. “See those little round **berries** on the bush? Those are what God **provides** for the birds to eat. This is one of the ways God takes care of the birds. He helps them to find the berries to eat.”

They watched the birds for **awhile** as they kept on eating the berries.

Then Grandpa said, “Now we must go home to the good dinner that is waiting for us. Isn’t it good that God provides for all His **creatures**.”



If you are able to tell in a sentence what a story is about, you will be able to tell the *main idea* of the story. A *main idea* tells in a sentence or two what the story is about.

---

---



**Complete this activity.**

- 1.1** Write the main idea of the story “God Provides” on the lines below. Use only one sentence. Use your own words.

---

---

---

---

---

---

---

---

---

---





## Singular and Plural Nouns

Nouns are words that name people, places, things, and times. Find examples of nouns in the following activities.



### Complete these activities.

1.2 Use the nouns from the box to complete these sentences.

#### People

baby  
girl  
mother  
teacher

#### Places

school  
zoo  
Bethlehem  
church

#### Things

camera  
desk  
squirrel  
string

#### Times

yesterday  
noon  
Tuesday  
tomorrow

- a. We learn about Jesus in \_\_\_\_\_ .
- b. Our \_\_\_\_\_ helps with our work at school.
- c. I ate my lunch at \_\_\_\_\_ .
- d. Jesus was born in \_\_\_\_\_ .
- e. Our \_\_\_\_\_ fixed chicken for dinner.
- f. I took a picture with our new \_\_\_\_\_ .
- g. My \_\_\_\_\_ is not neat enough for working.
- h. Put some \_\_\_\_\_ on this kite so we can fly it.
- i. Next \_\_\_\_\_ is my birthday.
- j. A new \_\_\_\_\_ was born into our family.
- k. We walk to \_\_\_\_\_ every morning.
- l. Is your baby a boy or a \_\_\_\_\_ ?
- m. We saw a \_\_\_\_\_ in the woods.
- n. We visit the animals in the \_\_\_\_\_ .

- o. \_\_\_\_\_ was a windy day.  
 p. \_\_\_\_\_ is our class picnic.



**Make a list of all the nouns found in the box.**

**1.3**

- a. \_\_\_\_\_  
 b. \_\_\_\_\_  
 c. \_\_\_\_\_  
 d. \_\_\_\_\_  
 e. \_\_\_\_\_  
 f. \_\_\_\_\_  
 g. \_\_\_\_\_  
 h. \_\_\_\_\_  
 i. \_\_\_\_\_  
 j. \_\_\_\_\_  
 k. \_\_\_\_\_  
 l. \_\_\_\_\_  
 m. \_\_\_\_\_

ran	boy
pushed	watched
chicken	Mother
man	swinging
walked	toy
plane	school
car	into
sit	year
sat	Bob
shoe	running
jumping	hop
pulls	home
sing	upstairs
monkey	



**Draw a picture.**

**1.4**

Make a picture on a sheet of drawing paper showing nouns that name people, places, and things.

For example, you might draw a picture of the ocean (*place*) with some fish, coral, and an old ship (*things*). Some frogmen could be the *people*. Can you think of others? Share your picture with a friend.




**Friend check:**

Initials \_\_\_\_\_ Date \_\_\_\_\_

A *singular noun* means one *person, place, thing, or time*. Remember that the word *single* means one. Single will help you remember what a *singular* noun is.

A *plural noun* means more than one *person, place, thing, or time*.



Singular



Plural



**Complete these activities.**

**1.5** Put a circle around the correct noun in each sentence. Think about whether it should be a singular noun or a plural noun.

a. The two red \_\_\_\_\_ had cows in them.  
( truck / trucks )

b. My grandfather has one big, gray \_\_\_\_\_.  
( horse / horses )

c. Five big \_\_\_\_\_ were ready to take off.  
( airplanes / airplane )

d. Noah put two \_\_\_\_\_ in the ark.  
( giraffe / giraffes )

- e. Mother put many \_\_\_\_\_ in her garden.  
( plants / plant )
- f. I had an \_\_\_\_\_ in my lunch today.  
( apple / apples )
- g. You may have one \_\_\_\_\_ after lunch.  
( cupcakes / cupcake )
- h. Hundreds of \_\_\_\_\_ grow on the hillside.  
( flower / flowers )
- i. We have three \_\_\_\_\_ on the playground.  
( bench / benches )



### Find some nouns.

- 1.6** Look back in the story "God Provides," and find six singular nouns and two plural nouns. Put circles around the nouns.



#### Teacher check:

Initials \_\_\_\_\_ Date \_\_\_\_\_

- 1.7** Follow the directions in the boxes.

A. **Make a picture of a person.**

B. **Now make it plural.**

C. **Make a picture of a thing.**



D. **Now make it plural.**



Most nouns are made plural by adding -s to the word.

If a word ends with the letters *ch*, *sh*, *ss*, or *x*, add an -es to make it a plural noun.

<b>Examples:</b>	bench - benches	box - boxes
	cross - crosses	brush - brushes
	bank - banks	table - tables

 **Complete these activities.**

**1.8** Write the plural nouns.

- alligator \_\_\_\_\_
- apron \_\_\_\_\_
- banana \_\_\_\_\_

# SELF TEST 1

Each answer = 1 point

**Put an X in front of the right answer.**

- 1.01** The main idea of the story "God Provides" is  
 \_\_\_\_\_ We take a walk before dinner.  
 \_\_\_\_\_ God provides for all His creatures.  
 \_\_\_\_\_ Grandpa shows love for the children.

**Complete this sentence.**

- 1.02** Nouns are words that name \_\_\_\_\_ , \_\_\_\_\_ ,  
 \_\_\_\_\_ , and \_\_\_\_\_ .

**Circle each noun in these sentences.**

- 1.03** My dog followed me to the store.  
**1.04** That boy can do funny tricks.  
**1.05** Put the box on the shelf.  
**1.06** My watch is on the table.  
**1.07** Mary and Jack are running.

**Use each of these nouns in a sentence.**

- 1.08**      horse                      spaceship                      California

\_\_\_\_\_

\_\_\_\_\_

\_\_\_\_\_

\_\_\_\_\_

\_\_\_\_\_

\_\_\_\_\_

\_\_\_\_\_

\_\_\_\_\_

**Complete these sentences.**

**1.09** A singular noun means \_\_\_\_\_ person, place, thing, or time.

**1.010** A plural noun means \_\_\_\_\_ person, place, thing, or time.

**Write the correct noun in each sentence.**

**1.011** One big \_\_\_\_\_ ate some hay.  
( elephant / elephants )

**1.012** This is the prettiest \_\_\_\_\_ in the flower show.  
( flower / flowers )

**1.013** Do all schools have big \_\_\_\_\_ ?  
( yard / yards )

**Write two sentences. Use a *singular noun* in the first one and a *plural noun* in the second one.**

**1.014**

\_\_\_\_\_

\_\_\_\_\_

\_\_\_\_\_

\_\_\_\_\_

\_\_\_\_\_

\_\_\_\_\_

\_\_\_\_\_

**1.015**

\_\_\_\_\_

\_\_\_\_\_

\_\_\_\_\_

\_\_\_\_\_

\_\_\_\_\_

\_\_\_\_\_

\_\_\_\_\_

**Write the plural nouns.**

1.016 lunch

---

1.017 motorcycle

---

1.018 fox

---

1.019 door

---

1.020 cross

---

1.021 girl

---

1.022 dish

---

1.023 bike

---

1.024 pencil

---

1.025 table

---

**Teacher check:**

Initials \_\_\_\_\_



Score \_\_\_\_\_

Date \_\_\_\_\_

27
34

**Take your final spelling test of Spelling Words-1.**





804 N. 2nd Ave. E.  
Rock Rapids, IA 51246-1759

800-622-3070  
[www.aop.com](http://www.aop.com)

LAN0307 - Jan '16 Printing

ISBN 978-0-86717-327-7



9 780867 173277