






How many?



Objective: Count to 5.

Help me count my toys.



Objective: Count to 5.

Exercise 1 • page 15

Lesson 3

Recognize the Numbers 1 to 3

3

How many of each type of vegetable did I buy?

1

2

3

SML

Objective: Recognize the numerals 1, 2, and 3.

Lesson 3

Count Up to 9 Things


Look and talk.
How many?



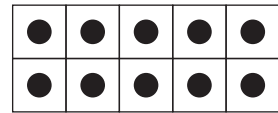

●	●	●	●	●
●	●	●		

●	●	●	●	●
●	●	●	●	

Objective: Count up to 9 objects and represent them on a ten-frame card.





Trace and write.



Objective: Write the numeral 10.

Cross out the third rock from the bottom.
Circle the eighth rock from the top.



Objective: Identify ordinal positions first through tenth from the top and bottom.

Lesson 3

Height and Length — Part 1

3

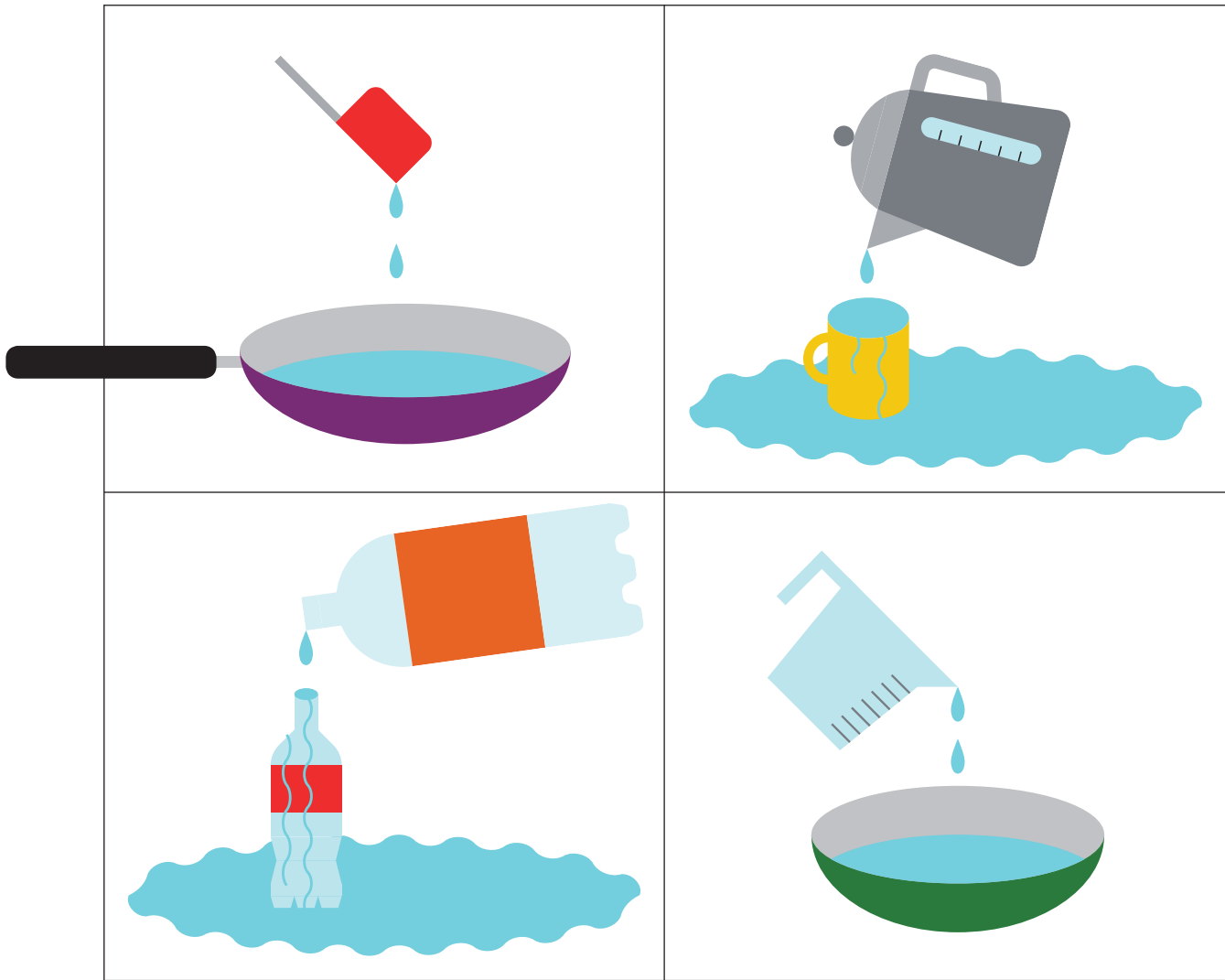


Objective: Compare length of objects indirectly using a third object.

Look and talk.
Which one is heavier?
Which one is lighter?



Objective: Compare weight.



Circle the container that can hold more.



Objective: Compare capacity.