

Canadian Money

— Grades 3 to 4 —

Written by Leanne Howse

Learning how to count money is an important skill as we need money to buy some of our favourite things! This resource is packed with worksheets and activities that allow students to practice important concepts involving money to meet expectations of the grade 3 and 4 Ontario Mathematics Curriculum. Concepts covered include: estimating, counting & representing money amounts up to \$10/\$100; adding & subtracting money amounts up to \$10/\$100; making change for purchases up to \$10/\$100. Assessments that can be used at the end of the math unit are included for each grade along with a marking rubric.



Leanne Howse has been teaching since 1999. Although she has had experience in all elementary grades, she has found true joy in teaching primary students. She currently teaches grade 1/2. Although teaching is her passion, she enjoys creating resources that other teachers can use in their classrooms. She resides in Delhi, Ontario with her husband and 2 children.

Copyright © On The Mark Press 2015

This publication may be reproduced under licence from Access Copyright, or with the express written permission of On The Mark Press, or as permitted by law. All rights are otherwise reserved, and no part of this publication may be reproduced, stored in a retrieval system, or transmitted in any form or by any means, electronic, mechanical, photocopying, scanning, recording or otherwise, except as specifically authorized. "We acknowledge the financial support of the Government of Canada through the Canada Book Fund for this project."

All Rights Reserved
Printed in Canada

Published in Canada by:
On The Mark Press
15 Dairy Avenue, Napanee, Ontario, K7R 1M4
www.onthemarkpress.com

At A Glance

Grade 3 Number Sense & Numeration

Curriculum Expectation	Pages
Represent and describe the relationships between coins and bills up to \$10.	40, 41, 42, 70
Estimate, count, and represent (using the \$ symbol) the value of a collection of coins and bills with a maximum value of \$10.	6, 7, 8, 9, 14, 15, 18, 19, 22, 23, 26, 27, 54, 66, 67, 69, 71
Add and subtract money amounts, using a variety of tools, to make simulated purchases and change for amounts up to \$10.	30, 31, 33, 34, 43, 44, 45, 46, 47, 52, 53, 67, 68, 69

Grade 4 Number Sense & Numeration

Curriculum Expectation	Pages
Read and represent money amounts to \$100.	10, 11, 12, 13, 16, 17, 20, 21, 24, 25, 28, 29, 55, 73, 74, 75, 76, 78, 80
Add and subtract money amounts by making simulated purchases and providing change for amounts up to \$100, using a variety of tools.	35, 36, 38, 39, 43, 48, 49, 50, 51, 52, 53, 75, 76, 77, 79

TABLE OF CONTENTS

AT A GLANCE	2
CANADIAN COINS & THEIR VALUES	5
CANADIAN BILLS & THEIR VALUES	6
STUDENT WORKSHEETS	
Grade 3: Counting Money Amounts Up to \$10.00 #1-4	7-10
Grade 4: Counting Money Amounts Up to \$100.00 #1-4	11-14
Grade 3: Draw or Paste and Count #1-2	15-16
Grade 4: Draw or Paste and Count #3-4	17-18
Grade 3: At the Store #1-2	19-20
Grade 4: At the Store #3-4	21-22
Grade 3: Show Me the Money #1-2	23-24
Grade 4: Show Me the Money #3-4	25-26
Grade 3: Show Me the Money Two Ways #1-2	27-28
Grade 4: Show Me the Money Two Ways #3-4	29-30
Grade 3: Adding Money Amounts to \$10.00	31
Grade 3: Subtracting Money Amounts to \$10.00	32
Grade 3: At the Cafeteria	33
Grade 3: At the Cafeteria: Addition & Subtraction to \$10.00	34-35
Grade 4: Adding Money Amounts to \$100.00	36
Grade 4: Subtracting Money Amounts to \$100.00	37
Grade 4: At the Clothing Store	38
Grade 4: At the Clothing Store: Addition & Subtraction to \$100.00	39-40
Grade 3: Nickels....Count by 5	41
Grade 3: Dimes....Count by 10	42
Grade 3: Quarters....Count by 25	43
Grade 3: Making Change	44

Grade 3: Making Change to \$10.00	45-47
Grade 3: Word Problems: Making Change to \$10.00	48
Grade 4: Making Change to \$100.00	49
Grade 4: At the Clothing Store: Making Change to \$100.00	50-51
Grade 4: Word Problems: Making Change to \$100.00	52
Grade 3: Fun With Flyers – Addition (both grades)	53
Grade 3: Fun With Flyers – Subtraction (both grades).	54
Grade 3: Write As a Dollar Amount #1	55
Grade 4: Write As a Dollar Amount #2	56
ACTIVITIES	
Design Your Own Bill	57
Money Word Search	58
MONEY MASTERS	
Pennies, nickels, dimes, quarters, loonies and toonies	59-63
Five Dollar & Ten Dollar Bills	64
Twenty Dollar & Fifty Dollar Bills	65
GRADE 3 MONEY ASSESSMENT	66-72
GRADE 4 MONEY ASSESSMENT	73-81
ANSWER KEY	82-85

Penny

1¢
\$0.01



Nickel

5¢
\$0.05



Dime

10¢
\$0.10



Quarter

25¢
\$0.25



Loonie

100¢
\$1.00



Toonie

200¢
\$2.00



Five Dollar Bill

\$5.00



Ten Dollar Bill

\$10.00



Twenty Dollar Bill

\$20.00



Fifty Dollar Bill

\$50.00



One Hundred Dollar Bill


\$100.00





At the Store #3

Write the number of bills and coins needed to purchase each item. Use the **least** amount of coins/bills possible. Use play money to help you if needed.

1.  

2.  

3.  

4.  




Name: _____

Date: _____

At the Store #4



Write the number of bills and coins needed to purchase each item. Use the **least** amount of coins/bills possible. Use play money to help you if needed.

1.




2.

\$44.95




3.

\$62.40



4.

\$19.95



Name: _____

Date: _____



Show Me the Money! #1

Make each money amount using the **least** number of bills and coins. You may draw or cut and paste the money clip art.

\$4.54

\$6.34

\$9.17

\$5.30

\$8.25

\$7.33

\$6.85

\$5.77

