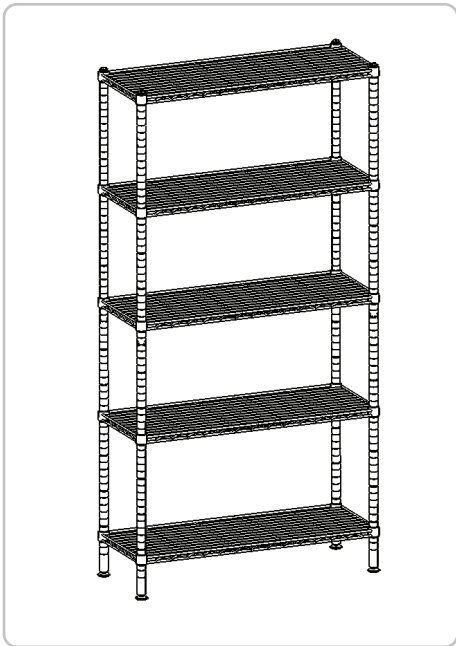
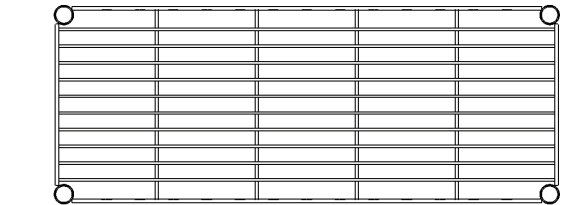


If your shelf includes a total of **EIGHT (x8)** posts, follow the instructions below:



Components:

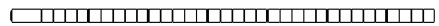
* quantities vary by shelf size



A Shelves **x3/4/5/6 ***

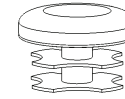


B Upper Posts **x4**

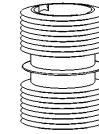


C Lower Posts **x4**

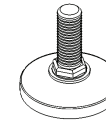
D Top Caps
x4



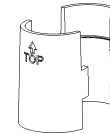
E Thread Inserts
x4



F Feet
x4



G Clip Sleeves
x24/32/40/48 *



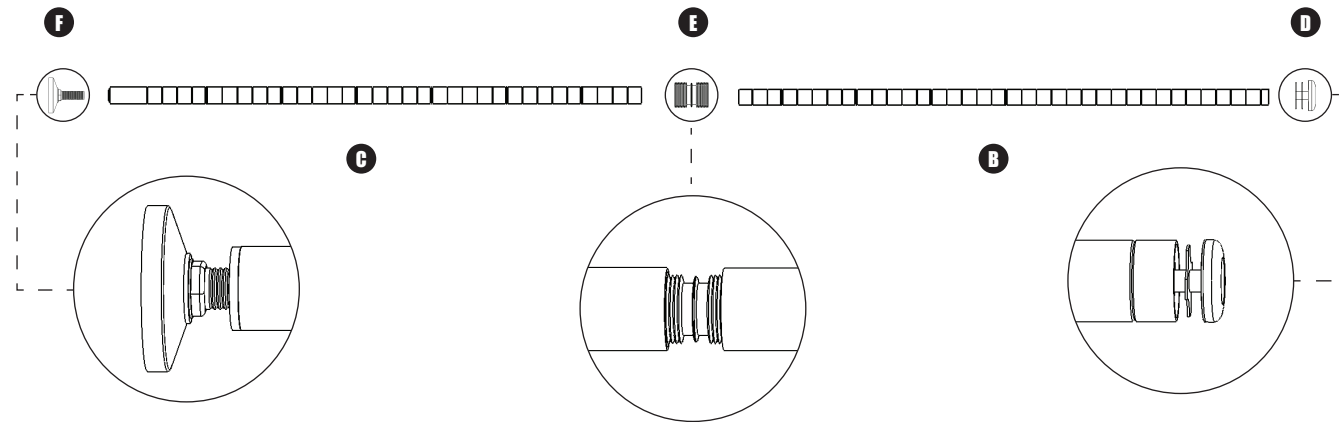
Need assistance?

Contact our customer support team for help during your installation or for questions related to our products.

Phone:
(877) 655-3443

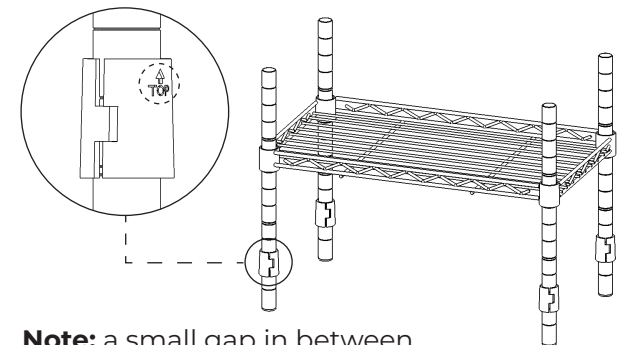
Email:
support@saferacks.com

Website:
www.saferacks.com




1. Install feet into lower posts, top caps into upper posts and join the upper and lower posts with the threaded inserts.

2. Install 4 clip sleeve pairs, ensuring they engage into the post grooves. Lower shelf onto sleeves until snug. Repeat for remaining shelves.



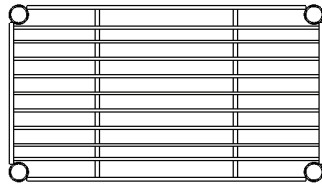
Note: a small gap in between two clip sleeves is normal

If your shelf includes a total of **TWELVE (x12)** posts, follow the instructions below:

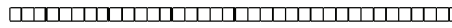


Components:

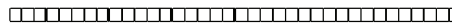
* quantities vary by shelf size




A Shelves **x3/4/5/6 ***



B Upper Posts **x4**

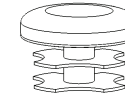


C Middle Posts **x4**

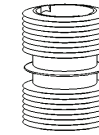


D Lower Posts **x4**

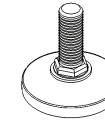
E Top Caps
x4



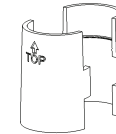
F Thread Inserts
x8 *



G Feet
x4



H Clip Sleeves
x24/32/40/48 *



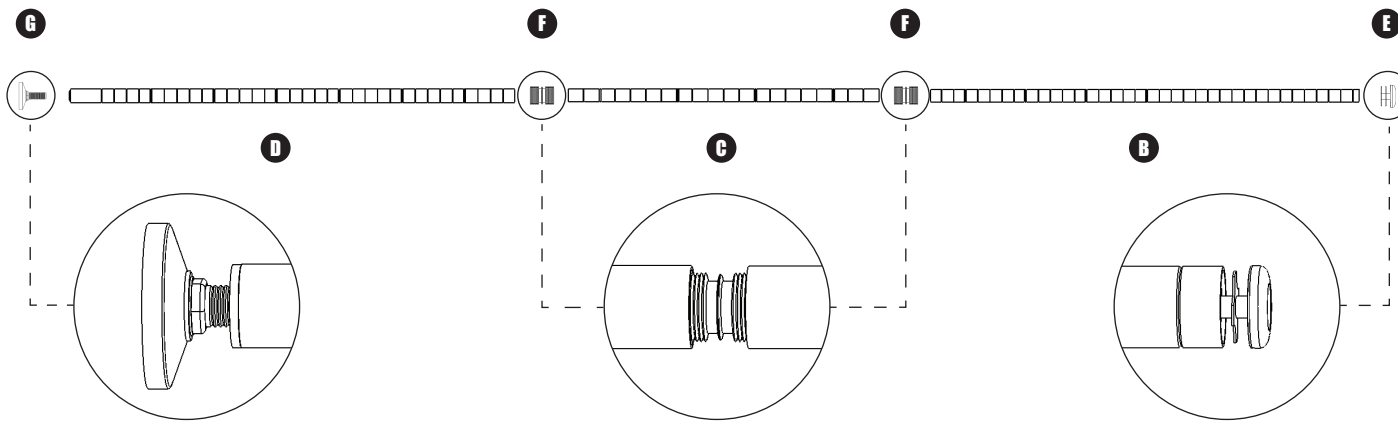
Need assistance?

Contact our customer support team for help during your installation or for questions related to our products.

Phone:
(877) 655-3443

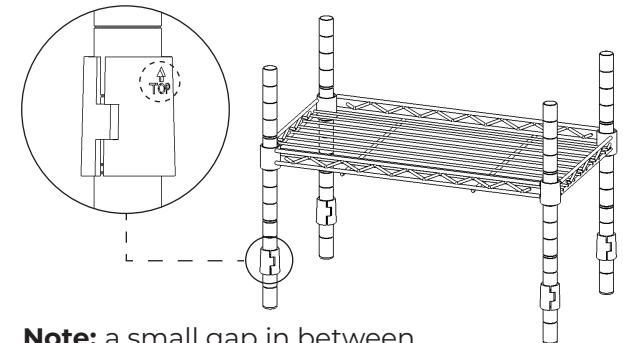
Email:
support@saferracks.com

Website:
www.saferracks.com



1. Install threaded inserts into both ends of the middle posts. Install the feet into the lower posts and top cap into the upper posts. Connect the upper and lower posts to the middle posts.

2. Install 4 clip sleeve pairs, ensuring they engage into the post grooves. Lower shelf onto sleeves until snug. Repeat for remaining shelves.



Note: a small gap in between two clip sleeves is normal