


CUSTOM DRIP PADDLE DESIGN TEMPLATE

Client Name:


QTY:

STEP 1

Choose an edge guard color



White




Black


Custom edge guard colors
available on orders of
200 paddles or more

STEP 2

Choose a handle band color



White




Black


Custom handle band colors
available on orders of
200 paddles or more

STEP 3


Choose a handle color



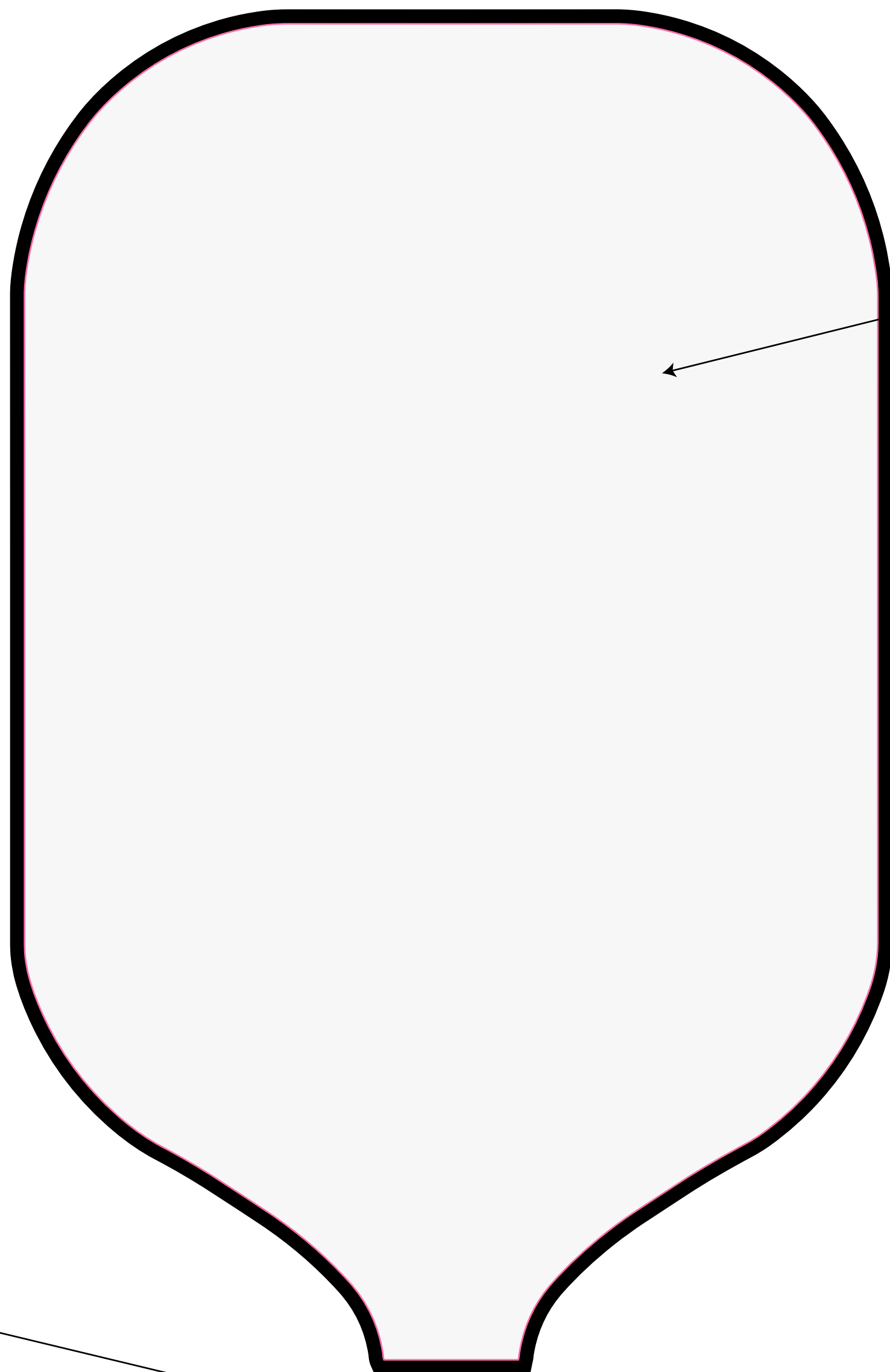
White



Black



Faux Leather



STEP 4

Place your graphics here. Use the Pink outlined shape to create a clipping mask for your design. Vector graphics are preferred. If you need pantone colors matched, then please list colors in the notes section below. Raster files should be 300 PPI and 11.75" tall x 7.5" wide. RGB or CMYK files are acceptable. Embed any raster files, or provide linked files.

Please provide any additional design notes

Design notes here....




CUSTOM SPEAR PADDLE DESIGN TEMPLATE

Client Name:


QTY:

STEP 1

Choose an edge guard color



White




Black


Custom edge guard colors
available on orders of
200 paddles or more

STEP 2

Choose a handle band color



White




Black


Custom handle band colors
available on orders of
200 paddles or more

STEP 3


Choose a handle color



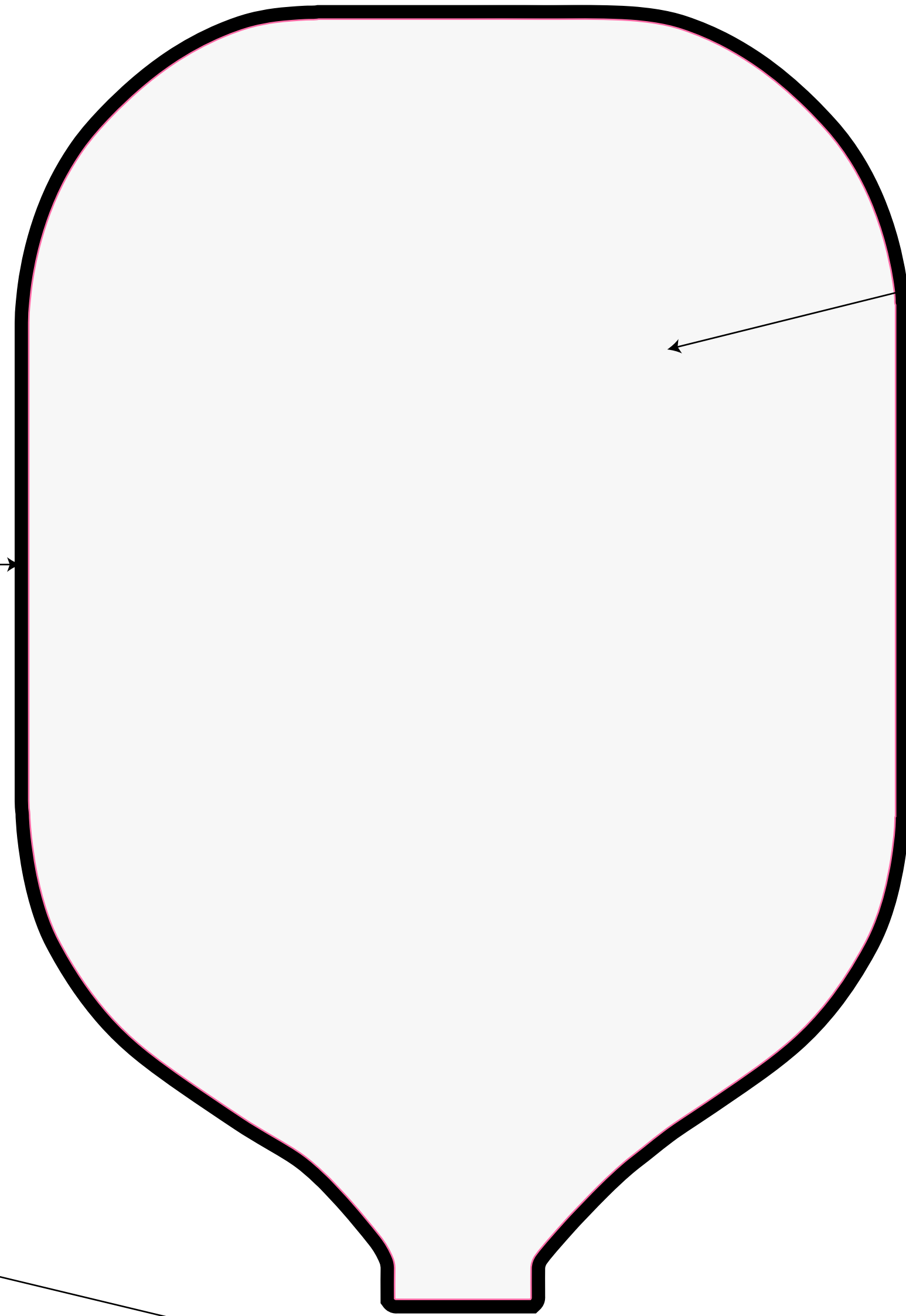
White



Black



Faux Leather



STEP 4

Place your graphics here. Use the Pink outlined shape to create a clipping mask for your design. Vector graphics are preferred. If you need pantone colors matched, then please list colors in the notes section below. Raster files should be 300 PPI and 11.75" tall x 7.5" wide. RGB or CMYK files are acceptable. Embed any raster files, or provide linked files.

Please provide any additional design notes

Design notes here....

