



XLF74

Designed to ignite  
your passion.




IgniteXL® stands apart as more lifelike and visually stunning than anything that came before it. With new, patented flame and heat technology, IgniteXL transforms the look and feel of any room. Installation is simpler and more flexible than ever, making the possibilities almost endless. Enjoy flawless panoramic views that ignite the senses from any angle.

**IGNITE XL®**

## IgniteXL® 74" Linear Electric Fireplace

## XLF74



Warms  
up to  
**1,000**  
sq. ft.


Built-in display and  
hidden touch controls

15-5/8"  
39.7 cm

74-1/4"  
188.6 cm

5-7/8"  
14.9 cm

### Mood Themes



### Accessories



74" Driftwood and River Rock  
Accessory Package  
(LF74DWS-KIT)



74" IgniteXL Trim Kit (XLFTRIM74)  
Allows installation of IgniteXL  
in 2"x4" wall construction.  
76-3/4" x 18-1/4" x 1-7/8"  
(195.0 cm x 46.2 cm x 4.5 cm)



120 Volts | 1,500 Watts | 5,118 BTU

240 Volts | 2,500 Watts | 8,530 BTU

Model #	Description	Lbs / Kg (packaged)	UPC	Wty¹	Carton Dimensions (WxHxD)		Cube	
					Inches	cm	ft³	m³
XLF74	74" IgniteXL Linear Electric Fireplace	83.3/37.8 (104.7 / 45.5)	781052098756	5 yr.	80-3/8 x 21-1/4 x 12	204.2 x 54.0 x 30.5	11.9	0.34
LF74DWS-KIT	74" Driftwood and River Rock Accessory Kit	7.9/3.6 (9.8 / 4.44)	781052102859		34-1/4 x 7-1/8 x 8-1/8	87.2 x 18.0 x 20.57	1.15	0.03
XLFTRIM74	74" IgniteXL Linear Electric Fireplace Trim Kit	5.95/2.7 (10.5 / 4.8)	781052107977	1 yr	80-1/2 x 3-3/4 x 6-7/8	204.5 x 9.3 x 17.5	1.20	0.03

Specifications, finishes and dimensions are subject to change. ¹Limited warranty. ©2022 Glen Dimplex Americas

### Features

- Multi-Fire XD® Flame Effect**  
Vivid flames that are brighter and more lifelike day or night.
- Less Frame, More Flame**  
Clean front face with minimal trim makes the dazzling flames the focal point.
- Comfort\$aver® Heating System**  
Safe ceramic heat, plus 11% energy savings, warms up to 1,000 sq. ft.
- Media Accent Colors**  
Choose from a variety of brilliant color themes or cycle through a range of colors using the custom mode, freezing on the hue of your choice.
- Edgeless Design**  
Installs without trim to stone, brick and other solid finish materials; includes trim for drywall and tile surfaces.
- Precision Thermostat**  
Electronic thermostat maintains room temperature within 0.5°C (1°F) for perfect comfort and increased energy efficiency.
- Hidden Touch Controls**  
Settings and temperature display are hidden when not in use.
- Heat Boost**  
Quickly warms a room by delivering maximum heat output for a pre-determined amount of time.
- Mood-maker Remote**  
Customize the light color and intensity for a fireplace that reflects your personality.
- Seamless Installation**  
Low-profile design fully recesses in 2" x 6" wall construction and 2" x 4" with optional trim. Hardwire using 120V or 240V for powerful heating.
- Hardwire or Plug-in**  
Includes 120V plug-in cord kit or hardwire to 120V / 240V power supply.
- Cool-touch Glass**  
Glass remains cool making it safe for children and pets in any location.

SE-018-R10-111022

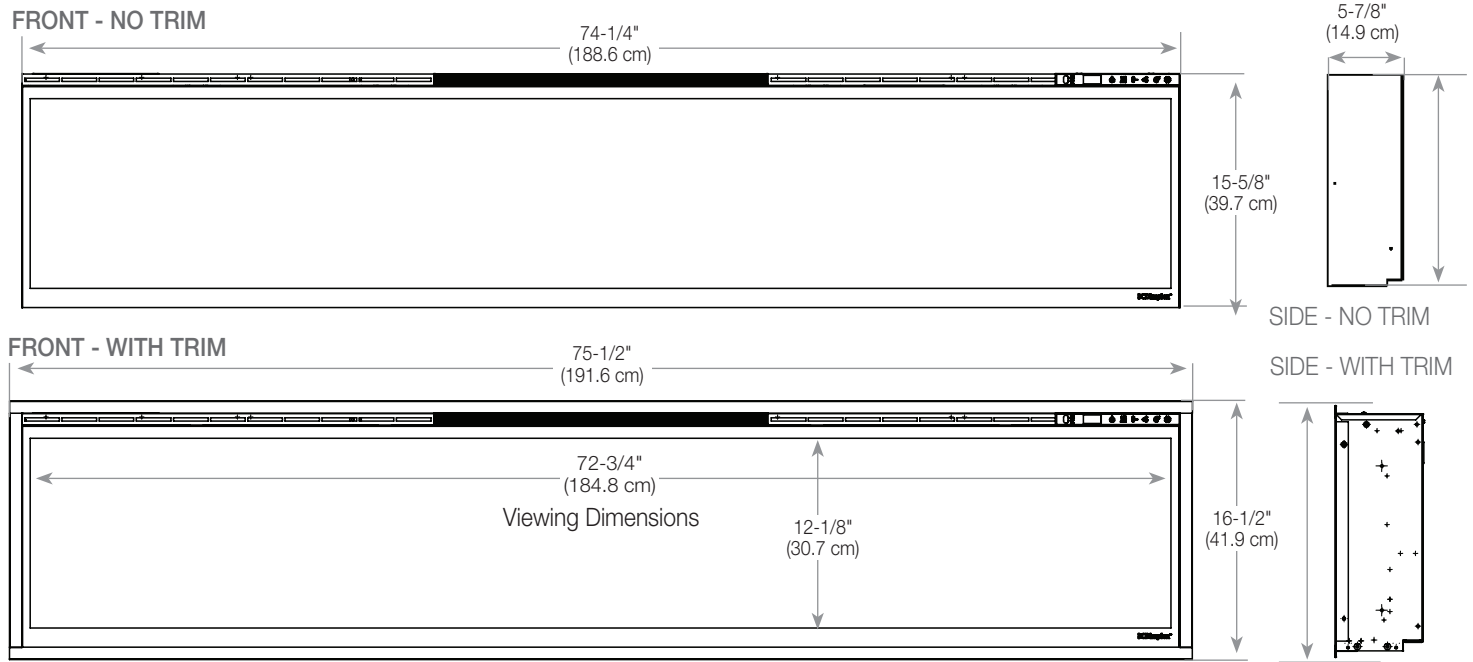
## IgniteXL®

## 74" Linear Electric Fireplace

XLF74

### Product Dimensions:

Installs without trim to stone, brick and other solid finish materials; includes trim for drywall and tile surfaces.



### Framing Dimensions

NOTE: The bottom sill needs to be a minimum of 3-1/2" (8.9 cm) deep. The sill can be constructed to support the front of the unit to allow the power supply wires to easily be run behind or flush with the back of the unit and a pass through hole drilled for electrical wire routing.

It is recommended that the bottom of the unit be mounted between 30" (76.2 cm) and 40" (102 cm) from the ground to maintain an optimized viewing angle of the flame.

