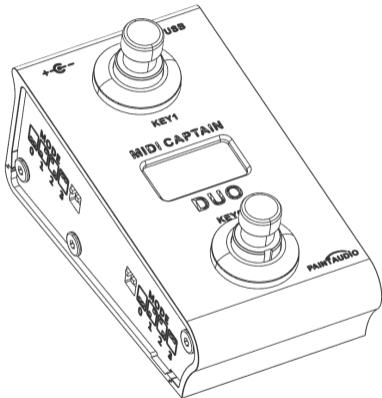


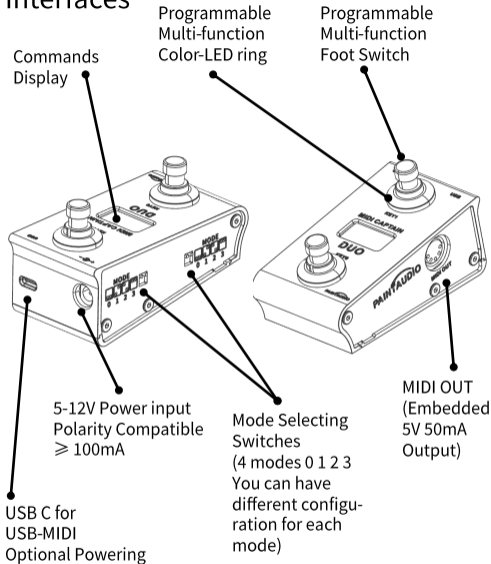
MIDI Captain **DUO**

With Super Mode MIDI Switches Configuration



The manual is subject to updates without prior notification. The content may not match the latest firmware.

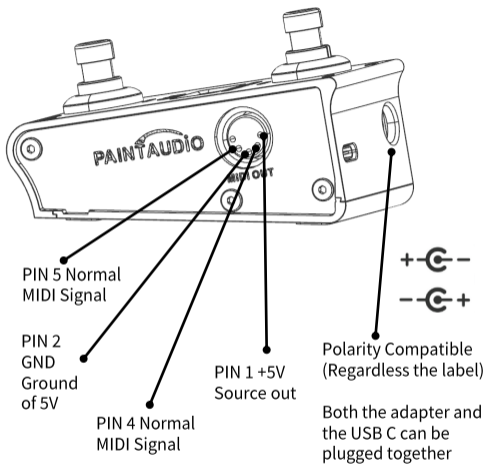
Interfaces



MIDI Captain DUO

PAINTAUDIO

Special Reminder



The 5V special power output on PIN 1 may conflict with custom power outputs from other devices. To avoid this issue, you can use a MIDI cable with only PIN 4 and 5 connected (our cables are designed this way)

Firmware & Function Brief

The device is equipped with the latest MIDI Captain series firmware program, known as Super Mode. Pressing and hold the key0 foot switch (for MIDI Captain ONE, there is only one foot switch, key0) while inserting the power or turning on the device allows you to enter USB mode to customize the functions of all foot switches.

We have developed a simple language for configuring .

Super Mode supports four key states: press, short release, long press, and long release, each executing different sets of commands, which can be a single command or multiple commands. The program even has no limit on the number of commands for each action, something that Normal mode and Geek mode in the previous MIDI Captain firmware couldn't achieve.

We have also created a function where a single foot switch can be triggered multiple times in a loop. By configuring the "keytimes" parameter, we can make a foot switch do different things when pressed multiple times. For example, with keytimes = 2, we can make the foot switch perform common CC toggle commands or switch between two PC commands. If keytimes = 5, we can create a sequence of 5 different command sets that are triggered sequentially. The maximum value for keytimes is 9.

In summary, through the combination configuration of the four key states of the foot switch and multiple trigger events, we can enable the MIDI foot controller to achieve unprecedented and rich functional combinations.

Configuration Language Brief

keytimes = [x] where x refers to the number of different actions when the key is pressed multiple times.

ledmode = [select] or it can also be normal or tap. This setting is used to indicate the LED display for the foot switch. In select mode, only the LED corresponding to the currently selected switch is lit at any given time. Normal means displaying the set color normally, and tap is a blinking action.

ledcolorX = [0xff0000][0x00ff00][0x0000ff], where X is the number of times the key is pressed, and it represents the color of the LED lights when the key is pressed for the Xth time. Each set of three LEDs on the ring can be independently configured.

short_dwX, short_upX, longX, long_upX correspond to the four action states: Xth short press, short release after Xth press, long press, and release after long press, respectively.

short_up1 = [1][PC][3][-] [16][CC][127][0] [4][NT][60][127]

The commands after the equal sign represent a set of commands. Every four parameters form one command, and multiple commands can be consecutive. The first parameter is the MIDI channel value, the second parameter is the MIDI command type (which can be PC, CC, or NT - note), and the third and fourth parameters are the corresponding command ID and value.

Get Support from Us

This manual provides an introduction to the basic functions only. Please follow these online resources for continuous updates or to communicate with the development team:

Official website www.paintaudio.com Find the product description page and the **FAQ section** at the bottom. We will also upload firmware updates to the product page promptly.

Wilson's YouTube page: <https://www.youtube.com/@Wilson-PaintAudio/videos> - Here, the latest video introductions, product reviews, and other related content will be uploaded first.

Our email contacts: support@paintaudio.com,

contact@paintaudio.com, wilson-zuo@paintaudio.com.

If you have purchased through Amazon, you can also contact us through the Amazon backend messaging system.

Thank you!

保修卡 Warranty

型号	Model	
用户签名	Signature	
日期	Date of Sales	
地址	Address	
序列号	SN	
经销商	Distributor	
发票号	Invoice No.	
其它备注	Others	

本产品自购买之日12个月内享受免费维保服务。以下情形除外: 不可抗力损坏; 人为损坏; 私自拆修; 法规约定的其它情形。

This product comes with free maintenance service for a period of 12 months from the date of purchase, excluding the following situations: force majeure damage, man-made damage, unauthorized dismantling and repair, and other circumstances stipulated by laws and regulations.

PAINTAUDIO



合 格 证
QUALIFICATION

型号 MODEL	
检验 CHECKER	
日期 DATE	

The logo for PAINTAUDIO features the brand name in a bold, sans-serif font. A curved line arches over the letters 'I', 'N', and 'T' in 'PAINT', connecting them.