


# AubiChick


SUPREME HEMP BEDDING PROVIDES  
MORE WARMTH & COMFORT FOR LESS



PROUDLY MADE BY

Wake up to

AUBIOSE



## Using AubiChick or Aubiose for your Poultry

AubiChick is a natural and sustainable product produced from the core of the hemp plant. It is 6 times more absorbent than woodshavings and is produced using only mechanical means. That's better for the environment as there are no chemicals, pesticides, herbicides involved. Hemp locks in odour and is a natural repellent to bugs and flying insects. If you are a keen gardener, then the waste from your birds will compost fast and make a nutritious fertilizer, perfect for the garden or allotment or to put back to the land.

The difference between Aubiose and AubiChick is grade. The AubiChick is much finer which makes it a little softer to the touch. Aubiose is sold as a horse and pet bedding and has larger pieces of hemp. You can safely use either product with any type of bird.

For the purposes of this guide we are going to feature the chicken as an example as they are our most commonly kept bird.



### Using AubiChick in the coup

Spread AubiChick down in the pen or coup to an ideal depth of 1 inch. You can also use it in nest boxes.

Routine pest control sprays or Diatomaceous Earth are safe to use with AubiChick

AubiChick works really well with both plastic and wooden coops.




### Cleaning & maintenance.

As chickens soil their bedding from the top, both through their droppings and the wet and mud they track in from the run or garden, there are several ways you can clean them out. Our recommendation is for a daily spot clean but AubiChick equally lends itself to weekly full cleans or deep littering methods.

Spot cleaning – pick up droppings using a gloved hand or poo scoop every morning. Replace with a light layer of bedding as required.

### Deep litter

It is possible to deep litter on AubiChick. As your chickens walk over around the coop, their droppings will be pushed down into the bedding. The bedding absorbs any moisture and makes a flat soft base which holds in odour. If you so wish, you can put new bedding on top of this, effectively creating a deep litter system that you can then remove entirely at your discretion. If you leave it too long then you may find your base layers have already turned to compost.



### Top Tip:

To get the most from your AubiChick bed, simply turn over daily with a small hand rake. The bedding will cover the waste and wick the moisture away, leaving the birds to enjoy a dry surface.

### Deep cleans

For those who prefer to clean once a week, AubiChick is easy to use for a full clean. Simply use a scraper to lift up a corner of the bedding. The top will come away in firm sections leaving a thin layer of clean bedding underneath. You may find your coop life extends as the wood is being protected from wet and direct soiling on the base. This can either be swept out or reused under new bed.

If you would like any further information about AubiChick, Aubiose or Aubizoo then please visit our website at [www.aubiose.org](http://www.aubiose.org) or email [info@aubiose.co.uk](mailto:info@aubiose.co.uk)

# AubiChick

SUPREME HEMP BEDDING PROVIDES  
MORE WARMTH & COMFORT FOR LESS