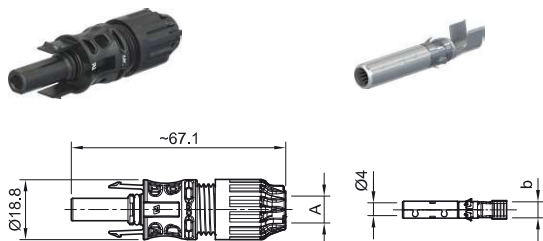


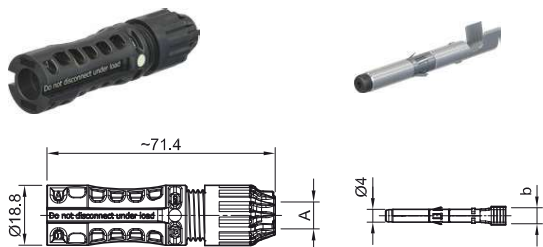
# Female and male cable coupler MC4-Evo 2

Female and male cable coupler as individual part (including insulating part)

## PV-KBT4-EVO 2/...-UR



## PV-KST4-EVO 2/...-UR



Assembly instructions MA273

[www.staubli.com/electrical](http://www.staubli.com/electrical)



Sealing caps page 49

Assembly tools page 54

Internationally certified with IEC, UL, JET, cTÜVus. Approved for DC 1500 V (IEC, JET), DC 1500 V (UL) unrestricted access. MULTILAM Technology, has proven the

quality and durability several 100 million times since 2004. Suited for all climatic environments thanks to resistance to UV, ammonia, and high IP class (IP68). Available as a

field and preassembled connector, standard crimping tools can be used. Mating compatibility with MC4 connector family.

Technical data	
Connector system	MC4-Evo 2
Ambient temperature range	-40 °C...+85 °C (TÜV/UL)
Upper limiting temperature	115 °C
Degree of protection	IP68 (1 m, 1 h)/IP65
Degree of protection, unmated	IP2X
Category	CAT III
Degree of pollution	3
Max. contact resistance of the connector	0.2 mΩ
Rated Impulse Voltage	16 kV
Contact system	MULTILAM
Type of connection	Crimping
Contact material	Copper, tin plated
Insulation material	PA
Locking system	Locking Type
Fire protection class	UL94:V-0
Ammonia resistance (acc. to TÜV)	yes
Salt mist spray test, degree of severity 6	yes
TÜV Rheinland certifications number	R 60127169
UL-File number	E343181
JET number of certificate	B18T0049

# Female and male cable coupler MC4-Evo 2

Female and male cable coupler as individual part (including insulating part)

Order No.	Type	Socket	Plug	Outer diameter of cable	Width of crimp opening	IEC 62852			UL 6703			Approvals		
						A (mm)	b (mm)	mm <sup>2</sup>	DC V	A	AWG	DC V	A	TUV
32.0082P0001-UR	PV-KBT4-EVO 2/2,5I-UR	x		4.7-6.4	4.0	2.5	1500	39				x	x	x
32.0083P0001-UR	PV-KST4-EVO 2/2,5I-UR		x	4.7-6.4	4.0	2.5	1500	39				x	x	x
32.0098P0001-UR	PV-KBT4-EVO 2/2,5X-UR	x		6.1-7.3	4.0	2.5	1500	39				x	x	
32.0099P0001-UR	PV-KST4-EVO 2/2,5X-UR		x	6.1-7.3	4.0	2.5	1500	39				x	x	
32.0084P0001-UR	PV-KBT4-EVO 2/2,5II-UR	x		6.4-8.4	4.0	2.5	1500	39				x	x	x
32.0085P0001-UR	PV-KST4-EVO 2/2,5II-UR		x	6.4-8.4	4.0	2.5	1500	39				x	x	x
32.0086P0001-UR	PV-KBT4-EVO 2/6I-UR	x		4.7-6.4	5.8	4	1500	45				x	x	x
32.0087P0001-UR	PV-KST4-EVO 2/6I-UR		x	4.7-6.4	5.8	6	1500	53				x	x	x
32.0124P0001-UR	PV-KBT4-EVO 2/6X-UR	x		6.1-7.3	5.8	4	1500	45				x	x	
32.0125P0001-UR	PV-KST4-EVO 2/6X-UR		x	6.1-7.3	5.8	6	1500	53				x	x	

**Note:**

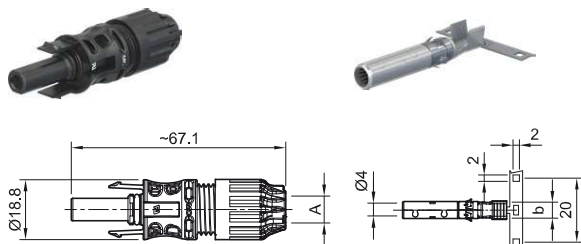
For more detailed information concerning the suitable cable gland range, please consult MA273.

Order No.	Type	Socket	Plug	Outer diameter of cable	Width of crimp opening	IEC 62852			UL 6703			Approvals		
						A (mm)	b (mm)	mm <sup>2</sup>	DC V	A	AWG	DC V	A	TÜV
32.0088P0001-UR	PV-KBT4-EVO 2/6II-UR	x		6.4-8.4	5.8	4	1500	45				x	x	x
						6	1500	53						
									12	1500	35			
32.0089P0001-UR	PV-KST4-EVO 2/6II-UR	x	x	6.4-8.4	5.8	4	1500	45				x	x	x
						6	1500	53						
									10	1500	50			
32.0102P0001-UR	PV-KBT4-EVO 2/10X-UR	x		6.1-7.3	6.5	10	1500	69				x	x	
32.0103P0001-UR	PV-KST4-EVO 2/10X-UR	x	x	6.1-7.3	6.5	10	1500	69				x	x	
									8	1500	70			
32.0092P0001-UR	PV-KBT4-EVO 2/10II-UR	x		6.4-8.4	6.5	10	1500	69				x	x	
									8	1500	70			
32.0093P0001-UR	PV-KST4-EVO 2/10II-UR	x	x	6.4-8.4	6.5	10	1500	69				x	x	
									8	1500	70			

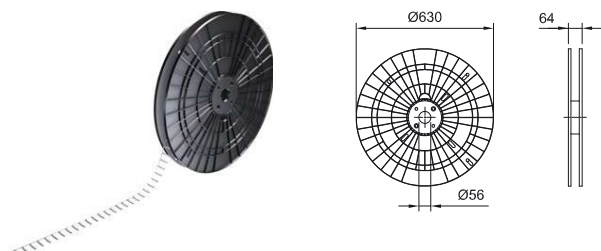
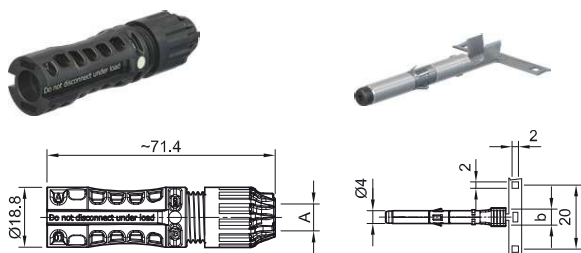
# Female and male cable coupler MC4-Evo 2

Contacts on carrier band (including insulating part)

## PV-KBT4-EVO 2/...-UR



## PV-KST4-EVO 2/...-UR



Assembly instructions MA273

[www.staubli.com/electrical](http://www.staubli.com/electrical)



Sealing caps page 49

Assembly tools page 54

Internationally certified with IEC, UL, JET, cTÜVus. Approved for DC 1500 V (IEC, JET), DC 1500 V (UL) unrestricted access. MULTILAM Technology, has proven the

quality and durability several 100 million times since 2004. Suited for all climatic environments thanks to resistance to UV, ammonia, and high IP class (IP68). Available as a

field and preassembled connector, standard crimping tools can be used. Mating compatibility with MC4 connector family.

Technical data	
Connector system	MC4-Evo 2
Ambient temperature range	-40 °C...+85 °C (TÜV/UL)
Upper limiting temperature	115 °C
Degree of protection	IP68 (1 m, 1 h)/IP65
Degree of protection, unmated	IP2X
Category	CAT III
Degree of pollution	3
Max. contact resistance of the connector	0.2 mΩ
Rated Impulse Voltage	16 kV
Contact system	MULTILAM
Type of connection	Crimping
Contact material	Copper, tin plated
Insulation material	PA
Locking system	Locking Type
Fire protection class	UL94:V-0
Ammonia resistance (acc. to TÜV)	yes
Salt mist spray test, degree of severity 6	yes
TÜV Rheinland certifications number	R 60127169
UL-File number	E343181
JET number of certificate	B18T0049

# Female and male cable coupler MC4-Evo 2

Contacts on carrier band (including insulating part)

Order No.	Type	Socket	Plug	Outer diameter of cable	Width of crimp opening	IEC 62852			UL 6703			Contacts per reel	Approvals		
						mm <sup>2</sup>	DC V	A	AWG	DC V	A		TÜV	UR	JET
32.0082P2000-UR	PV-KBT4-EVO 2/2,5I-UR	x		4.7-6.4	4.0	2.5	1500	39				2000	x	x	x
32.0083P2000-UR	PV-KST4-EVO 2/2,5I-UR		x	4.7-6.4	4.0	2.5	1500	39				2000	x	x	x
32.0098P2000-UR	PV-KBT4-EVO 2/2,5X-UR	x		6.1-7.3	4.0	2.5	1500	39				2000	x	x	
32.0099P2000-UR	PV-KST4-EVO 2/2,5X-UR		x	6.1-7.3	4.0	2.5	1500	39				2000	x	x	
32.0084P2000-UR	PV-KBT4-EVO 2/2,5II-UR	x		6.4-8.4	4.0	2.5	1500	39				2000	x	x	x
32.0085P2000-UR	PV-KST4-EVO 2/2,5II-UR		x	6.4-8.4	4.0	2.5	1500	39				2000	x	x	x
32.0086P2000-UR	PV-KBT4-EVO 2/6I-UR	x		4.7-6.4	5.8	4	1500	45				2000	x	x	x
						6	1500	53							
									12	1500	35				
32.0087P2000-UR	PV-KST4-EVO 2/6I-UR	x		4.7-6.4	5.8	4	1500	45				2000	x	x	x
						6	1500	53							
									10	1500	50				
32.0124P2000-UR	PV-KBT4-EVO 2/6X-UR	x		6.1-7.3	5.8	4	1500	45				2000	x	x	
						6	1500	53							
									12	1500	35				
32.0125P2000-UR	PV-KST4-EVO 2/6X-UR	x		6.1-7.3	5.8	4	1500	45				2000	x	x	
						6	1500	53							
									12	1500	35				
									10	1500	50				

**Note:**

For more detailed information concerning the suitable cable gland range, please consult MA273.

Order No.	Type	Socket	Plug	Outer diameter of cable	Width of crimp opening	IEC 62852			UL 6703			Contacts per reel	Approvals		
						mm <sup>2</sup>	DC V	A	AWG	DC V	A		TÜV	UR	JET
32.0088P2000-UR	PV-KBT4-EVO 2/6II-UR	x		6.4-8.4	5.8	4	1500	45				2000	x	x	x
						6	1500	53							
									12	1500	35				
									10	1500	50				
32.0089P2000-UR	PV-KST4-EVO 2/6II-UR	x		6.4-8.4	5.8	4	1500	45				2000	x	x	x
						6	1500	53							
									12	1500	35				
									10	1500	50				
32.0102P1700-UR	PV-KBT4-EVO 2/10X-UR	x		6.1-7.3	6.5	10	1500	69				1700	x	x	
									8	1500	70				
32.0103P1700-UR	PV-KST4-EVO 2/10X-UR	x		6.1-7.3	6.5	10	1500	69				1700	x	x	
									8	1500	70				
32.0092P1700-UR	PV-KBT4-EVO 2/10II-UR	x		6.4-8.4	6.5	10	1500	69				1700	x	x	
									8	1500	70				
32.0093P1700-UR	PV-KST4-EVO 2/10II-UR	x		6.4-8.4	6.5	10	1500	69				1700	x	x	
									8	1500	70				