

LP SERIES-General Purpose

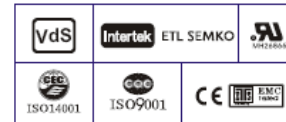
LP12-2.9 (12V2.9AH)

Specification	
Nominal Voltage	12V
Nominal Capacity(20HR)	2.9AH
Dimensions	Length 79±1mm (3.11 inches)
	Width 56±1mm (2.20 inches)
	Container Height 99±1mm (3.90 inches)
	Total Height (with Terminal) 105±2mm (4.13 inches)
	Approx. Weight 1.1 kg (2.43lbs)
Terminal	T1
Container Material	ABS
Rated Capacity	2.90 AH/0.145A (20hr, 1.80V/cell, 25°C/77°F)
	2.70 AH/0.270A (10hr, 1.80V/cell, 25°C/77°F)
	2.44 AH/0.487A (5hr, 1.75V/cell, 25°C/77°F)
	2.13 AH/0.710A (3hr, 1.75V/cell, 25°C/77°F)
	1.76 AH/1.76A (1hr, 1.60V/cell, 25°C/77°F)
Max. Discharge Current	43.5A (5s)
Internal Resistance	Approx 55mΩ
Operating Temp. Range	Discharge : -15~50°C (5~122°F)
	Charge : 0~40°C (32~104°F)
	Storage : -15~40°C (5~104°F)
Nominal Operating Temp. Range	25±3°C (77±5°F)
Cycle Use	Initial Charging Current less than 0.87A. Voltage 14.4V~15.0V at 25°C(77°F)Temp. Coefficient -30mV/°C
	No limit on Initial Charging Current Voltage 13.5V~13.8V at 25°C(77°F)Temp. Coefficient -20mV/°C
Standby Use	40°C (104°F) 103%
	25°C (77°F) 100%
	0°C (32°F) 86%
Capacity affected by Temperature	Leoch LP series batteries may be stored for up to 6 months at 25°C(77°F) and then a freshening charge is required. For higher temperatures the time interval will be shorter.
Self Discharge	



Applications

- ◆ All purpose
- ◆ Uninterruptable Power Supply (UPS)
- ◆ Electric Power System (EPS)
- ◆ Emergency backup power supply
- ◆ Emergency light
- ◆ Railway signal
- ◆ Aircraft signal
- ◆ Alarm and security system
- ◆ Electronic apparatus and equipment
- ◆ Communication power supply
- ◆ DC power supply
- ◆ Auto control system



Constant Current Discharge (Amperes) at 25 °C (77°F)																
F.V/Time	5min	10min	15min	20min	30min	45min	1h	2h	3h	4h	5h	6h	8h	10h	20h	
1.85V/cell	5.57	3.88	3.20	2.78	2.23	1.71	1.40	0.856	0.652	0.536	0.455	0.394	0.313	0.260	0.144	
1.80V/cell	6.85	4.63	3.71	3.14	2.47	1.87	1.51	0.909	0.685	0.563	0.474	0.411	0.325	0.270	0.145	
1.75V/cell	8.11	5.24	4.09	3.42	2.63	1.98	1.59	0.948	0.710	0.581	0.487	0.421	0.334	0.275	0.146	
1.70V/cell	9.20	5.78	4.43	3.67	2.77	2.06	1.66	0.987	0.733	0.595	0.499	0.432	0.339	0.280	0.149	
1.65V/cell	10.1	6.21	4.69	3.85	2.88	2.14	1.72	1.02	0.751	0.608	0.510	0.440	0.344	0.283	0.151	
1.60V/cell	10.6	6.47	4.88	3.98	2.96	2.19	1.76	1.05	0.769	0.623	0.521	0.449	0.351	0.288	0.152	

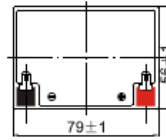
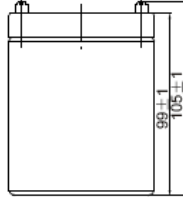
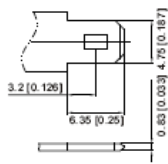
Constant Power Discharge (Watts/cell) at 25 °C (77°F)																
F.V/Time	5min	10min	15min	20min	30min	45min	1h	2h	3h	4h	5h	6h	8h	10h	20h	
1.85V/cell	10.5	7.39	6.16	5.38	4.35	3.36	2.76	1.69	1.30	1.07	0.910	0.790	0.630	0.525	0.290	
1.80V/cell	12.8	8.74	7.07	6.04	4.77	3.64	2.95	1.79	1.35	1.12	0.943	0.820	0.649	0.540	0.291	
1.75V/cell	14.9	9.78	7.73	6.52	5.07	3.84	3.09	1.86	1.39	1.14	0.963	0.835	0.663	0.547	0.292	
1.70V/cell	16.8	10.7	8.29	6.95	5.29	3.97	3.20	1.92	1.43	1.17	0.981	0.850	0.669	0.553	0.296	
1.65V/cell	18.2	11.3	8.67	7.22	5.46	4.10	3.32	1.97	1.46	1.19	0.998	0.863	0.676	0.558	0.298	
1.60V/cell	18.8	11.7	8.93	7.37	5.56	4.15	3.36	2.01	1.49	1.21	1.01	0.875	0.687	0.565	0.299	



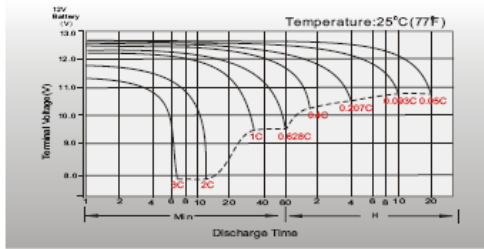
Dimensions

T1 Terminal

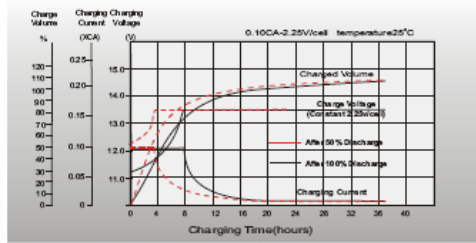
Unit: mm [inches]



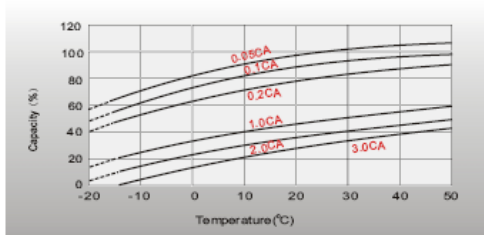
Discharge Characteristics



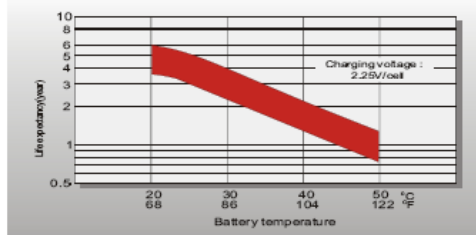
Float Charging Characteristics



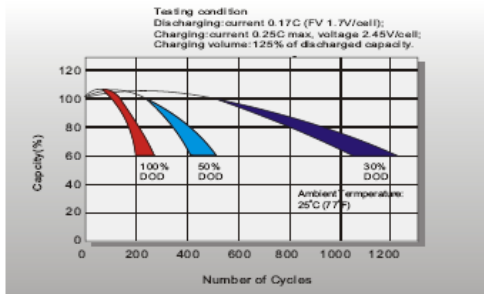
Temperature Effects in Relation to Battery Capacity



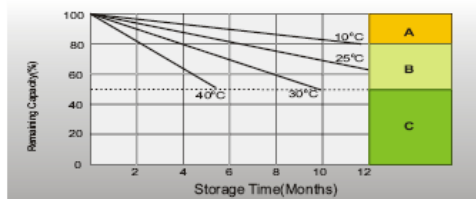
Effect of Temperature on Long Term Float Life



Cycle Life in Relation to Depth of Discharge



Self Discharge Characteristics



- A** No supplementary charge required
(Carry out supplementary charge before use if 100% capacity is required).
- B** Supplementary charge required before use. Optional charging way as below:
1. Charged for above 3 days at limited current 0.25CA and constant voltage 2.25V/cell.
2. Charged for above 20 hours at limited current 0.25CA and constant voltage 2.45V/cell.
3. Charged for 8-10 hours at limited current 0.05CA.
- C** Supplementary charge may often fail to recover the capacity.
The batteries should never be left standing till this is reached.