

LED WORKLITE S14



1434 lumens; over 700 lux @ 1 metre



Safe working environment



80% more efficient than halogen



Multi-voltage (10-32V)



Waterproof to IP67



E-type approved







Magnetic mounted version available with 12V socket



TECHNICAL SPECS OVERLEAF  MARCH 2017



DESIGNED FOR MULTI-SECTOR APPLICATIONS

 10 YEAR WARRANTY	 BRIGHTER X2	 E-TYPE APPROVED	 MADE IN THE UK
---	--	--	---



LED WORKLITE SI4

- Long life, high intensity Cree LEDs** - Using the very best in LED technology, the SI4 produces a clean white light and creates a safe working environment; producing a light reading of over 700 lux @ 1 metre.
- 80% less energy than halogen work lights** - 1434 lumens at only 12.5W, giving you more light for longer.
- Multi-voltage (10-32V)** - Engineered to suit a broad range of vehicles and voltages; the circuit can withstand changes in voltage and will provide consistent light output.
- Waterproof to IP67** - The tough outer enclosure provides sufficient protection against water ingress.
- Magnetic mounted version available** - The Magnetic Worklite comes with a polyurethane coated magnet, which protects your paintwork, and a retractable cable, which plugs into your 12V vehicle socket.



SPECIFICATION

ALL DIMENSIONS HAVE A TOLERANCE OF +/-1mm

		SI4_6-3MV30 (12V)	SI4_6-3MV90 (12V)	SI4_6-3MV30 (24V)	SI4_6-3MV90 (24V)
Beam Angle	VDC	30 (trapezoid)	90 (flood)	30 (trapezoid)	90 (flood)
Voltage Range	A	10 to 32	10 to 32	10 to 32	10 to 32
Average Current	Im	1.1	1.1	0.55	0.55
Light Output	W	1434	1434	1434	1434
Watts	kg	12.5W	12.5W	12.5W	12.5W
Weight	°C	0.5	0.5	0.5	0.5
Temp. Range	IP	-30 to +40	-30 to +40	-30 to +40	-30 to +40
IP Rating		IP67	IP67	IP67	IP67

E & OE

