



## CERTIFICATE OF ANALYSIS

<b>REPORTED TO</b>	Christina Lake Cannabis Corp. 775 Hwy 395 Christina Lake, BC -	<b>WORK ORDER</b>	21B1469
<b>ATTENTION</b>	Pinkal Diwan	<b>RECEIVED / TEMP REPORTED</b>	2021-02-16 10:57 / NA 2021-03-03 10:32
<b>PO NUMBER</b>		<b>COC NUMBER</b>	no #
<b>PROJECT</b>	Cannabis Testing		
<b>PROJECT INFO</b>			

### Introduction:

CARO Analytical Services is a testing laboratory full of smart, engaged scientists driven to make the world a safer and healthier place. Through our clients' projects we become an essential element for a better world. We employ methods conducted in accordance with recognized professional standards using accepted testing methodologies and quality control efforts. CARO is accredited by the Canadian Association for Laboratories Accreditation (CALA) to ISO/IEC 17025:2017 for specific tests listed in the scope of accreditation approved by CALA.

#### Big Picture Sidekicks



You know that the sample you collected after snowshoeing to site, digging 5 meters, and racing to get it on a plane so you can submit it to the lab for time sensitive results needed to make important and expensive decisions (whew) is VERY important. We know that too.

#### We've Got Chemistry



It's simple. We figure the more you enjoy working with our fun and engaged team members; the more likely you are to give us continued opportunities to support you.

#### Ahead of the Curve



Through research, regulation knowledge, and instrumentation, we are your analytical centre for the technical knowledge you need, BEFORE you need it, so you can stay up to date and in the know.

### Work Order Comments:

This is a revised report; please refer to Appendix 3 for details.

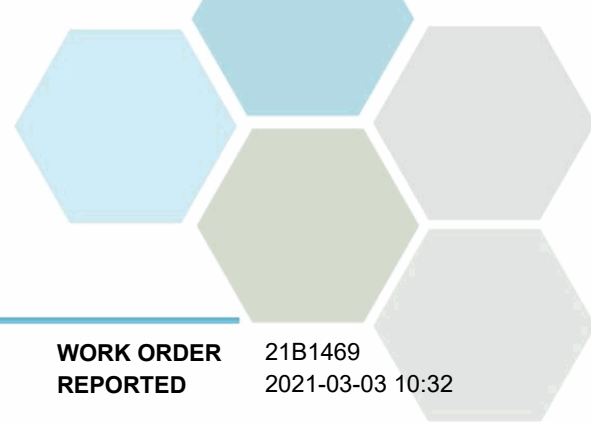
**CLC QAP Reviewed**

**Date: 2021/03/03**

### Authorized By:

Brent Coates  
Director of Operations

*Christina R. Beck*



## TEST RESULTS

**REPORTED TO PROJECT** Christina Lake Cannabis Corp.  
Cannabis Testing

**WORK ORDER REPORTED** 21B1469  
2021-03-03 10:32

Analyte	Result	RL	Units	Analyzed	Qualifier
---------	--------	----	-------	----------	-----------

**PK #1 Fem (Distillate - Soft Pass) Lot # 2699 (21B1469-01) | Matrix: Cannabis Oil | Sampled: 2021-02-11 10:40**

### Aflatoxins

Aflatoxin G2	< 1.00	1.00	µg/kg	2021-02-22	
Aflatoxin G1	< 1.00	1.00	µg/kg	2021-02-22	
Aflatoxin B2	< 1.00	1.00	µg/kg	2021-02-22	
Aflatoxin B1	< 1.00	1.00	µg/kg	2021-02-22	
Total Aflatoxins	< 4.00	4.00	µg/kg	2021-02-22	

### Cannabinoids

Cannabidiol (CBD)	< 0.1	0.1	% (wt/wt)	2021-02-17	
Cannabidiol (CBD)	< 0.1	0.1	% (wt/wt)	2021-02-17	
Cannabidiolic Acid (CBDA)	< 0.1	0.1	% (wt/wt)	2021-02-17	
Cannabigerolic Acid (CBGA)	< 0.1	0.1	% (wt/wt)	2021-02-17	
Cannabigerol (CBG)	1.6	0.1	% (wt/wt)	2021-02-17	
Cannabidiol (CBD)	0.1	0.1	% (wt/wt)	2021-02-17	
Cannabinolic Acid (CBNA)	< 0.1	0.1	% (wt/wt)	2021-02-17	
Cannabinol (CBN)	1.1	0.1	% (wt/wt)	2021-02-17	
Cannabicyclol (CBL)	< 0.1	0.1	% (wt/wt)	2021-02-17	
Cannabichromene (CBC)	1.5	0.1	% (wt/wt)	2021-02-17	
Cannabichromenic Acid (CBCA)	0.5	0.1	% (wt/wt)	2021-02-17	
delta9-THC	86.5	2.0	% (wt/wt)	2021-02-17	
delta8-THC	< 0.1	0.1	% (wt/wt)	2021-02-17	
Tetrahydrocannabivarinic Acid (THCVA)	< 0.1	0.1	% (wt/wt)	2021-02-17	
Tetrahydrocannabivarinol (THCV)	0.5	0.1	% (wt/wt)	2021-02-17	
Tetrahydrocannabinolic Acid (THCA)	1.1	0.1	% (wt/wt)	2021-02-17	
Total CBD	0.148		% (wt/wt)	N/A	
Total THC	87.4		% (wt/wt)	N/A	

### Foreign Matter


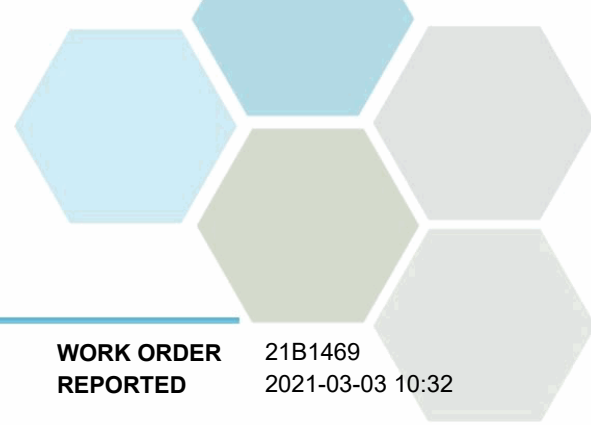
Appearance	0		%	2021-02-19	CST2
Foreign Matter	0		%	2021-02-19	

### Metals in Cannabis

Arsenic	< 0.200	0.200	mg/kg	2021-02-21	
Cadmium	< 0.250	0.250	mg/kg	2021-02-21	
Lead	< 0.500	0.500	mg/kg	2021-02-21	
Mercury	< 0.500	0.500	mg/kg	2021-02-21	

### Microbiological Parameters

Total Aerobic Microbial Count (USP)	< 50	50	CFU/g	2021-02-24	
Total Yeast and Mould Count (USP)	< 50	50	CFU/g	2021-02-22	
BTGN Bacteria (USP)	1000 or fewer	1000	MPN/g	2021-02-23	
E. coli (USP)	Absent	1	/10 g	2021-02-22	
Salmonella (USP)	Absent	1	/10 g	2021-02-22	
Staphylococcus aureus (USP)	Absent	1	/10 g	2021-02-22	
Pseudomonas aeruginosa (USP)	Absent	1	/1 g	2021-02-22	

## TEST RESULTS

**REPORTED TO PROJECT** Christina Lake Cannabis Corp.  
Cannabis Testing

**WORK ORDER REPORTED** 21B1469  
2021-03-03 10:32

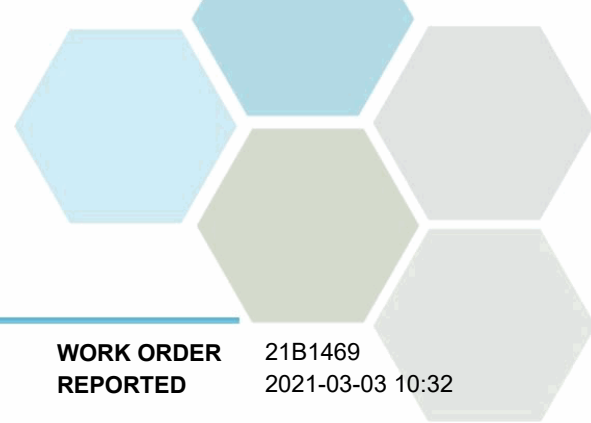
Analyte	Result	RL	Units	Analyzed	Qualifier
---------	--------	----	-------	----------	-----------

**PK #1 Fem (Distillate - Soft Pass) Lot # 2699 (21B1469-01) | Matrix: Cannabis Oil | Sampled: 2021-02-11 10:40, Continued**

**Pesticides, Herbicides, and Fungicides**

Abamectin	< 0.250	0.250	µg/g wet	2021-03-01	
Endosulfan sulfate	< 2.50	2.50	µg/g wet	2021-03-01	
Acephate	< 0.050	0.050	µg/g wet	2021-03-01	
Endosulfan-alpha	< 2.50	2.50	µg/g wet	2021-03-01	
Acetamiprid	< 0.050	0.050	µg/g wet	2021-03-01	
Endosulfan-beta	< 2.50	2.50	µg/g wet	2021-03-01	
Acequinocyl	< 1.00	1.00	µg/g wet	2021-03-01	
Etridiazole	< 0.150	0.150	µg/g wet	2021-03-01	
Aldicarb	< 0.500	0.500	µg/g wet	2021-03-01	
Fenvalerate	< 2.50	2.50	µg/g wet	2021-03-01	
Allethrin	< 0.100	0.100	µg/g wet	2021-03-01	
Azadirachtin	< 0.500	0.500	µg/g wet	2021-03-01	
Fipronil	< 0.010	0.010	µg/g wet	2021-03-01	
Azoxystrobin	< 0.010	0.010	µg/g wet	2021-03-01	
Fludioxonil	< 0.010	0.010	µg/g wet	2021-03-01	
Benzovindiflupyr	< 0.010	0.010	µg/g wet	2021-03-01	
Quintozene	< 0.500	0.500	µg/g wet	2021-03-01	
Bifenazate	< 0.010	0.010	µg/g wet	2021-03-01	
Bifenthrin	< 5.00	5.00	µg/g wet	2021-03-01	
Boscalid	< 0.010	0.010	µg/g wet	2021-03-01	
Buprofezin	< 1.00	1.00	µg/g wet	2021-03-01	
Carbaryl	< 0.025	0.025	µg/g wet	2021-03-01	
Carbofuran	< 0.010	0.010	µg/g wet	2021-03-01	
Chlorantraniliprole	< 1.00	1.00	µg/g wet	2021-03-01	
Chlorfenapyr	< 1.50	1.50	µg/g wet	2021-03-01	
Chlorpyrifos	< 0.500	0.500	µg/g wet	2021-03-01	
Clofentezine	< 0.010	0.010	µg/g wet	2021-03-01	
Clothianidin	< 0.025	0.025	µg/g wet	2021-03-01	
Coumaphos	< 0.010	0.010	µg/g wet	2021-03-01	
Cyantraniliprole	< 0.010	0.010	µg/g wet	2021-03-01	
Cyfluthrin (I, II, III, IV)	< 2.00	2.00	µg/g wet	2021-03-01	
Cypermethrin	< 2.00	2.00	µg/g wet	2021-03-01	
Cyprodinil	< 0.010	0.010	µg/g wet	2021-03-01	
Daminozide	< 1.00	1.00	µg/g wet	2021-03-01	
Deltamethrin	< 4.00	4.00	µg/g wet	2021-03-01	
Diazinon	< 1.00	1.00	µg/g wet	2021-03-01	
Dichlorvos	< 0.050	0.050	µg/g wet	2021-03-01	
Dimethoate	< 0.010	0.010	µg/g wet	2021-03-01	
Dimethomorph	< 1.00	1.00	µg/g wet	2021-03-01	
Dinotefuran	< 0.050	0.050	µg/g wet	2021-03-01	
Dodemorph	< 1.00	1.00	µg/g wet	2021-03-01	
Ethoprop	< 0.010	0.010	µg/g wet	2021-03-01	

*Christina R. Beck*



## TEST RESULTS

**REPORTED TO PROJECT** Christina Lake Cannabis Corp.  
Cannabis Testing

**WORK ORDER REPORTED** 21B1469  
2021-03-03 10:32

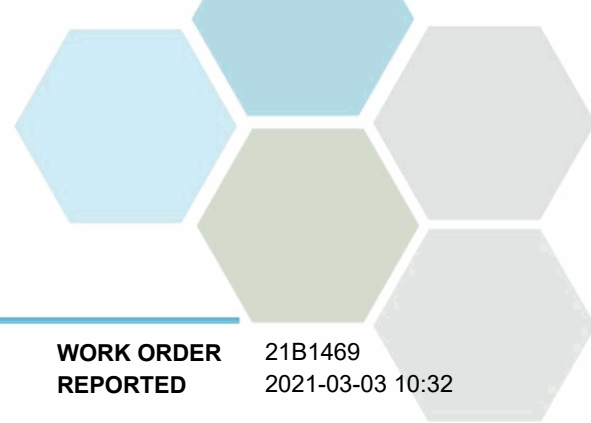
Analyte	Result	RL	Units	Analyzed	Qualifier
---------	--------	----	-------	----------	-----------

**PK #1 Fem (Distillate - Soft Pass) Lot # 2699 (21B1469-01) | Matrix: Cannabis Oil | Sampled: 2021-02-11 10:40, Continued**

**Pesticides, Herbicides, and Fungicides, Continued**

Etofenprox	< 1.00	1.00	µg/g wet	2021-03-01	
Etoxazole	< 1.00	1.00	µg/g wet	2021-03-01	
Fenoxycarb	< 0.010	0.010	µg/g wet	2021-03-01	
Fenpyroximate	< 1.00	1.00	µg/g wet	2021-03-01	
Fensulfothion	< 0.010	0.010	µg/g wet	2021-03-01	
Fenthion	< 0.010	0.010	µg/g wet	2021-03-01	
Flonicamid	< 0.025	0.025	µg/g wet	2021-03-01	
Fluopyram	< 0.010	0.010	µg/g wet	2021-03-01	
Hexythiazox	< 1.00	1.00	µg/g wet	2021-03-01	
Imazalil	< 0.010	0.010	µg/g wet	2021-03-01	
Imidacloprid	< 0.010	0.010	µg/g wet	2021-03-01	
Iprodione	< 0.500	0.500	µg/g wet	2021-03-01	
Kinoprene	< 1.25	1.25	µg/g wet	2021-03-01	
Kresoxim-methyl	< 0.150	0.150	µg/g wet	2021-03-01	
Malathion	< 0.010	0.010	µg/g wet	2021-03-01	
Metalaxyl	< 0.010	0.010	µg/g wet	2021-03-01	
Methiocarb	< 0.010	0.010	µg/g wet	2021-03-01	
Methomyl	< 0.025	0.025	µg/g wet	2021-03-01	
Methoprene	< 1.00	1.00	µg/g wet	2021-03-01	
Methyl parathion	< 1.00	1.00	µg/g wet	2021-03-01	
Mevinphos	< 0.025	0.025	µg/g wet	2021-03-01	
MGK-264	< 1.00	1.00	µg/g wet	2021-03-01	
Myclobutanil	< 0.010	0.010	µg/g wet	2021-03-01	
Naled	< 1.00	1.00	µg/g wet	2021-03-01	
Novaluron	< 0.025	0.025	µg/g wet	2021-03-01	
Oxamyl	< 1.50	1.50	µg/g wet	2021-03-01	
Paclobutrazol	< 0.010	0.010	µg/g wet	2021-03-01	
Permethrin	< 2.00	2.00	µg/g wet	2021-03-01	
Phenothrin	< 5.00	5.00	µg/g wet	2021-03-01	
Phosmet	< 1.00	1.00	µg/g wet	2021-03-01	
Piperonyl butoxide	< 1.25	1.25	µg/g wet	2021-03-01	
Pirimicarb	< 0.010	0.010	µg/g wet	2021-03-01	
Prallethrin	< 1.00	1.00	µg/g wet	2021-03-01	
Propiconazole	< 1.00	1.00	µg/g wet	2021-03-01	
Propoxur	< 0.010	0.010	µg/g wet	2021-03-01	
Pyraclostrobin	< 0.010	0.010	µg/g wet	2021-03-01	
Pyrethrin	< 1.00	1.00	µg/g wet	2021-03-01	
Pyridaben	< 0.020	0.020	µg/g wet	2021-03-01	
Resmethrin	< 0.050	0.050	µg/g wet	2021-03-01	
Spinetoram	< 0.010	0.010	µg/g wet	2021-03-01	
Spinosad	< 0.010	0.010	µg/g wet	2021-03-01	
Spirodiclofen	< 1.00	1.00	µg/g wet	2021-03-01	

*Christina B. Bell*



## TEST RESULTS

**REPORTED TO PROJECT** Christina Lake Cannabis Corp.  
Cannabis Testing

**WORK ORDER REPORTED** 21B1469  
2021-03-03 10:32

Analyte	Result	RL	Units	Analyzed	Qualifier
---------	--------	----	-------	----------	-----------

**PK #1 Fem (Distillate - Soft Pass) Lot # 2699 (21B1469-01) | Matrix: Cannabis Oil | Sampled: 2021-02-11 10:40, Continued**

**Pesticides, Herbicides, and Fungicides, Continued**

Spiromesifen	< 1.00	1.00	µg/g wet	2021-03-01	
Spirotetramat	< 0.010	0.010	µg/g wet	2021-03-01	
Spiroxamine	< 1.00	1.00	µg/g wet	2021-03-01	
Tebuconazole	< 0.010	0.010	µg/g wet	2021-03-01	
Tebufenozide	< 0.010	0.010	µg/g wet	2021-03-01	
Teflubenzuron	< 0.025	0.025	µg/g wet	2021-03-01	
Tetrachlorvinphos	< 0.010	0.010	µg/g wet	2021-03-01	
Tetramethrin	< 1.00	1.00	µg/g wet	2021-03-01	
Thiacloprid	< 0.010	0.010	µg/g wet	2021-03-01	
Thiamethoxam	< 0.010	0.010	µg/g wet	2021-03-01	
Thiophanate methyl	< 1.00	1.00	µg/g wet	2021-03-01	
Trifloxystrobin	< 0.010	0.010	µg/g wet	2021-03-01	

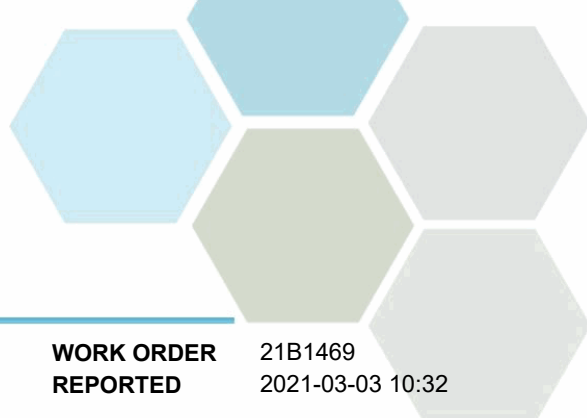
**Residual Solvents**

Acetone	< 5000	5000	µg/g wet	2021-03-02	
Anisole	< 5000	5000	µg/g wet	2021-03-02	
1-Butanol	< 5000	5000	µg/g wet	2021-03-02	
2-Butanol	< 5000	5000	µg/g wet	2021-03-02	
n-Butyl Acetate	< 5000	5000	µg/g wet	2021-03-02	
Methyl tert-butyl ether	< 5000	5000	µg/g wet	2021-03-02	
Ethanol	< 5000	5000	µg/g wet	2021-03-02	
Ethyl acetate	< 5000	5000	µg/g wet	2021-03-02	
Ethyl ether	< 5000	5000	µg/g wet	2021-03-02	
Ethyl Formate	< 5000	5000	µg/g wet	2021-03-02	
n-Heptane	< 5000	5000	µg/g wet	2021-03-02	
Isobutyl Acetate	< 5000	5000	µg/g wet	2021-03-02	
Isopropyl Acetate	< 5000	5000	µg/g wet	2021-03-02	
Methyl acetate	< 5000	5000	µg/g wet	2021-03-02	
3-Methyl-1-Butanol	< 5000	5000	µg/g wet	2021-03-02	
2-Butanone (MEK)	< 5000	5000	µg/g wet	2021-03-02	
Isobutanol	< 5000	5000	µg/g wet	2021-03-02	
Pentane	< 5000	5000	µg/g wet	2021-03-02	
1-Pentanol	< 5000	5000	µg/g wet	2021-03-02	
1-Propanol	< 5000	5000	µg/g wet	2021-03-02	
Isopropanol	< 5000	5000	µg/g wet	2021-03-02	
Propyl Acetate	< 5000	5000	µg/g wet	2021-03-02	

**Sample Qualifiers:**

CST2 Yellow thick sticky clear oil.

*Amirina R. Beus*



## APPENDIX 1: SUPPORTING INFORMATION

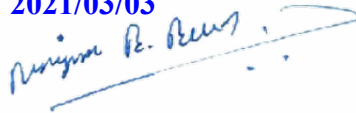
**REPORTED TO PROJECT** Christina Lake Cannabis Corp.  
Cannabis Testing

**WORK ORDER REPORTED** 21B1469  
2021-03-03 10:32

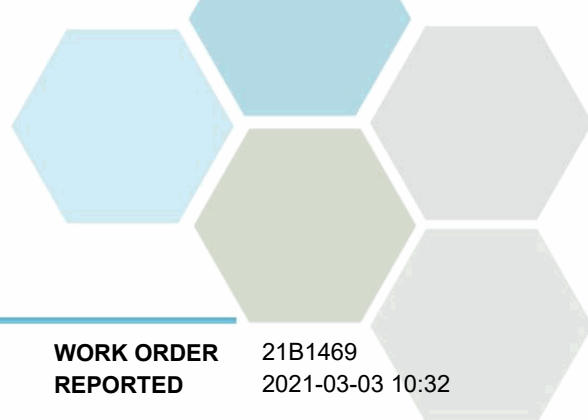
Analysis Description	Method Ref.	Technique	Accredited	Location
Aflatoxins in Cannabis Oil	Methanol Extraction for Cannabis / USP <561>	Methanol Extraction for Cannabis / USP 561 Botanical Origin		N/A
Bile-Tolerant Gram-Negative Bacteria in Cannabis Oil	Enumeration / USP <2021>	Enumeration / USP 2021 Microbial Enumeration Tests		N/A
Cannabinoids in Cannabis Oil	Methanol Extraction for Cannabis / AHP Cannabis Inflorescence	Methanol Extraction for Cannabis / American Herbal Pharmacopoeia Cannabis Inflorescence		N/A
Determination of Total Aerobic Microbial Count in Cannabis Oil	Enumeration / USP <2021>	Enumeration / USP 2021 Microbial Enumeration Tests		N/A
Determination of Total Yeast and Mold Count in Cannabis Oil	Enumeration / USP <2021>	Enumeration / USP 2021 Microbial Enumeration Tests		N/A
E. coli, Presence/Absence of in Cannabis Oil	Presence Absence / USP <2021/2022>	Presence Absence / USP 2021/2022 Microbiological Tests for Nutritional and Dietary Supplements		N/A
Foreign Matter in Cannabis in Cannabis Oil	USP <561>	USP 561 Botanical Origin		N/A
Heavy Metals in Cannabis in Cannabis Oil	EPA 200.3 / Custom	HNO3+HCl+H2O2 Hot Block Digestion / N/A		N/A
P. aeruginosa, Presence/Absence of in Cannabis Oil	Presence Absence / USP <61/62>	Presence Absence / USP 61/62 Microbiological Examination of Non-sterile Products		N/A
Pesticides in Cannabis in Cannabis Oil	CR-TM-160 - Custom	Shaker Extraction for Cannabis		N/A
Pesticides in Cannabis in LC/MS in Cannabis Oil	CR-TM-160 - Custom	Shaker Extraction for Cannabis		N/A
Residual Solvents in Cannabis in Cannabis Oil	Custom	N/A		N/A
S. aureus, Presence/Absence of in Cannabis Oil	Presence Absence / USP <2021/2022>	Presence Absence / USP 2021/2022 Microbiological Tests for Nutritional and Dietary Supplements		N/A
Salmonella, Presence/Absence in Cannabis Oil	Presence Absence / USP <2021/2022>	Presence Absence / USP 2021/2022 Microbiological Tests for Nutritional and Dietary Supplements		N/A

### Glossary of Terms:

RL	Reporting Limit (default)
%	Percent
% (wt/wt)	Percent weight per weight
/1 g	per 1 gram
/10 g	per 10 grams
<	Less than the specified Reporting Limit (RL) - the actual RL may be higher than the default RL due to various factors
CFU/g	Colony Forming Units per gram (dry weight basis)
mg/kg	Milligrams per kilogram (dry weight basis)
MPN/g	Most Probable Number per gram (dry weight basis)
µg/g wet	Micrograms per gram (as received basis)
µg/kg	Micrograms per kilogram (dry weight basis)
EPA	United States Environmental Protection Agency Test Methods



*Marjorie R. Beatty*



## APPENDIX 1: SUPPORTING INFORMATION

**REPORTED TO** Christina Lake Cannabis Corp.  
**PROJECT** Cannabis Testing

**WORK ORDER** 21B1469  
**REPORTED** 2021-03-03 10:32

### General Comments:

The results in this report apply to the samples analyzed in accordance with the Chain of Custody document. This analytical report must be reproduced in its entirety. CARO is not responsible for any loss or damage resulting directly or indirectly from error or omission in the conduct of testing. Liability is limited to the cost of analysis. Samples will be disposed of 30 days after the test report has been issued or once samples expire, whichever comes first. Longer hold is possible if agreed to in writing.

Results in **Bold** indicate values that are above CARO's method reporting limits. Any results that are above regulatory limits are highlighted **red**. Please note that results will only be highlighted red if the regulatory limits are included on the CARO report. Any Bold and/or highlighted results do not take into account method uncertainty. If you would like method uncertainty or regulatory limits to be included on your report, please contact your Account Manager: [pmand@caro.ca](mailto:pmand@caro.ca)

*Please note any regulatory guidelines applied to this report are added as a convenience to the client, at their request, to help provide some initial context to analytical results obtained. Although CARO makes every effort to ensure accuracy of the associated regulatory guideline(s) applied, the guidelines applied cannot be assumed to be correct due to a variety of factors and as such CARO Analytical Services assumes no liability or responsibility for the use of those guidelines to make any decisions. The original source of the regulation should be verified and a review of the guideline(s) should be validated as correct in order to make any decisions arising from the comparison of the analytical data obtained to the relevant regulatory guideline for one's particular circumstances. Further, CARO Analytical Services assumes no liability or responsibility for any loss attributed from the use of these guidelines in any way.*

*Christina R. Beck*

## APPENDIX 2: QUALITY CONTROL RESULTS

**REPORTED TO PROJECT** Christina Lake Cannabis Corp.  
Cannabis Testing

**WORK ORDER REPORTED** 21B1469  
2021-03-03 10:32

The following section displays the quality control (QC) data that is associated with your sample data. Groups of samples are prepared in "batches" and analyzed in conjunction with QC samples that ensure your data is of the highest quality. Common QC types include:

- **Method Blank (Blk):** A blank sample that undergoes sample processing identical to that carried out for the test samples. Method blank results are used to assess contamination from the laboratory environment and reagents.
- **Duplicate (Dup):** An additional or second portion of a randomly selected sample in the analytical run carried through the entire analytical process. Duplicates provide a measure of the analytical method's precision (reproducibility).
- **Blank Spike (BS):** A sample of known concentration which undergoes processing identical to that carried out for test samples, also referred to as a laboratory control sample (LCS). Blank spikes provide a measure of the analytical method's accuracy.
- **Matrix Spike (MS):** A second aliquot of sample is fortified with with a known concentration of target analytes and carried through the entire analytical process. Matrix spikes evaluate potential matrix effects that may affect the analyte recovery.
- **Reference Material (SRM):** A homogenous material of similar matrix to the samples, certified for the parameter(s) listed. Reference Materials ensure that the analytical process is adequate to achieve acceptable recoveries of the parameter(s) tested.

Each QC type is analyzed at a 5-10% frequency, i.e. one blank/duplicate/spike for every 10-20 samples. For all types of QC, the specified recovery (% Rec) and relative percent difference (RPD) limits are derived from long-term method performance averages and/or prescribed by the reference method.

Analyte	Result	RL Units	Spike Level	Source Result	% REC	REC Limit	% RPD	RPD Limit	Qualifier
---------	--------	----------	-------------	---------------	-------	-----------	-------	-----------	-----------

### Aflatoxins, Batch B1B1887

Blank (B1B1887-BLK1)			Prepared: 2021-02-20, Analyzed: 2021-02-22						
Aflatoxin G2	< 1.00	1.00 µg/kg							
Aflatoxin G1	< 1.00	1.00 µg/kg							
Aflatoxin B2	< 1.00	1.00 µg/kg							
Aflatoxin B1	< 1.00	1.00 µg/kg							
Total Aflatoxins	< 4.00	4.00 µg/kg							

LCS (B1B1887-BS1)			Prepared: 2021-02-20, Analyzed: 2021-02-20						
Aflatoxin G2	0.636	0.100 µg/kg	4.94		13	70-130			SPK1
Aflatoxin G1	0.526	0.100 µg/kg	4.94		11	70-130			SPK1
Aflatoxin B2	0.936	0.100 µg/kg	4.94		19	70-130			SPK1
Aflatoxin B1	0.941	0.100 µg/kg	4.94		19	70-130			SPK1
Total Aflatoxins	< 4.00	4.00 µg/kg	19.7		15	70-130			SPK1

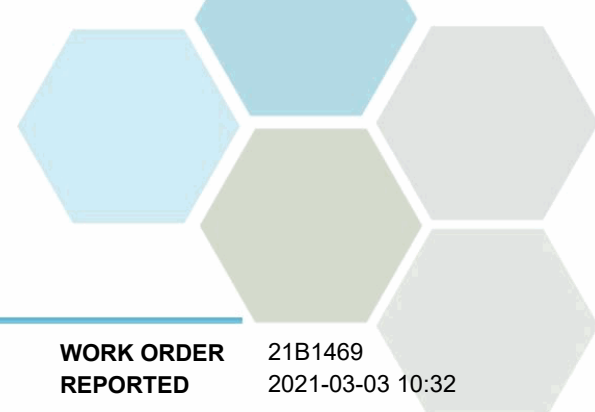
LCS Dup (B1B1887-BSD1)			Prepared: 2021-02-20, Analyzed: 2021-02-20						
Aflatoxin G2	1.74	1.00 µg/kg	4.94		35	70-130	93		SPK1
Aflatoxin G1	1.77	1.00 µg/kg	4.94		36	70-130	108		SPK1
Aflatoxin B2	2.31	1.00 µg/kg	4.94		47	70-130	85		SPK1
Aflatoxin B1	2.05	1.00 µg/kg	4.94		41	70-130	74		SPK1
Total Aflatoxins	7.87	4.00 µg/kg	19.8		40	70-130	89		SPK1

### Cannabinoids, Batch B1B1497

Blank (B1B1497-BLK1)			Prepared: 2021-02-17, Analyzed: 2021-02-17						
Cannabidivarinic Acid (CBDVA)	< 0.1	0.1 % (wt/wt)							
Cannabidivarin (CBDV)	< 0.1	0.1 % (wt/wt)							
Cannabidiolic Acid (CBDA)	< 0.1	0.1 % (wt/wt)							
Cannabigerolic Acid (CBGA)	< 0.1	0.1 % (wt/wt)							
Cannabigerol (CBG)	< 0.1	0.1 % (wt/wt)							
Cannabidiol (CBD)	< 0.1	0.1 % (wt/wt)							
Cannabinolic Acid (CBNA)	< 0.1	0.1 % (wt/wt)							
Cannabinol (CBN)	< 0.1	0.1 % (wt/wt)							
Cannabicyclol (CBL)	< 0.1	0.1 % (wt/wt)							
Cannabichromene (CBC)	< 0.1	0.1 % (wt/wt)							
Cannabichromenic Acid (CBCA)	< 0.1	0.1 % (wt/wt)							
delta9-THC	< 0.1	0.1 % (wt/wt)							
delta8-THC	< 0.1	0.1 % (wt/wt)							



*Christina R. Beck*



## APPENDIX 2: QUALITY CONTROL RESULTS

**REPORTED TO PROJECT** Christina Lake Cannabis Corp.  
Cannabis Testing

**WORK ORDER REPORTED** 21B1469  
2021-03-03 10:32

Analyte	Result	RL Units	Spike Level	Source Result	% REC	REC Limit	% RPD	RPD Limit	Qualifier
---------	--------	----------	-------------	---------------	-------	-----------	-------	-----------	-----------

### Cannabinoids, Batch B1B1497, Continued

#### Blank (B1B1497-BLK1), Continued

Prepared: 2021-02-17, Analyzed: 2021-02-17

Tetrahydrocannabivarinic Acid (THCVA)	< 0.1	0.1 % (wt/wt)							
Tetrahydrocannabivarol (THCV)	< 0.1	0.1 % (wt/wt)							
Tetrahydrocannabinolic Acid (THCA)	< 0.1	0.1 % (wt/wt)							

#### Duplicate (B1B1497-DUP1)

Source: 21B1469-01

Prepared: 2021-02-17, Analyzed: 2021-02-17

Cannabidivarinic Acid (CBDVA)	< 0.1	0.6 % (wt/wt)		< 0.1				30	
Cannabidivarin (CBDV)	< 0.1	0.6 % (wt/wt)		< 0.1				30	
Cannabidiolic Acid (CBDA)	< 0.1	0.6 % (wt/wt)		< 0.1				15	
Cannabigerolic Acid (CBGA)	< 0.1	0.6 % (wt/wt)		< 0.1				30	
Cannabigerol (CBG)	1.5	0.6 % (wt/wt)		1.6			6	30	
Cannabidiol (CBD)	0.1	0.6 % (wt/wt)		0.1				15	
Cannabinolic Acid (CBNA)	< 0.1	0.6 % (wt/wt)		< 0.1				30	
Cannabinol (CBN)	1.1	0.6 % (wt/wt)		1.1			6	30	
Cannabicyclol (CBL)	< 0.1	0.6 % (wt/wt)		< 0.1				30	
Cannabichromene (CBC)	1.4	0.6 % (wt/wt)		1.5			2	30	
Cannabichromenic Acid (CBCA)	0.4	0.6 % (wt/wt)		0.5			26	30	
delta9-THC	84.4	0.6 % (wt/wt)		86.5			2	15	
delta8-THC	< 0.1	0.6 % (wt/wt)		< 0.1				30	
Tetrahydrocannabivarinic Acid (THCVA)	< 0.1	0.6 % (wt/wt)		< 0.1				30	
Tetrahydrocannabivarol (THCV)	0.4	0.6 % (wt/wt)		0.5			4	30	
Tetrahydrocannabinolic Acid (THCA)	1.2	0.6 % (wt/wt)		1.1			4	15	

### Metals in Cannabis, Batch B1B1852

#### Blank (B1B1852-BLK1)

Prepared: 2021-02-20, Analyzed: 2021-02-21

Arsenic	< 0.200	0.200 mg/kg							
Cadmium	< 0.250	0.250 mg/kg							
Lead	< 0.500	0.500 mg/kg							
Mercury	< 0.200	0.200 mg/kg							

#### LCS (B1B1852-BS1)

Prepared: 2021-02-20, Analyzed: 2021-02-21

Arsenic	7.10	0.100 mg/kg	5.91		120	70-130			
Cadmium	1.96	0.250 mg/kg	1.97		100	70-130			
Lead	4.48	0.500 mg/kg	3.93		114	70-130			
Mercury	0.355	0.200 mg/kg	0.394		90	70-130			

#### Reference (B1B1852-SRM1)

Prepared: 2021-02-20, Analyzed: 2021-02-21

Arsenic	6.77	0.100 mg/kg	5.81		117	70-130			
Cadmium	3.79	0.250 mg/kg	3.87		98	70-130			
Lead	4.58	0.500 mg/kg	3.87		118	70-130			
Mercury	0.374	0.200 mg/kg	0.404		93	70-130			

### Microbiological Parameters, Batch B1B1961

#### Blank (B1B1961-BLK1)

Prepared: 2021-02-22, Analyzed: 2021-02-22

E. coli (USP)	Absent	1 /10 g							
---------------	--------	---------	--	--	--	--	--	--	--

#### Duplicate (B1B1961-DUP1)

Source: 21B1469-01

Prepared: 2021-02-22, Analyzed: 2021-02-22

E. coli (USP)	Absent	1 /10 g		< 1					
---------------	--------	---------	--	-----	--	--	--	--	--

### Microbiological Parameters, Batch B1B1964

#### Blank (B1B1964-BLK1)

Prepared: 2021-02-22, Analyzed: 2021-02-22

Salmonella (USP)	Absent	1 /10 g							
------------------	--------	---------	--	--	--	--	--	--	--

*Angela B. Bell*

## APPENDIX 2: QUALITY CONTROL RESULTS

<b>REPORTED TO PROJECT</b>	Christina Lake Cannabis Corp. Cannabis Testing	<b>WORK ORDER REPORTED</b>	21B1469 2021-03-03 10:32
----------------------------	---	----------------------------	-----------------------------

Analyte	Result	RL Units	Spike Level	Source Result	% REC	REC Limit	% RPD	RPD Limit	Qualifier
---------	--------	----------	-------------	---------------	-------	-----------	-------	-----------	-----------

### Microbiological Parameters, Batch B1B1964, Continued

<b>Duplicate (B1B1964-DUP1)</b>		<b>Source: 21B1469-01</b>		Prepared: 2021-02-22, Analyzed: 2021-02-22					
Salmonella (USP)	Absent	1 /10 g		< 1					

### Microbiological Parameters, Batch B1B1967

<b>Blank (B1B1967-BLK1)</b>				Prepared: 2021-02-22, Analyzed: 2021-02-22					
Staphylococcus aureus (USP)	Absent	1 /10 g							
<b>Duplicate (B1B1967-DUP1)</b>		<b>Source: 21B1469-01</b>		Prepared: 2021-02-22, Analyzed: 2021-02-22					
Staphylococcus aureus (USP)	Absent	1 /10 g		< 1					

### Microbiological Parameters, Batch B1B1969

<b>Blank (B1B1969-BLK1)</b>				Prepared: 2021-02-22, Analyzed: 2021-02-22					
Pseudomonas aeruginosa (USP)	Absent	1 /1 g							
<b>Duplicate (B1B1969-DUP1)</b>		<b>Source: 21B1469-01</b>		Prepared: 2021-02-22, Analyzed: 2021-02-22					
Pseudomonas aeruginosa (USP)	Absent	1 /1 g		< 1					

### Microbiological Parameters, Batch B1B2084

<b>Blank (B1B2084-BLK1)</b>				Prepared: 2021-02-23, Analyzed: 2021-02-23					
BTGN Bacteria (USP)	1000 or fewer	1000 MPN/g							
<b>Duplicate (B1B2084-DUP1)</b>		<b>Source: 21B1469-01</b>		Prepared: 2021-02-23, Analyzed: 2021-02-23					
BTGN Bacteria (USP)	1000 or fewer	1000 MPN/g		1000 or fewer				120	

### Microbiological Parameters, Batch B1B2087

<b>Blank (B1B2087-BLK1)</b>				Prepared: 2021-02-24, Analyzed: 2021-02-24					
Total Aerobic Microbial Count (USP)	< 5	5 CFU/g							
<b>Duplicate (B1B2087-DUP1)</b>		<b>Source: 21B1469-01</b>		Prepared: 2021-02-24, Analyzed: 2021-02-24					
Total Aerobic Microbial Count (USP)	< 50	5 CFU/g		< 50				120	

### Pesticides, Herbicides, and Fungicides, Batch B1B2322

<b>Blank (B1B2322-BLK1)</b>				Prepared: 2021-02-25, Analyzed: 2021-03-01					
Abamectin	< 0.250	0.250 µg/g wet							
Endosulfan sulfate	< 2.50	2.50 µg/g wet							
Acephate	0.061	0.050 µg/g wet							BLK
Endosulfan-alpha	< 2.50	2.50 µg/g wet							
Acetamiprid	< 0.050	0.050 µg/g wet							
Endosulfan-beta	< 2.50	2.50 µg/g wet							
Acequinocyl	< 1.00	1.00 µg/g wet							
Etridiazole	< 0.150	0.150 µg/g wet							
Aldicarb	< 0.500	0.500 µg/g wet							
Fenvalerate	< 2.50	2.50 µg/g wet							
Allethrin	< 0.100	0.100 µg/g wet							
Azadirachtin	< 0.500	0.500 µg/g wet							
Fipronil	< 0.010	0.010 µg/g wet							
Azoxystrobin	< 0.010	0.010 µg/g wet							
Fludioxonil	< 0.010	0.010 µg/g wet							
Benzovindiflupyr	< 0.010	0.010 µg/g wet							

*Christina B. Beck*

## APPENDIX 2: QUALITY CONTROL RESULTS

**REPORTED TO PROJECT** Christina Lake Cannabis Corp.  
Cannabis Testing

**WORK ORDER REPORTED** 21B1469  
2021-03-03 10:32

Analyte	Result	RL Units	Spike Level	Source Result	% REC	REC Limit	% RPD	RPD Limit	Qualifier
---------	--------	----------	-------------	---------------	-------	-----------	-------	-----------	-----------

**Pesticides, Herbicides, and Fungicides, Batch B1B2322, Continued**

**Blank (B1B2322-BLK1), Continued**

Prepared: 2021-02-25, Analyzed: 2021-03-01

Quintozene	< 0.500	0.500 µg/g wet							
Bifenazate	< 0.010	0.010 µg/g wet							
Bifenthrin	< 5.00	5.00 µg/g wet							
Boscalid	< 0.010	0.010 µg/g wet							
Buprofezin	< 1.00	1.00 µg/g wet							
Carbaryl	< 0.025	0.025 µg/g wet							
Carbofuran	< 0.010	0.010 µg/g wet							
Chlorantraniliprole	< 1.00	1.00 µg/g wet							
Chlorfenapyr	< 1.50	1.50 µg/g wet							
Chlorpyrifos	< 0.500	0.500 µg/g wet							
Clofentezine	< 0.010	0.010 µg/g wet							
Clothianidin	< 0.025	0.025 µg/g wet							
Coumaphos	< 0.010	0.010 µg/g wet							
Cyantraniliprole	< 0.010	0.010 µg/g wet							
Cyfluthrin (I, II, III, IV)	< 2.00	2.00 µg/g wet							
Cypermethrin	< 2.00	2.00 µg/g wet							
Cyprodinil	< 0.010	0.010 µg/g wet							
Daminozide	< 1.00	1.00 µg/g wet							
Deltamethrin	< 4.00	4.00 µg/g wet							
Diazinon	< 1.00	1.00 µg/g wet							
Dichlorvos	< 0.050	0.050 µg/g wet							
Dimethoate	< 0.010	0.010 µg/g wet							
Dimethomorph	< 1.00	1.00 µg/g wet							
Dinotefuran	< 0.050	0.050 µg/g wet							
Dodemorph	< 1.00	1.00 µg/g wet							
Ethoprop	< 0.010	0.010 µg/g wet							
Etofenprox	< 1.00	1.00 µg/g wet							
Etoxazole	< 1.00	1.00 µg/g wet							
Fenoxycarb	< 0.010	0.010 µg/g wet							
Fenpyroximate	< 1.00	1.00 µg/g wet							
Fensulfothion	< 0.010	0.010 µg/g wet							
Fenthion	< 0.010	0.010 µg/g wet							
Flonicamid	< 0.025	0.025 µg/g wet							
Fluopyram	< 0.010	0.010 µg/g wet							
Hexythiazox	< 1.00	1.00 µg/g wet							
Imazalil	< 0.010	0.010 µg/g wet							
Imidacloprid	< 0.010	0.010 µg/g wet							
Iprodione	< 0.500	0.500 µg/g wet							
Kinoprene	< 1.25	1.25 µg/g wet							
Kresoxim-methyl	< 0.150	0.150 µg/g wet							
Malathion	< 0.010	0.010 µg/g wet							
Metalaxyl	< 0.010	0.010 µg/g wet							
Methiocarb	< 0.010	0.010 µg/g wet							
Methomyl	< 0.025	0.025 µg/g wet							
Methoprene	< 1.00	1.00 µg/g wet							
Methyl parathion	< 1.00	1.00 µg/g wet							
Mevinphos	< 0.025	0.025 µg/g wet							
MGK-264	< 1.00	1.00 µg/g wet							
Myclobutanil	< 0.010	0.010 µg/g wet							
Naled	< 1.00	1.00 µg/g wet							
Novaluron	< 0.025	0.025 µg/g wet							
Oxamyl	< 1.50	1.50 µg/g wet							
Paclobutrazol	< 0.010	0.010 µg/g wet							
Permethrin	< 2.00	2.00 µg/g wet							
Phenothrin	< 5.00	5.00 µg/g wet							
Phosmet	< 1.00	1.00 µg/g wet							

*Christina R. Beck*

## APPENDIX 2: QUALITY CONTROL RESULTS

**REPORTED TO PROJECT** Christina Lake Cannabis Corp.  
Cannabis Testing

**WORK ORDER REPORTED** 21B1469  
2021-03-03 10:32

Analyte	Result	RL Units	Spike Level	Source Result	% REC	REC Limit	% RPD	RPD Limit	Qualifier
---------	--------	----------	-------------	---------------	-------	-----------	-------	-----------	-----------

**Pesticides, Herbicides, and Fungicides, Batch B1B2322, Continued**

**Blank (B1B2322-BLK1), Continued**

Prepared: 2021-02-25, Analyzed: 2021-03-01

Piperonyl butoxide	< 1.25	1.25 µg/g wet							
Pirimicarb	< 0.010	0.010 µg/g wet							
Prallethrin	< 1.00	1.00 µg/g wet							
Propiconazole	< 1.00	1.00 µg/g wet							
Propoxur	< 0.010	0.010 µg/g wet							
Pyraclostrobin	< 0.010	0.010 µg/g wet							
Pyrethrin	< 1.00	1.00 µg/g wet							
Pyridaben	< 0.020	0.020 µg/g wet							
Resmethrin	< 0.050	0.050 µg/g wet							
Spinetoram	< 0.010	0.010 µg/g wet							
Spinosad	< 0.010	0.010 µg/g wet							
Spirodiclofen	< 1.00	1.00 µg/g wet							
Spiromesifen	< 1.00	1.00 µg/g wet							
Spirotetramat	< 0.010	0.010 µg/g wet							
Spiroxamine	< 1.00	1.00 µg/g wet							
Tebuconazole	< 0.010	0.010 µg/g wet							
Tebufozide	< 0.010	0.010 µg/g wet							
Teflubenzuron	< 0.025	0.025 µg/g wet							
Tetrachlorvinphos	< 0.010	0.010 µg/g wet							
Tetramethrin	< 1.00	1.00 µg/g wet							
Thiacloprid	< 0.010	0.010 µg/g wet							
Thiamethoxam	< 0.010	0.010 µg/g wet							
Thiophanate methyl	< 1.00	1.00 µg/g wet							
Trifloxystrobin	< 0.010	0.010 µg/g wet							

**LCS (B1B2322-BS1)**

Prepared: 2021-02-25, Analyzed: 2021-03-01

Abamectin	6.11	0.250 µg/g wet	6.67		92	50-140			
Endosulfan sulfate	6.75	2.50 µg/g wet	6.79		99	50-140			
Acephate	0.421	0.050 µg/g wet	0.596		71	50-140			
Endosulfan-alpha	6.71	2.50 µg/g wet	6.61		102	50-140			
Acetamiprid	0.618	0.050 µg/g wet	0.593		104	50-140			
Endosulfan-beta	6.70	2.50 µg/g wet	6.49		103	50-140			
Acequinocyl	3.19	1.00 µg/g wet	6.55		49	50-140			SPK1
Etridiazole	0.574	0.150 µg/g wet	0.595		96	50-140			
Aldicarb	9.17	0.500 µg/g wet	6.49		141	50-140			SPK1
Fenvalerate	7.22	2.50 µg/g wet	6.61		109	50-140			
Allethrin	0.543	0.100 µg/g wet	0.594		91	50-140			
Azadirachtin	6.23	0.500 µg/g wet	6.61		94	50-140			
Fipronil	0.551	0.010 µg/g wet	0.595		93	50-140			
Azoxystrobin	0.537	0.010 µg/g wet	0.596		90	50-140			
Fludioxonil	0.551	0.010 µg/g wet	0.602		91	50-140			
Benzovindiflupyr	0.546	0.010 µg/g wet	0.596		92	50-140			
Quintozene	6.53	0.500 µg/g wet	6.49		101	50-140			
Bifenazate	0.541	0.010 µg/g wet	0.596		91	50-140			
Bifenthrin	7.18	5.00 µg/g wet	6.55		110	50-140			
Boscalid	0.580	0.010 µg/g wet	0.602		96	50-140			
Buprofezin	6.19	1.00 µg/g wet	6.49		95	50-140			
Carbaryl	0.652	0.025 µg/g wet	0.596		109	50-140			
Carbofuran	0.638	0.010 µg/g wet	0.596		107	50-140			
Chlorantraniliprole	< 1.00	1.00 µg/g wet	0.596		91	50-140			
Chlorfenapyr	6.29	1.50 µg/g wet	6.55		96	50-140			
Chlorpyrifos	0.585	0.500 µg/g wet	0.602		97	50-140			
Clofentezine	0.548	0.010 µg/g wet	0.602		91	50-140			
Clothianidin	0.610	0.025 µg/g wet	0.596		102	50-140			
Coumaphos	0.523	0.010 µg/g wet	0.596		88	50-140			
Cyantraniliprole	0.599	0.010 µg/g wet	0.594		101	50-140			

*Christina R. Bell*

## APPENDIX 2: QUALITY CONTROL RESULTS

**REPORTED TO PROJECT** Christina Lake Cannabis Corp.  
Cannabis Testing

**WORK ORDER REPORTED** 21B1469  
2021-03-03 10:32

Analyte	Result	RL Units	Spike Level	Source Result	% REC	REC Limit	% RPD	RPD Limit	Qualifier
<b>Pesticides, Herbicides, and Fungicides, Batch B1B2322, Continued</b>									
<b>LCS (B1B2322-BS1), Continued</b>					Prepared: 2021-02-25, Analyzed: 2021-03-01				
Cyfluthrin (I, II, III, IV)	6.85	2.00 µg/g wet	6.55		105	50-140			
Cypermethrin	7.06	2.00 µg/g wet	6.55		108	50-140			
Cyprodinil	0.561	0.010 µg/g wet	0.602		93	50-140			
Daminozide	2.41	1.00 µg/g wet	6.61		36	50-140			SPK1
Deltamethrin	5.74	4.00 µg/g wet	6.55		88	50-140			
Diazinon	< 1.00	1.00 µg/g wet	0.608		87	50-140			
Dichlorvos	0.504	0.050 µg/g wet	0.596		85	50-140			
Dimethoate	0.597	0.010 µg/g wet	0.592		101	50-140			
Dimethomorph	6.00	1.00 µg/g wet	6.55		92	50-140			
Dinotefuran	0.534	0.050 µg/g wet	0.593		90	50-140			
Dodemorph	6.08	1.00 µg/g wet	6.49		94	50-140			
Ethoprop	0.528	0.010 µg/g wet	0.608		87	50-140			
Etofenprox	< 1.00	1.00 µg/g wet	0.602		96	50-140			
Etoxazole	< 1.00	1.00 µg/g wet	0.602		105	50-140			
Fenoxycarb	0.544	0.010 µg/g wet	0.592		92	50-140			
Fenpyroximate	< 1.00	1.00 µg/g wet	0.596		101	50-140			
Fensulfothion	0.527	0.010 µg/g wet	0.593		89	50-140			
Fenthion	0.545	0.010 µg/g wet	0.586		93	50-140			
Fonicamid	0.729	0.025 µg/g wet	0.596		122	50-140			
Fluopyram	0.555	0.010 µg/g wet	0.602		92	50-140			
Hexythiazox	6.42	1.00 µg/g wet	6.55		98	50-140			
Imazalil	0.494	0.010 µg/g wet	0.602		82	50-140			
Imidacloprid	0.545	0.010 µg/g wet	0.596		91	50-140			
Iprodione	5.85	0.500 µg/g wet	6.49		90	50-140			
Kinoprene	5.51	1.25 µg/g wet	6.49		85	50-140			
Kresoxim-methyl	0.550	0.150 µg/g wet	0.602		91	50-140			
Malathion	0.540	0.010 µg/g wet	0.596		91	50-140			
Metaxyl	0.617	0.010 µg/g wet	0.590		104	50-140			
Methiocarb	0.765	0.010 µg/g wet	0.602		127	50-140			
Methomyl	0.870	0.025 µg/g wet	0.602		145	50-140			SPK1
Methoprene	7.22	1.00 µg/g wet	6.55		110	50-140			
Methyl parathion	6.94	1.00 µg/g wet	6.43		108	50-140			
Mevinphos	0.598	0.025 µg/g wet	0.593		101	50-140			
MGK-264	6.70	1.00 µg/g wet	6.61		101	50-140			
Myclobutanil	0.564	0.010 µg/g wet	0.602		94	50-140			
Naled	4.96	1.00 µg/g wet	6.49		76	50-140			
Novaluron	0.621	0.025 µg/g wet	0.602		103	50-140			
Oxamyl	6.83	1.50 µg/g wet	6.49		105	50-140			
Paclobutrazol	0.527	0.010 µg/g wet	0.602		88	50-140			
Permethrin	6.48	2.00 µg/g wet	6.55		99	50-140			
Phenothrin	5.91	5.00 µg/g wet	6.55		90	50-140			
Phosmet	5.82	1.00 µg/g wet	6.61		88	50-140			
Piperonyl butoxide	6.49	1.25 µg/g wet	6.61		98	50-140			
Pirimicarb	0.599	0.010 µg/g wet	0.593		101	50-140			
Prallethrin	< 1.00	1.00 µg/g wet	0.596		106	50-140			
Propiconazole	< 1.00	1.00 µg/g wet	0.602		98	50-140			
Propoxur	0.684	0.010 µg/g wet	0.602		114	50-140			
Pyraclostrobin	0.544	0.010 µg/g wet	0.602		90	50-140			
Pyrethrin	1.16	1.00 µg/g wet	1.19		97	50-140			
Pyridaben	0.477	0.020 µg/g wet	0.602		79	50-140			
Resmethrin	0.498	0.050 µg/g wet	0.590		84	50-140			
Spinetoram	0.559	0.010 µg/g wet	0.596		94	50-140			
Spinosad	0.557	0.010 µg/g wet	0.591		94	50-140			
Spirodiclofen	6.46	1.00 µg/g wet	6.67		97	50-140			
Spiromesifen	6.37	1.00 µg/g wet	6.55		97	50-140			
Spirotetramat	0.572	0.010 µg/g wet	0.596		96	50-140			

*Christina R. Beck*

## APPENDIX 2: QUALITY CONTROL RESULTS

**REPORTED TO PROJECT** Christina Lake Cannabis Corp.  
Cannabis Testing

**WORK ORDER REPORTED** 21B1469  
2021-03-03 10:32

Analyte	Result	RL Units	Spike Level	Source Result	% REC	REC Limit	% RPD	RPD Limit	Qualifier
---------	--------	----------	-------------	---------------	-------	-----------	-------	-----------	-----------

**Pesticides, Herbicides, and Fungicides, Batch B1B2322, Continued**

**LCS (B1B2322-BS1), Continued**

Prepared: 2021-02-25, Analyzed: 2021-03-01

Spiroxamine	< 1.00	1.00 µg/g wet	0.596		90	50-140			
Tebuconazole	0.559	0.010 µg/g wet	0.602		93	50-140			
Tebufenozide	0.561	0.010 µg/g wet	0.592		95	50-140			
Teflubenzuron	0.586	0.025 µg/g wet	0.596		98	50-140			
Tetrachlorvinphos	0.578	0.010 µg/g wet	0.602		96	50-140			
Tetramethrin	< 1.00	1.00 µg/g wet	0.596		100	50-140			
Thiacloprid	0.564	0.010 µg/g wet	0.596		95	50-140			
Thiamethoxam	0.622	0.010 µg/g wet	0.602		103	50-140			
Thiophanate methyl	< 1.00	1.00 µg/g wet	0.587		98	50-140			
Trifloxystrobin	0.531	0.010 µg/g wet	0.602		88	50-140			

**Duplicate (B1B2322-DUP1)**

Source: 21B1469-01

Prepared: 2021-02-25, Analyzed: 2021-03-01

Abamectin	< 0.250	0.250 µg/g wet		< 0.250				30	
Endosulfan sulfate	< 2.50	2.50 µg/g wet		< 2.50				30	
Acephate	< 0.050	0.050 µg/g wet		< 0.050				30	
Endosulfan-alpha	< 2.50	2.50 µg/g wet		< 2.50				30	
Acetamiprid	< 0.050	0.050 µg/g wet		< 0.050				30	
Endosulfan-beta	< 2.50	2.50 µg/g wet		< 2.50				30	
Acequinocyl	< 1.00	1.00 µg/g wet		< 1.00				30	
Etridiazole	< 0.150	0.150 µg/g wet		< 0.150				30	
Aldicarb	< 0.500	0.500 µg/g wet		< 0.500				30	
Fenvalerate	< 2.50	2.50 µg/g wet		< 2.50				30	
Allethrin	< 0.100	0.100 µg/g wet		< 0.100				30	
Azadirachtin	< 0.500	0.500 µg/g wet		< 0.500				30	
Fipronil	< 0.010	0.010 µg/g wet		< 0.010				30	
Azoxystrobin	< 0.010	0.010 µg/g wet		< 0.010				30	
Fludioxonil	< 0.010	0.010 µg/g wet		< 0.010				30	
Benzovindiflupyr	< 0.010	0.010 µg/g wet		< 0.010				30	
Quintozene	< 0.500	0.500 µg/g wet		< 0.500				30	
Bifenazate	< 0.010	0.010 µg/g wet		< 0.010				30	
Bifenthrin	< 5.00	5.00 µg/g wet		< 5.00				30	
Boscalid	< 0.010	0.010 µg/g wet		< 0.010				30	
Buprofezin	< 1.00	1.00 µg/g wet		< 1.00				30	
Carbaryl	< 0.025	0.025 µg/g wet		< 0.025				30	
Carbofuran	< 0.010	0.010 µg/g wet		< 0.010				30	
Chlorantraniliprole	< 1.00	1.00 µg/g wet		< 1.00				30	
Chlorfenapyr	< 1.50	1.50 µg/g wet		< 1.50				30	
Chlorpyrifos	< 0.500	0.500 µg/g wet		< 0.500				30	
Clofentezine	< 0.010	0.010 µg/g wet		< 0.010				30	
Clothianidin	< 0.025	0.025 µg/g wet		< 0.025				30	
Coumaphos	< 0.010	0.010 µg/g wet		< 0.010				30	
Cyantraniliprole	< 0.010	0.010 µg/g wet		< 0.010				30	
Cyfluthrin (I, II, III, IV)	< 2.00	2.00 µg/g wet		< 2.00				30	
Cypermethrin	< 2.00	2.00 µg/g wet		< 2.00				30	
Cyprodinil	< 0.010	0.010 µg/g wet		< 0.010				30	
Daminozide	< 1.00	1.00 µg/g wet		< 1.00				30	
Deltamethrin	< 4.00	4.00 µg/g wet		< 4.00				30	
Diazinon	< 1.00	1.00 µg/g wet		< 1.00				30	
Dichlorvos	< 0.050	0.050 µg/g wet		< 0.050				30	
Dimethoate	< 0.010	0.010 µg/g wet		< 0.010				30	
Dimethomorph	< 1.00	1.00 µg/g wet		< 1.00				30	
Dinotefuran	< 0.050	0.050 µg/g wet		< 0.050				30	
Dodemorph	< 1.00	1.00 µg/g wet		< 1.00				30	
Ethoprop	< 0.010	0.010 µg/g wet		< 0.010				30	
Etofenprox	< 1.00	1.00 µg/g wet		< 1.00				30	
Etoazole	< 1.00	1.00 µg/g wet		< 1.00				30	

*Christina B. Beck*

## APPENDIX 2: QUALITY CONTROL RESULTS

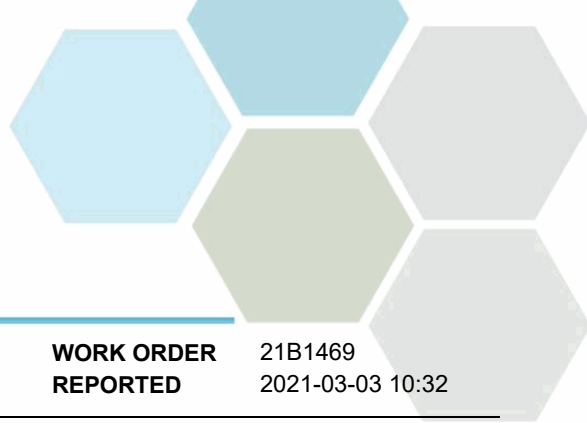
**REPORTED TO PROJECT** Christina Lake Cannabis Corp.  
Cannabis Testing

**WORK ORDER REPORTED** 21B1469  
2021-03-03 10:32

Analyte	Result	RL Units	Spike Level	Source Result	% REC	REC Limit	% RPD	RPD Limit	Qualifier
<b>Pesticides, Herbicides, and Fungicides, Batch B1B2322, Continued</b>									
<b>Duplicate (B1B2322-DUP1), Continued</b>		<b>Source: 21B1469-01</b>		<b>Prepared: 2021-02-25, Analyzed: 2021-03-01</b>					
Fenoxycarb	< 0.010	0.010 µg/g wet		< 0.010				30	
Fenpyroximate	< 1.00	1.00 µg/g wet		< 1.00				30	
Fensulfothion	< 0.010	0.010 µg/g wet		< 0.010				30	
Fenthion	< 0.010	0.010 µg/g wet		< 0.010				30	
Flonicamid	< 0.025	0.025 µg/g wet		< 0.025				30	
Fluopyram	< 0.010	0.010 µg/g wet		< 0.010				30	
Hexythiazox	< 1.00	1.00 µg/g wet		< 1.00				30	
Imazalil	< 0.010	0.010 µg/g wet		< 0.010				30	
Imidacloprid	< 0.010	0.010 µg/g wet		< 0.010				30	
Iprodione	< 0.500	0.500 µg/g wet		< 0.500				30	
Kinoprene	< 1.25	1.25 µg/g wet		< 1.25				30	
Kresoxim-methyl	< 0.150	0.150 µg/g wet		< 0.150				30	
Malathion	< 0.010	0.010 µg/g wet		< 0.010				30	
Metalaxyl	< 0.010	0.010 µg/g wet		< 0.010				30	
Methiocarb	< 0.010	0.010 µg/g wet		< 0.010				30	
Methomyl	< 0.025	0.025 µg/g wet		< 0.025				30	
Methoprene	< 1.00	1.00 µg/g wet		< 1.00				30	
Methyl parathion	< 1.00	1.00 µg/g wet		< 1.00				30	
Mevinphos	< 0.025	0.025 µg/g wet		< 0.025				30	
MGK-264	< 1.00	1.00 µg/g wet		< 1.00				30	
Myclobutanil	< 0.010	0.010 µg/g wet		< 0.010				30	
Naled	< 1.00	1.00 µg/g wet		< 1.00				30	
Novaluron	< 0.025	0.025 µg/g wet		< 0.025				30	
Oxamyl	< 1.50	1.50 µg/g wet		< 1.50				30	
Paclobutrazol	< 0.010	0.010 µg/g wet		< 0.010				30	
Permethrin	< 2.00	2.00 µg/g wet		< 2.00				30	
Phenothrin	< 5.00	5.00 µg/g wet		< 5.00				30	
Phosmet	< 1.00	1.00 µg/g wet		< 1.00				30	
Piperonyl butoxide	< 1.25	1.25 µg/g wet		< 1.25				30	
Pirimicarb	< 0.010	0.010 µg/g wet		< 0.010				30	
Prallethrin	< 1.00	1.00 µg/g wet		< 1.00				30	
Propiconazole	< 1.00	1.00 µg/g wet		< 1.00				30	
Propoxur	< 0.010	0.010 µg/g wet		< 0.010				30	
Pyraclostrobin	< 0.010	0.010 µg/g wet		< 0.010				30	
Pyrethrin	< 1.00	1.00 µg/g wet		< 1.00				30	
Pyridaben	< 0.020	0.020 µg/g wet		< 0.020				30	
Resmethrin	< 0.050	0.050 µg/g wet		< 0.050				30	
Spinetoram	< 0.010	0.010 µg/g wet		< 0.010				30	
Spinosad	< 0.010	0.010 µg/g wet		< 0.010				30	
Spinosyn A	< 0.010	0.010 µg/g wet		< 0.010				30	
Spinosyn D	< 0.010	0.010 µg/g wet		< 0.010				30	
Spirodiclofen	< 1.00	1.00 µg/g wet		< 1.00				30	
Spiromesifen	< 1.00	1.00 µg/g wet		< 1.00				30	
Spirotetramat	< 0.010	0.010 µg/g wet		< 0.010				30	
Spiroxamine	< 1.00	1.00 µg/g wet		< 1.00				30	
Tebuconazole	< 0.010	0.010 µg/g wet		< 0.010				30	
Tebufenozide	< 0.010	0.010 µg/g wet		< 0.010				30	
Teflubenzuron	< 0.025	0.025 µg/g wet		< 0.025				30	
Tetrachlorvinphos	< 0.010	0.010 µg/g wet		< 0.010				30	
Tetramethrin	< 1.00	1.00 µg/g wet		< 1.00				30	
Thiacloprid	< 0.010	0.010 µg/g wet		< 0.010				30	
Thiamethoxam	< 0.010	0.010 µg/g wet		< 0.010				30	
Thiophanate methyl	< 1.00	1.00 µg/g wet		< 1.00				30	
Trifloxystrobin	< 0.010	0.010 µg/g wet		< 0.010				30	

**Residual Solvents, Batch B1C0086**

*Christina R. Bell*



## APPENDIX 2: QUALITY CONTROL RESULTS

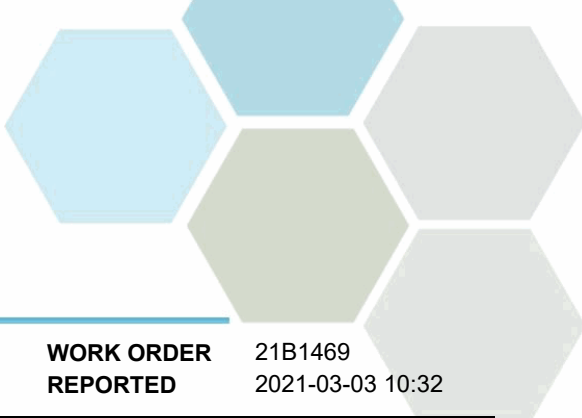
**REPORTED TO PROJECT** Christina Lake Cannabis Corp.  
Cannabis Testing

**WORK ORDER REPORTED** 21B1469  
2021-03-03 10:32

Analyte	Result	RL Units	Spike Level	Source Result	% REC	REC Limit	% RPD	RPD Limit	Qualifier
<b>Residual Solvents, Batch B1C0086, Continued</b>									
<b>Blank (B1C0086-BLK1)</b>					Prepared: 2021-03-01, Analyzed: 2021-03-02				
Acetone	< 5000	5000 µg/g wet							
Anisole	< 5000	5000 µg/g wet							
1-Butanol	< 5000	5000 µg/g wet							
2-Butanol	< 5000	5000 µg/g wet							
n-Butyl Acetate	< 5000	5000 µg/g wet							
Methyl tert-butyl ether	< 5000	5000 µg/g wet							
Ethanol	< 5000	5000 µg/g wet							
Ethyl acetate	< 5000	5000 µg/g wet							
Ethyl ether	< 5000	5000 µg/g wet							
Ethyl Formate	< 5000	5000 µg/g wet							
n-Heptane	< 5000	5000 µg/g wet							
Isobutyl Acetate	< 5000	5000 µg/g wet							
Isopropyl Acetate	< 5000	5000 µg/g wet							
Methyl acetate	< 5000	5000 µg/g wet							
3-Methyl-1-Butanol	< 5000	5000 µg/g wet							
2-Butanone (MEK)	< 5000	5000 µg/g wet							
Isobutanol	< 5000	5000 µg/g wet							
Pentane	< 5000	5000 µg/g wet							
1-Pentanol	< 5000	5000 µg/g wet							
1-Propanol	< 5000	5000 µg/g wet							
Isopropanol	< 5000	5000 µg/g wet							
Propyl Acetate	< 5000	5000 µg/g wet							
<b>LCS (B1C0086-BS1)</b>					Prepared: 2021-03-01, Analyzed: 2021-03-02				
Acetone	6120	5000 µg/g wet	5220		117	60-140			
Anisole	5860	5000 µg/g wet	5220		112	60-140			
1-Butanol	5390	5000 µg/g wet	5220		103	60-140			
2-Butanol	5420	5000 µg/g wet	5220		104	60-140			
n-Butyl Acetate	5980	5000 µg/g wet	5220		115	60-140			
Methyl tert-butyl ether	6250	5000 µg/g wet	5230		120	60-140			
Ethanol	5950	5000 µg/g wet	5220		114	60-140			
Ethyl acetate	5870	5000 µg/g wet	5220		112	60-140			
Ethyl ether	6570	5000 µg/g wet	5230		126	60-140			
Ethyl Formate	6440	5000 µg/g wet	5220		123	60-140			
n-Heptane	5750	5000 µg/g wet	5220		110	60-140			
Isobutyl Acetate	5790	5000 µg/g wet	5220		111	60-140			
Isopropyl Acetate	6050	5000 µg/g wet	5220		116	60-140			
Methyl acetate	6310	5000 µg/g wet	5220		121	60-140			
3-Methyl-1-Butanol	5200	5000 µg/g wet	5220		100	60-140			
2-Butanone (MEK)	6100	5000 µg/g wet	5220		117	60-140			
Isobutanol	5220	5000 µg/g wet	5220		100	60-140			
Pentane	7140	5000 µg/g wet	5220		137	60-140			
1-Pentanol	5320	5000 µg/g wet	5220		102	60-140			
1-Propanol	5680	5000 µg/g wet	5220		109	60-140			
Isopropanol	6270	5000 µg/g wet	5220		120	60-140			
Propyl Acetate	6100	5000 µg/g wet	5220		117	60-140			
<b>Duplicate (B1C0086-DUP1)</b>					Source: 21B1469-01 Prepared: 2021-03-01, Analyzed: 2021-03-02				
Acetone	< 5000	5000 µg/g wet	< 5000			30			
Anisole	< 5000	5000 µg/g wet	< 5000			30			
1-Butanol	< 5000	5000 µg/g wet	< 5000			30			
2-Butanol	< 5000	5000 µg/g wet	< 5000			30			
n-Butyl Acetate	< 5000	5000 µg/g wet	< 5000			30			
Methyl tert-butyl ether	< 5000	5000 µg/g wet	< 5000			30			
Ethanol	59900	5000 µg/g wet	< 5000			30			RA10
Ethyl acetate	< 5000	5000 µg/g wet	< 5000			30			
Ethyl ether	< 5000	5000 µg/g wet	< 5000			30			



*Christina R. Beck*



## APPENDIX 2: QUALITY CONTROL RESULTS

**REPORTED TO PROJECT** Christina Lake Cannabis Corp.  
Cannabis Testing

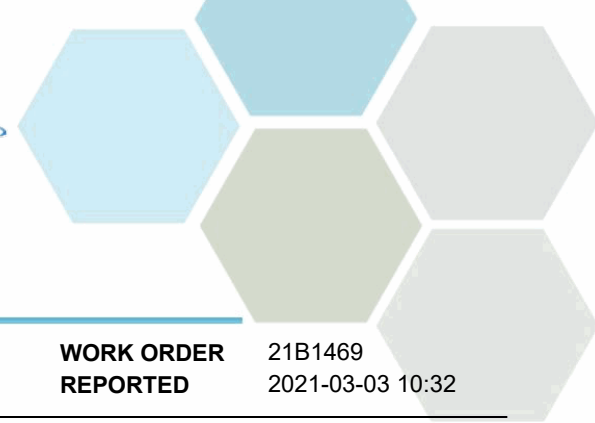
**WORK ORDER REPORTED** 21B1469  
2021-03-03 10:32

Analyte	Result	RL Units	Spike Level	Source Result	% REC	REC Limit	% RPD	RPD Limit	Qualifier
<b>Residual Solvents, Batch B1C0086, Continued</b>									
<b>Duplicate (B1C0086-DUP1), Continued</b>		<b>Source: 21B1469-01</b>		Prepared: 2021-03-01, Analyzed: 2021-03-02					
Ethyl Formate	< 5000	5000 µg/g wet		< 5000				30	
n-Heptane	< 5000	5000 µg/g wet		< 5000				30	
Isobutyl Acetate	< 5000	5000 µg/g wet		< 5000				30	
Isopropyl Acetate	< 5000	5000 µg/g wet		< 5000				30	
Methyl acetate	< 5000	5000 µg/g wet		< 5000				30	
3-Methyl-1-Butanol	< 5000	5000 µg/g wet		< 5000				30	
2-Butanone (MEK)	< 5000	5000 µg/g wet		< 5000				30	
Isobutanol	< 5000	5000 µg/g wet		< 5000				30	
Pentane	< 5000	5000 µg/g wet		< 5000				30	
1-Pentanol	< 5000	5000 µg/g wet		< 5000				30	
1-Propanol	< 5000	5000 µg/g wet		< 5000				30	
Isopropanol	< 5000	5000 µg/g wet		< 5000				30	
Propyl Acetate	< 5000	5000 µg/g wet		< 5000				30	

**QC Qualifiers:**

- BLK Analyte concentration in the Method Blank is above the Reporting Limit (RL).
- RA10 This is an estimated value. The result was over the calibration range and further dilution was not performed at this time.
- SPK1 The recovery of this analyte was outside of established control limits. The data was accepted based on performance of other batch QC.

*Christina B. Beck*



## APPENDIX 3: REVISION HISTORY

REPORTED TO PROJECT	Christina Lake Cannabis Corp. Cannabis Testing			WORK ORDER REPORTED	21B1469 2021-03-03 10:32
Sample ID	Changed	Change	Analysis	Analyte(s)	
21B1469-01	2021-02-18	Added	Canadian Cannabis Regulations - (Opt C) USP - Oil		
21B1469-01	2021-02-18	Added	Metals in Cannabis Preparation		
21B1469-01	2021-02-18	Added	P. aeruginosa, Presence/Absence of		
21B1469-01	2021-02-18	Added	S. aureus, Presence/Absence of		
21B1469-01	2021-03-03	RL Revised	Heavy Metals in Cannabis	Arsenic, Cadmium, Lead, Mercury	

Address: 219 Apex Street,  
 Saskatoon, SK  
 S7R 1C3, Canada

Website: [www.blueskyhempventures.com](http://www.blueskyhempventures.com)  
 Telephone: +1-306-986-3934  
 License #: LIC-YE98D76B6Q-2020

**Product Name and ID: Isolate CBD - ISL21026CBD02**
**Packaged Date:** N/A

**Test Date:** 211122

**3rd Party Lab:** Valens Labs

**Report Date:** 211124

**Storage Conditions:** Maintain in a cool dry environment away from oxidation, heat, moisture or sunlight.

Analysis	Results	Specification	Method Used
Aerobic Colony Count (cfu/g)	< 10	≤ 50,000 cfu/g	L-025-02
Total Yeast and Mould Count (cfu/g)	< 10	≤ 500 cfu/g	L-025-02
Bile Tolerant Gram Negative Bacteria (cfu/g)	< 10	≤ 100 cfu/g	L-025-02
Salmonella (Present/Absent)	Absent	Absent in 25 g	L-019-05
Eschericia coli (cfu/g)	Absent	Absent in 1g	L-019-05
Aflatoxin B1 (ng/g)	< 0.5	< 2 ng/g	L-018-03
Total Aflatoxins (ng/g) (sum of B1, B2, G1, G2)	< 4.0	< 4 ng/g	L-018-03
Arsenic (ppm)	< 0.06	≤ 0.2 ppm	L-003-06
Cadmium (ppm)	< 0.06	≤ 0.2 ppm	L-003-06
Lead (ppm)	< 0.06	≤ 0.5 ppm	L-003-06
Mercury (ppm)	< 0.06	≤ 0.1 ppm	L-003-06
Pesticides (ug/g)	< Reporting Limits	< Reporting Limits	L-015-02
Residual Pentane (%)	0.06	< 0.5 %	L-029-01
Cannabidiol (CBD) (%)	99.49	Report Value (%)	L-026-01
Δ9-Tetrahydrocannabinol (THC) (%)	0.042	Report Value (%)	L-026-01
Tetrahydrocannabinolic Acid (THCA) (%)	< 0.001	Report Value (%)	L-026-01
Total Potential THC (%)	0.042	Report Value (%)	L-026-01

 Questions? Email [bliwiski@blueskyhempventures.com](mailto:bliwiski@blueskyhempventures.com)
**Blue Sky Hemp Ventures Ltd. Products are manufactured in conformance with Health Canada GPP Requirements.**
  
 Brad Liwiski, QAP

  
 Date (YYMMDD)

# Certificate of Analysis



**Blue Sky Hemp Ventures**  
Saskatoon, SK S7R 1C3  
Canada  
ayanko@blueskyhempventures.com

**Valens Labs**  
230 Carion Rd  
Kelowna British Columbia  
Canada  
V4V 2K5



**CALA**  
Testing  
Accreditation No. A4106

**Lab Sample ID** HEM-21112212-01  
**Client SID** ISL21026CBD02  
**Sample Type** Isolate - Hemp

**Date Received** 2021-11-22  
**Date Published** 2021-11-24

## Methods Summary

<b>Cannabinoid Profile L-041</b>	L-041-00 Trace Analysis of THC Content in CBD Isolates by HPLC-DAD. In house method developed using solvent extraction and analysis with HPLC-DAD. Total Potential THC= THC + 0.877*THCA, Total Potential CBD= CBD + 0.877*CBDA
<b>Microbials L-019</b>	L-019-05 Analysis of Microbes in Cannabis by qPCR. Eu. Ph. 5.1.6, 2.6.12, 2.6.13 and 2.6.31 with limits as per Eu. Ph. 5.1.8. E. coli is present/absent in 1 g or 1 mL. Pseudomonas aeruginosa is present/absent in 1 g or 1 mL. Salmonella is present/absent in 25 g or 25 mL. Staphylococcus aureus is present/absent in 1 g or 1 mL.
<b>Microbials L-025</b>	L-025-02 Analysis of Microbes in Cannabis by Plating. Eu. Ph. 5.1.6, 2.6.12, 2.6.13 and 2.6.31 with limits as per Eu. Ph. 5.1.8.
<b>Mycotoxins</b>	L-018-03 Determination of Mycotoxins in Cannabis by LC-MS/MS. In house method developed utilizing interference removal cartridges. Limits as per Eu. Ph. 2.8.18 and 2.8.22. Sum of Alfatoxin B1, B2, G1 and G2 must be less than 4 ng/g. Ochratoxin A must be less than 20 ng/g.
<b>Metals</b>	L-003-06 Determination of Heavy Metals in Cannabis by ICP-MS. Limits as per ICH Q3D limits for Inhalation Products.
<b>Residual Solvents</b>	L-029-01 Determination of Residual Solvents in Cannabis and Hemp Products by GC-MS/MS. Modified from USP 467 using analysis with GC-MS/MS. Limits established by Health Canada.
<b>Pesticides</b>	L-015-02 Determination of Pesticides in Cannabis by LC-MS/MS and GC-MS/MS. In house method developed utilizing QuEChERS cleanup modified from EN 15662. Limits established by Health Canada. * Health Canada limit under review.
<b>Moisture Content</b>	L-021-00 In house method using a Mettler Toledo HE53 Halogen Moisture Analyzer
<b>Cannabinoid Profile L-026</b>	L-026-01 Quantification of Cannabinoids in Isolate Samples by HLPC-DAD. In house method developed using solvent extraction and analysis with HPLC-DAD. Total Potential THC= THC + 0.877*THCA, Total Potential CBD= CBD + 0.877*CBDA

This document shall not be reproduced except in full, without the written approval of Valens Labs.

When both CBD and CBDA are <LOQ, the Total CBD reports as <LOQ

When both delta9 THC and THCA are <LOQ, the Total THC reports as <LOQ

‡ Indicates result out of specification

Responsibilities:

Houssain El Aribi, Ph.D.  
Director, Valens Labs

Published By:

Aaron Wylie  
Lab Analyst, Valens Labs

Page 1 of 5  
HEM-21112212-01

# Results

Cannabinoid Profile - Date Analyzed 2021-11-24		mg/g
Analyte	LOQ	Results
Total Potential THC	N/A	0.4185
Cannabidiol (CBD)	0.0100	994.9441
Delta9-Tetrahydrocannabinol (delta9THC)	0.0100	0.4185
Tetrahydrocannabinolic Acid (THCA)	0.0100	<LOQ

Microbials - Date Analyzed 2021-11-24		CFU/g	
Analyte	LOQ	Results	Limits
Bile Tolerant Gram-Negative	10	<LOQ	100
<i>E.coli</i>	N/A	Absent	
<i>Salmonella</i>	N/A	Absent	
Total Aerobic Count	10	<LOQ	50000
Total Yeast and Mould Count	10	<LOQ	500

Mycotoxins - Date Analyzed 2021-11-24		ppb (ng/g)	
Analyte	LOQ	Results	Limits
Aflatoxin B1	0.5	<LOQ	2.0
Aflatoxin B2	1.0	<LOQ	
Aflatoxin G1	1.0	<LOQ	
Aflatoxin G2	1.0	<LOQ	
Total Aflatoxins	N/A	<LOQ	4.0

Heavy Metals - Date Analyzed 2021-11-24		ppm (µg/g)	
Analyte	LOQ	Results	Limits
Arsenic	0.06	<LOQ	0.20
Cadmium	0.06	<LOQ	0.30
Lead	0.06	<LOQ	0.50
Mercury	0.06	<LOQ	0.10

Residual Solvents - Date Analyzed 2021-11-23		ppm (µg/g)	
Analyte	LOQ	Results	Limits


## Quantified

Pentane	100.0	647.5	5000.0
---------	-------	-------	--------

## Not Quantifiable

1-Butanol	100.0	<LOQ	5000.0
1-Pentanol	500.0	<LOQ	5000.0
1-Propanol	100.0	<LOQ	5000.0
2-Butanol	100.0	<LOQ	5000.0

Responsibilities:



Houssain El Aribi, Ph.D.  
Director, Valens Labs

Published By:




Aaron Wylie  
Lab Analyst, Valens Labs

Page 2 of 5  
HEM-21112212-01

Residual Solvents - Date Analyzed 2021-11-23		ppm (µg/g)	
Analyte	LOQ	Results	Limits
2-Butanone	100.0	<LOQ	5000.0
2-Methyl-1-Propanol	500.0	<LOQ	5000.0
2-Propanol	500.0	<LOQ	5000.0
3-Methyl-1-Butanol	500.0	<LOQ	5000.0
4-Methyl-2-Pentanone	100.0	<LOQ	5000.0
Acetone	100.0	<LOQ	5000.0
Anisole	100.0	<LOQ	5000.0
Butyl Acetate	100.0	<LOQ	5000.0
Diethyl Ether	100.0	<LOQ	5000.0
Ethanol	100.0	<LOQ	5000.0
Ethyl Acetate	100.0	<LOQ	5000.0
Ethyl Formate	100.0	<LOQ	5000.0
Heptane	100.0	<LOQ	5000.0
i-Butane	100.0	<LOQ	5000.0
Isobutyl Acetate	100.0	<LOQ	5000.0
Isopropyl Acetate	100.0	<LOQ	5000.0
Methyl Acetate	100.0	<LOQ	5000.0
n-Butane	100.0	<LOQ	5000.0
Propane	100.0	<LOQ	5000.0
Propyl Acetate	100.0	<LOQ	5000.0
Tert-Butylmethyl Ether	100.0	<LOQ	5000.0

Pesticides - Date Analyzed 2021-11-24		ppm (µg/g)	
Analyte	LOQ	Results	Limits
<b>Not Quantifiable</b>			
Abamectin	0.100	<LOQ	0.250
Acephate	0.010	<LOQ	0.050
Acequinocyl	0.025	<LOQ	*
Acetamiprid	0.010	<LOQ	0.050
Aldicarb	0.050	<LOQ	0.500
Allethrin	0.100	<LOQ	0.100
Azadirachtin	0.100	<LOQ	0.500
Azoxystrobin	0.010	<LOQ	0.010
Benzovindiflupyr	0.010	<LOQ	0.010
Bifenazate	0.010	<LOQ	0.010
Bifenthrin	0.010	<LOQ	*
Boscalid	0.010	<LOQ	*
Buprofezin	0.010	<LOQ	*
Carbaryl	0.010	<LOQ	0.025
Carbofuran	0.010	<LOQ	0.010
Chlorantraniliprole	0.010	<LOQ	*
Chlorphenapyr	0.010	<LOQ	1.500
Chlorpyrifos	0.010	<LOQ	0.500
Clofentezine	0.010	<LOQ	0.010

Responsibilities:



Houssain El Aribi, Ph.D.  
Director, Valens Labs


Published By:



Aaron Wylie  
Lab Analyst, Valens Labs

Pesticides - Date Analyzed 2021-11-24		ppm (µg/g)	
Analyte	LOQ	Results	Limits
Clothianidin	0.010	<LOQ	0.025
Coumaphos	0.010	<LOQ	0.010
Cyantraniliprole	0.010	<LOQ	0.010
Cyfluthrin	0.100	<LOQ	*
Cypermethrin	0.100	<LOQ	*
Cyprodinil	0.010	<LOQ	0.010
Daminozide	0.100	<LOQ	*
Deltamethrin	0.025	<LOQ	*
Diazinon	0.010	<LOQ	*
Dichlorvos	0.010	<LOQ	0.050
Dimethoate	0.010	<LOQ	0.010
Dimethomorph(s)	0.010	<LOQ	*
Dinotefuran	0.010	<LOQ	0.050
Dodemorph	0.010	<LOQ	*
Endosulfan Sulfate	0.025	<LOQ	2.500
Endosulfan-alpha	0.025	<LOQ	2.500
Endosulfan-beta	0.025	<LOQ	2.500
Ethoprofos	0.010	<LOQ	0.010
Etofenprox	0.010	<LOQ	*
Etoxazole	0.010	<LOQ	*
Etridiazole	0.010	<LOQ	0.150
Fenoxycarb	0.010	<LOQ	0.010
Fenpyroximate	0.010	<LOQ	*
Fensulfothion	0.010	<LOQ	0.010
Fenthion	0.010	<LOQ	0.010
Fenvalerate	0.010	<LOQ	*
Fipronil	0.010	<LOQ	0.010
Flonicamid	0.010	<LOQ	0.025
Fludioxonil	0.010	<LOQ	0.010
Fluopyram	0.010	<LOQ	0.010
Hexythiazox	0.010	<LOQ	*
Imazalil	0.010	<LOQ	0.010
Imidacloprid	0.010	<LOQ	0.010
Iprodione	0.010	<LOQ	0.500
Kinoprene	0.200	<LOQ	1.250
Kresoxim-methyl	0.010	<LOQ	0.150
Malathion	0.010	<LOQ	0.010
Metalaxyl	0.010	<LOQ	0.010
Methiocarb	0.010	<LOQ	0.010
Methomyl	0.010	<LOQ	0.025
Methoprene	0.200	<LOQ	*
Mevinphos	0.010	<LOQ	0.025
MGK-264	0.050	<LOQ	*
Myclobutanil	0.010	<LOQ	0.010
Naled	0.010	<LOQ	*

Responsibilities:



Houssain El Aribi, Ph.D.  
Director, Valens Labs

Published By:




Aaron Wylie  
Lab Analyst, Valens Labs

Page 4 of 5  
HEM-21112212-01

Pesticides - Date Analyzed 2021-11-24		ppm (µg/g)		
Analyte	LOQ	Results	Limits	
Novaluron	0.010	<LOQ	0.025	
Oxamyl	0.010	<LOQ	1.500	
Paclobutrazol	0.010	<LOQ	0.010	
Parathion Methyl	0.010	<LOQ	*	
Permethrin(s)	0.025	<LOQ	*	
Phenothrin	0.010	<LOQ	*	
Phosmet	0.010	<LOQ	*	
Piperonyl butoxide	0.010	<LOQ	1.250	
Pirimicarb	0.010	<LOQ	0.010	
Prallethrin	0.050	<LOQ	*	
Propiconazole(s)	0.010	<LOQ	*	
Propoxur	0.010	<LOQ	0.010	
Pyraclostrobin	0.010	<LOQ	0.010	
Pyrethrins	0.050	<LOQ	*	
Pyridaben	0.010	<LOQ	0.020	
Quintozene	0.010	<LOQ	*	
Resmethrin	0.010	<LOQ	0.050	
Spinetoram	0.010	<LOQ	0.010	
Spinosad (A+D)	0.010	<LOQ	0.010	
Spirodiclofen	0.010	<LOQ	*	
Spiromesifen	0.010	<LOQ	*	
Spirotetramat	0.010	<LOQ	0.010	
Spiroxamine	0.010	<LOQ	*	
Tebuconazole	0.010	<LOQ	0.010	
Tebufenozide	0.010	<LOQ	0.010	
Teflubenzuron	0.025	<LOQ	0.025	
Tetramethrin	0.025	<LOQ	*	
Tetraachlorvinphos	0.010	<LOQ	0.010	
Thiacloprid	0.010	<LOQ	0.010	
Thiamethoxam	0.010	<LOQ	0.010	
Thiophanate-methyl	0.010	<LOQ	*	
Trifloxystrobin	0.010	<LOQ	0.010	

Water Content - Date Analyzed 2021-11-24		Water content %
Analyte	Results	
Moisture Content	0.00	

Responsibilities:



Houssain El Aribi, Ph.D.  
Director, Valens Labs

Published By:



Aaron Wylie  
Lab Analyst, Valens Labs