

HIGH NORTH ID:  
00237454  
Date: 2022-09-19  
Certificate: 1663598906



High North Inc.  
241 Hanlan Rd, Unit 7  
Woodbridge, ON, L4L 3R7  
1-416-864-6119  
LIC-P4PNJMAC20-2022

Client: Tricanna Industries Inc.  
202 - 31510 Gill Ave ,  
Mission , BC, V4S 0A1  
Name: Donna  
778-940-3790  
donna@tricanna.com

Strain: BBYY  
Lot: L2209004  
Matrix: Flower  
Sub-matrix: Milled Flower  
Sampled: 2022-09-09  
Received: 2022-09-13

## Certificate of Analysis

<b>Cannabinoid Analysis</b>	LOD (%)	LOQ (%)	wt%	mg/g
Total THC [(THCA x 0.877) + D9-THC]			22.443	224.426
Total CBD [(CBDA x 0.877) + CBD]			0.067	0.674
THCA-A	0.0090	0.03	24.976	249.76
CBGA	0.0041	0.03	1.384	13.842
D9-THC	0.0093	0.03	0.539	5.386
CBG	0.0094	0.03	0.235	2.346
CBDA	0.0100	0.03	0.077	0.768
D8-THC	0.0137	0.03	ND	ND
CBC	0.0060	0.03	ND	ND
CBN	0.0067	0.03	ND	ND
CBD	0.0069	0.03	ND	ND
THCV	0.0093	0.03	ND	ND
CBDV	0.0090	0.03	ND	ND
<b>Total of all quantified cannabinoids:</b>			27.210	272.102

<b>Terpene Analysis</b>	LOD (%)	LOQ (%)	wt%
Farnesene*	0.0009	0.005	0.676
Trans-Caryophyllene	0.0002	0.005	0.4
(R)-(+)-Limonene	0.0001	0.005	0.189
alpha-Bisabolol	0.0003	0.005	0.12
Alpha-Humulene	0.0010	0.005	0.119
Linalool	0.0003	0.005	0.109
Beta-Myrcene	0.0003	0.005	0.106
Terpineol*	0.0001	0.005	0.049
(R)-Endo-(+)-Fenchyl	0.0003	0.005	0.043
Beta-Pinene	0.0002	0.005	0.04
Alpha-Pinene	0.0003	0.005	0.029

Abbreviations: wt% = percentage of weight, CFU = colony forming units, ppm = Parts per million, ppb = Parts per billion, ND = None Detected, BLQ = Below Limit of Quantification, LOQ = Limit of Quantification, LOD = Limit of Detection, RL = Reporting Limit, \* = Mixture of Isomers

Authorized by:

  
Will Zhang, Quality Assurance Specialist

<b>Terpene Analysis</b>	<b>LOD (%)</b>	<b>LOQ (%)</b>	<b>wt%</b>
trans-Nerolidol	0.0004	0.005	0.016
Caryophyllene oxide	0.0008	0.005	0.014
Camphene	0.0002	0.005	0.009
Terpinolene	0.0003	0.005	BLQ
Fenchone*	0.0003	0.005	BLQ
Phytol*	0.0013	0.010	ND
(+)-Cedrol	0.0010	0.005	ND
Guaiol	0.0003	0.005	ND
cis-Nerolidol	0.0003	0.005	ND
Valencene	0.0002	0.005	ND
Eugenol	0.0004	0.010	ND
Alpha-Cedrene	0.0002	0.005	ND
Pulegone	0.0002	0.005	ND
Geranyl acetate	0.0002	0.005	ND
Nerol	0.0002	0.005	ND
Geraniol	0.0007	0.005	ND
Citronellol	0.0003	0.005	ND
Camphor + Borneol*	0.0003	0.010	ND
Isoborneol	0.0002	0.005	ND
Hexahydrothymol	0.0005	0.005	ND
Isopulegol	0.0004	0.005	ND
Sabinene Hydrate	0.0001	0.005	ND
Ocimene*	0.0004	0.005	ND
Gamma-Terpinene	0.0003	0.005	ND
Eucalyptol	0.0007	0.005	ND
p-Cymene	0.0003	0.005	ND
Alpha-Terpinene	0.0003	0.005	ND
(1S)-3-Carene	0.0007	0.005	ND
Alpha-Phellandrene	0.0002	0.005	ND
Sabinene	0.0013	0.005	ND
<b>Total of all quantified terpenes:</b>			<b>1.919</b>

Abbreviations: wt% = percentage of weight, CFU = colony forming units, ppm = Parts per million, ppb = Parts per billion, ND = None Detected, BLQ = Below Limit of Quantification, LOQ = Limit of Quantification, LOD = Limit of Detection, RL = Reporting Limit, \* = Mixture of Isomers

Authorized by:



Will Zhang, Quality Assurance Specialist

---

## Details of Testing

### **Cannabinoid Analysis**

Analysis of 11 Cannabinoids by HPLC & UHPLC

Method LAB-MTD-020: Flower (LOQ 0.06%), Oil (LOQ 0.03%), Concentrates (LOQ 0.6%)

Method LAB-MTD-021: Isolates (LOQ 0.06%)

Method LAB-MTD-023: Tablets & Granules (LOQ 0.025%)

Method LAB-MTD-030: Topicals (LOQ 0.005%)

Method LAB-MTD-039: Determination of 5 Cannabinoids in Cannabis Edibles; Liquid Edibles (LOQ 0.0002%) and Solid Edibles (LOQ 0.005%)

### **Terpene Analysis**

Profile of 42 terpenes by GC/MS

Method LAB-MTD-035: Cannabis Flower, Oil

### **Pesticide Analysis**

Determination of 96 Pesticide Residues by LC/MS/MS and GC/MS/MS

Method LAB-MTD-010: Cannabis Flower, Oil

Method LAB-MTD-040: Determination of EP Pesticide Residue in Cannabis Oil by GCMSMS

Method LAB-MTD-041: Determination of EP Pesticide Residues in Cannabis Flower and Related Products by GCMSMS

### **Mycotoxin Analysis**

Determination of Aflatoxins B1, B2, G1, G2 and Ochratoxin-A by LC/MS/MS

Method LAB-MTD-010: Cannabis Flower, Oil

Method LAB-MTD-029: Tablets

Method LAB-MTD-037: Topicals

### **Heavy Metal Analysis**

Determination of Heavy Metal contamination (Arsenic, Cadmium, Lead & Mercury) by ICP/MS

Method LAB-MTD-027: Cannabis Flower, Oil, Topicals, Tablets

### **Residual Solvents Analysis**

Determination of 24 Residual Solvents by GC/MS

Method LAB-MTD-036: Cannabis Oil

Method LAB-MTD-028: Tablets

### **Determination of Butane and Propane Residual Solvents in Cannabis Oil**

Method LAB-MTD-034 (GC/MS): Cannabis Oil

Information is accurate unless otherwise stated. The results of this report are reflective only to material and product analyzed as received. This report shall not be reproduced, without written approval from High North Laboratories. Test Results are confidential unless explicitly waived otherwise.

---

Abbreviations: wt% = percentage of weight, CFU = colony forming units, ppm = Parts per million, ppb = Parts per billion, ND = None Detected, BLQ = Below Limit of Quantification, LOQ = Limit of Quantification, LOD = Limit of Detection, RL = Reporting Limit, \* = Mixture of Isomers

Authorized by:



Will Zhang, Quality Assurance Specialist

---

## Details of Testing

### **Microbial Analysis, Powdery Mildew & Gender Determination**

Molecular detection and quantitation by PCR & qPCR

Cannabis Flower, Oil, Cannabis-Infused Products

Method MIC-MTD-001 (TAMC, TYMC, BTGN, E.coli, Salmonella, Staph/Pseudomonas)

Method MIC-MTD-005: (Powdery Mildew & Gender Determination)

Method MIC-MTD-006: Determination of Viruses in Cannabis via qPCR and ELISA

### **Moisture Analysis**

Water Activity & Moisture Content (Loss on Drying)

Method LAB-MTD-017 (Loss on Drying; Dry flower only)

Method LAB-MTD-031 (Water activity,  $a_w$ )

### **Foreign Matter Analysis**

Visual/Magnified Inspection for Foreign Matter

Method LAB-MTD-022

### **Total Ash Analysis**

Method LAB-MTD-043: Total Ash by Muffle Furnace in Cannabis Products

Information is accurate unless otherwise stated. The results of this report are reflective only to material and product analyzed as received. This report shall not be reproduced, without written approval from High North Laboratories. Test Results are confidential unless explicitly waived otherwise.

---

Abbreviations: wt% = percentage of weight, CFU = colony forming units, ppm = Parts per million, ppb = Parts per billion, ND = None Detected, BLQ = Below Limit of Quantification, LOQ = Limit of Quantification, LOD = Limit of Detection, RL = Reporting Limit, \* = Mixture of Isomers

Authorized by:



Will Zhang, Quality Assurance Specialist





# Certificate of Analysis

Powered by Confident Cannabis  
1 of 1

CANVAS

Tricanna Industries Inc.

Sample: 2212CVS0962.3087

Mission, BC V4S 0A1

Strain: 50-00126

Batch#: ; Batch Size: g

Sample Received: 12/29/2022; Report Created: 01/02/2023;

Lic. #LIC-9BD008IRGN-2020

BlueberryYumYumL2209004 (3\*0.5g)

Plant, Preroll



## Microbials

Pass

Analyte	Limit	Mass	Status
	CFU/g	CFU/g	
Aerobic Bacteria	20000	ND	Pass
Bile-Tolerant Gram-Negative Bacteria	2000	ND	Pass
E. Coli	0	ND	Pass
Pseudomonas	0	ND	Pass
Salmonella	0	ND	Pass
Staphylococcus aureus	0	ND	Pass
Yeast & Mold	200	ND	Pass

Microbial analysis method for total aerobic bacteria to a detection limit of 100 CFU/g., yeast and mold to a detection limit of 10 CFU/g., Salmonella to a detection limit of 1 CFU/10g. or 1 CFU/25g., E. coli, Salmonella, Pseudomonas aeruginosa, Staphylococcus aureus, bile-tolerant gram-negative bacteria to 1 CFU/g. Procedure reference USP <2021>, USP <2022>, USP <1223>, and EP 5.1.4 and 5.1.8 on request. ND = Not Detected, NR = Not Reported, NT = Not Tested

## Heavy Metals

-

Analyte	LOQ	Limit	Mass	Status
---------	-----	-------	------	--------

## Residual Solvents

-

Analyte	LOQ	Limit	Mass	Status
---------	-----	-------	------	--------

CANVAS



#2D 138 West 6th  
Vancouver, BC  
(604) 449-8505  
<http://www.canvaslabs.ca>  
Lic# LIC-EJBWETMPIL-2022

CANVAS

Dan Kjenner  
Quality Assurance Manager

Confident Cannabis  
All Rights Reserved  
[support@confidentcannabis.com](mailto:support@confidentcannabis.com)  
(866) 506-5866  
[www.confidentcannabis.com](http://www.confidentcannabis.com)



HIGH NORTH ID:  
00191164  
Date: 2022-06-14  
Certificate: 1655210802



High North Inc.  
241 Hanlan Rd, Unit 7  
Woodbridge, ON, L4L 3R7  
1-416-864-6119  
LIC-P4PNJMAC20-2019

Client: Habitat Craft Cannabis Ltd.      Strain: Blueberry Yum Yum  
724 Squilax-Turtle Valley Rd,      Lot: 31899  
Chase, BC, V0E 1M1      Matrix: Flower  
Name: Niki Tusnady      Sub-matrix: Dried Flower  
587-888-2433      Sampled: 2022-06-06  
niki@habitat.life      Received: 2022-06-08

## Certificate of Analysis

<b>Cannabinoid Analysis</b>	LOD (%)	LOQ (%)	wt%	mg/g
Total THC [(THCA x 0.877) + D9-THC]			24.616	246.157
Total CBD [(CBDA x 0.877) + CBD]			0.063	0.634
THCA-A	0.0090	0.03	27.761	277.614
CBGA	0.0041	0.03	1.637	16.371
D9-THC	0.0093	0.03	0.269	2.69
CBG	0.0094	0.03	0.251	2.515
CBDA	0.0100	0.03	0.072	0.723
CBC	0.0060	0.03	ND	ND
D8-THC	0.0137	0.03	ND	ND
CBD	0.0069	0.03	ND	ND
THCV	0.0093	0.03	ND	ND
CBN	0.0067	0.03	ND	ND
CBDV	0.0090	0.03	ND	ND
<b>Total of all quantified cannabinoids:</b>			29.991	299.913

<b>Terpene Analysis</b>	LOD (%)	LOQ (%)	wt%
Farnesene*	0.0009	0.005	0.542
Trans-Caryophyllene	0.0002	0.005	0.457
(R)-(+)-Limonene	0.0001	0.005	0.434
Beta-Myrcene	0.0003	0.005	0.302
Alpha-Humulene	0.0010	0.005	0.148
alpha-Bisabolol	0.0003	0.005	0.125
Linalool	0.0003	0.005	0.125
Beta-Pinene	0.0002	0.005	0.059
Terpineol*	0.0001	0.005	0.055
(R)-Endo-(+)-Fenchyl	0.0003	0.005	0.045
Alpha-Pinene	0.0003	0.005	0.042

Abbreviations: wt% = percentage of weight, CFU = colony forming units, ppm = Parts per million, ppb = Parts per billion, ND = None Detected, BLQ = Below Limit of Quantification, LOQ = Limit of Quantification, LOD = Limit of Detection, RL = Reporting Limit, \* = Mixture of Isomers

Authorized by:

  
We Pledge Quality Assurance Reliance

<b>Terpene Analysis</b>	<b>LOD (%)</b>	<b>LOQ (%)</b>	<b>wt%</b>
trans-Nerolidol	0.0004	0.005	0.018
Camphene	0.0002	0.005	0.013
Caryophyllene oxide	0.0008	0.005	0.011
Terpinolene	0.0003	0.005	0.008
Phytol*	0.0013	0.010	ND
(+)-Cedrol	0.0010	0.005	ND
Guaiol	0.0003	0.005	ND
cis-Nerolidol	0.0003	0.005	ND
Valencene	0.0002	0.005	ND
Eugenol	0.0004	0.010	ND
Alpha-Cedrene	0.0002	0.005	ND
Pulegone	0.0002	0.005	ND
Geranyl acetate	0.0002	0.005	ND
Nerol	0.0002	0.005	ND
Geraniol	0.0007	0.005	ND
Citronellol	0.0003	0.005	ND
Isoborneol	0.0002	0.005	ND
Camphor + Borneol*	0.0003	0.010	ND
Isopulegol	0.0004	0.005	ND
Hexahydrothymol	0.0005	0.005	ND
Fenchone*	0.0003	0.005	ND
Sabinene Hydrate	0.0001	0.005	ND
Ocimene*	0.0004	0.005	ND
Gamma-Terpinene	0.0003	0.005	ND
p-Cymene	0.0003	0.005	ND
Eucalyptol	0.0007	0.005	ND
Alpha-Terpinene	0.0003	0.005	ND
(1S)-3-Carene	0.0007	0.005	ND
Alpha-Phellandrene	0.0002	0.005	ND
Sabinene	0.0013	0.005	ND
<b>Total of all quantified terpenes:</b>			<b>2.384</b>

**Moisture Analysis** 11.76%

Abbreviations: wt% = percentage of weight, CFU = colony forming units, ppm = Parts per million, ppb = Parts per billion, ND = None Detected, BLQ = Below Limit of Quantification, LOQ = Limit of Quantification, LOD = Limit of Detection, RL = Reporting Limit, \* = Mixture of Isomers

Authorized by:

  
 Wai Zhang, County Agriculture Specialist

<b>Mycotoxin Analysis</b>	LOD (ppb)	LOQ (ppb)	RL (ppb)	Result (ppb)	Status
Aflatoxin-B1	1.0	2	2	ND	PASS
Aflatoxin-B2	0.9	2		ND	PASS
Aflatoxin-G1	0.7	2		ND	PASS
Aflatoxin-G2	1.0	2		ND	PASS
<b>Sum of Aflatoxins:</b>			4	0	PASS
Ochratoxin-A	8.7	20	20	ND	PASS

<b>Microbial Analysis</b>	RL (CFU/g)	Result (CFU/g)	Status
Total Aerobic Count	100,000	ND	PASS
Total Yeast and Mold Count	1,000	ND	PASS
Bile-Tolerant Gram-Negative	1,000	ND	PASS
Salmonella		Absent in 10g	PASS
E.coli		Absent in 10g	PASS

<b>Heavy Metals Analysis</b>	LOD (ppm)	LOQ (ppm)	RL (ppm)	Result (ppm)	Status
Arsenic	0.05	0.2	0.2	ND	PASS
Cadmium	0.01	0.05	0.3	ND	PASS
Lead	0.02	0.5	0.5	ND	PASS
Mercury	0.01	0.05	0.1	0.0543	PASS

Abbreviations: wt% = percentage of weight, CFU = colony forming units, ppm = Parts per million, ppb = Parts per billion, ND = None Detected, BLQ = Below Limit of Quantification, LOQ = Limit of Quantification, LOD = Limit of Detection, RL = Reporting Limit, \* = Mixture of Isomers

Authorized by:




100 Zhong-Qing Road, Huzhou, Zhejiang, China

<b>Pesticides Analysis</b>	<b>LOD (ppm)</b>	<b>LOQ (ppm)</b>	<b>RL (ppm)</b>	<b>Result (ppm)</b>	<b>Status</b>
Abamectin	0.0057	0.1	0.1	ND	PASS
Acephate	0.0100	0.02	0.02	ND	PASS
Acequinocyl	0.0115	0.03	0.03	ND	PASS
Acetamiprid	0.0017	0.1	0.1	ND	PASS
Aldicarb	0.0442	1	1	ND	PASS
Allethrin	0.0314	0.2	0.2	ND	PASS
Azadirachtin	0.0729	1	1	ND	PASS
Azoxystrobin	0.0029	0.02	0.02	ND	PASS
Benzovindiflupyr	0.0038	0.02	0.02	ND	PASS
Bifenazate	0.0022	0.02	0.02	ND	PASS
Bifenthrin	0.0660	1	1	ND	PASS
Boscalid	0.0035	0.02	0.02	ND	PASS
Buprofezin	0.0014	0.02	0.02	ND	PASS
Carbaryl	0.0134	0.05	0.05	ND	PASS
Carbofuran	0.0018	0.02	0.02	ND	PASS
Chlorantraniliprole	0.0039	0.02	0.02	ND	PASS
Chlorfenapyr	0.0263	0.05	0.05	ND	PASS
Chlorpyrifos	0.0033	0.04	0.04	ND	PASS
Clofentezine	0.0022	0.02	0.02	ND	PASS
Clothianidin	0.0220	0.05	0.05	ND	PASS
Coumaphos	0.0038	0.02	0.02	ND	PASS
Cyantraniliprole	0.0032	0.02	0.02	ND	PASS
Cyfluthrin	0.0653	0.2	0.2	ND	PASS
Cypermethrin	0.1550	0.3	0.3	ND	PASS
Cyprodinil	0.0139	0.25	0.25	ND	PASS
Daminozide	0.0138	0.1	0.1	ND	PASS
Deltamethrin	0.0060	0.5	0.5	ND	PASS
Diazinon	0.0016	0.02	0.02	ND	PASS
Dichlorvos	0.0072	0.1	0.1	ND	PASS
Dimethoate	0.0053	0.02	0.02	ND	PASS
Dimethomorph	0.0023	0.05	0.05	ND	PASS
Dinotefuran	0.0076	0.1	0.1	ND	PASS
Dodemorph	0.0026	0.05	0.05	ND	PASS
Endosulfan-alpha	0.0357	0.2	0.2	ND	PASS
Endosulfan-beta	0.0173	0.05	0.05	ND	PASS
Endosulfan sulfate	0.0029	0.05	0.05	ND	PASS
Ethoprophos	0.0060	0.02	0.02	ND	PASS
Etofenprox	0.0059	0.05	0.05	ND	PASS
Etoxazole	0.0007	0.02	0.02	ND	PASS
Etridiazol	0.0036	0.03	0.03	ND	PASS
Fenoxycarb	0.0031	0.02	0.02	ND	PASS
Fenpyroximate	0.0008	0.02	0.02	ND	PASS
Fensulfothion	0.0046	0.02	0.02	ND	PASS

Abbreviations: wt% = percentage of weight, CFU = colony forming units, ppm = Parts per million, ppb = Parts per billion, ND = None Detected, BLQ = Below Limit of Quantification, LOQ = Limit of Quantification, LOD = Limit of Detection, RL = Reporting Limit, \* = Mixture of Isomers

Authorized by:



Yolanda, County Administrator

<b>Pesticides Analysis</b>	LOD (ppm)	LOQ (ppm)	RL (ppm)	Result (ppm)	Status
Fenthion	0.0085	0.02	0.02	ND	PASS
Fenvalerate	0.0767	0.1	0.1	ND	PASS
Fipronil	0.0013	0.06	0.06	ND	PASS
Flonicamid	0.0041	0.05	0.05	ND	PASS
Fludioxonil	0.0043	0.02	0.02	ND	PASS
Fluopyram	0.0014	0.02	0.02	ND	PASS
Hexythiazox	0.0016	0.01	0.01	ND	PASS
Imazalil	0.0060	0.05	0.05	ND	PASS
Imidacloprid	0.0018	0.02	0.02	ND	PASS
Iprodione	0.1217	1	1	ND	PASS
Kinoprene	0.1142	0.5	0.5	ND	PASS
Kresoxim-methyl	0.0069	0.02	0.02	ND	PASS
Malathion	0.0041	0.02	0.02	ND	PASS
Metalaxyl	0.0016	0.02	0.02	ND	PASS
Methiocarb	0.0027	0.02	0.02	ND	PASS
Methomyl	0.0093	0.05	0.05	ND	PASS
Methoprene	0.4544	2	2	ND	PASS
Mevinphos	0.0044	0.05	0.05	ND	PASS
MGK-264	0.0035	0.05	0.05	ND	PASS
Myclobutanil	0.0062	0.02	0.02	ND	PASS
Naled	0.0218	0.1	0.1	ND	PASS
Novaluron	0.0019	0.05	0.05	ND	PASS
Oxamyl	0.0123	3	3	ND	PASS
Paclobutrazol	0.0187	0.02	0.02	ND	PASS
Parathion-methyl	0.0312	0.05	0.05	ND	PASS
Permethrin	0.0609	0.5	0.5	ND	PASS
Phenothrin	0.0294	0.05	0.05	ND	PASS
Phosmet	0.0046	0.02	0.02	ND	PASS
Piperonyl butoxide	0.0010	0.2	0.2	ND	PASS
Pirimicarb	0.0020	0.02	0.02	ND	PASS
Prallethrin	0.0097	0.05	0.05	ND	PASS
Propiconazole	0.0687	0.1	0.1	ND	PASS
Propoxur	0.0035	0.02	0.02	ND	PASS
Pyraclostrobin	0.0020	0.02	0.02	ND	PASS
Pyrethrins	0.0135	0.05	0.05	ND	PASS
Pyridaben	0.0010	0.05	0.05	ND	PASS
Quintozene	0.0074	0.02	0.02	ND	PASS
Resmethrin	0.0090	0.1	0.1	ND	PASS
Spinetoram	0.0012	0.02	0.02	ND	PASS
Spinosad	0.0020	0.1	0.1	ND	PASS
Spirodiclofen	0.0140	0.25	0.25	ND	PASS
Spiromesifen	0.0025	3	3	ND	PASS
Spirotetramat	0.0027	0.02	0.02	ND	PASS

Abbreviations: wt% = percentage of weight, CFU = colony forming units, ppm = Parts per million, ppb = Parts per billion, ND = None Detected, BLQ = Below Limit of Quantification, LOQ = Limit of Quantification, LOD = Limit of Detection, RL = Reporting Limit, \* = Mixture of Isomers

Authorized by:




YH Zhang Quality Assurance Specialist

<b>Pesticides Analysis</b>	LOD (ppm)	LOQ (ppm)	RL (ppm)	Result (ppm)	Status
Spiroxamine	0.0013	0.1	0.1	ND	PASS
Tebuconazole	0.0020	0.05	0.05	ND	PASS
Tebufenozide	0.0021	0.02	0.02	ND	PASS
Teflubenzuron	0.0015	0.05	0.05	ND	PASS
Tetrachlorvinphos	0.0026	0.02	0.02	ND	PASS
Tetramethrin	0.0239	0.1	0.1	ND	PASS
Thiacloprid	0.0014	0.02	0.02	ND	PASS
Thiamethoxam	0.0076	0.02	0.02	ND	PASS
Thiophanate-methyl	0.0174	0.05	0.05	ND	PASS
Trifloxystrobin	0.0018	0.02	0.02	ND	PASS

---

Abbreviations: wt% = percentage of weight, CFU = colony forming units, ppm = Parts per million, ppb = Parts per billion, ND = None Detected, BLQ = Below Limit of Quantification, LOQ = Limit of Quantification, LOD = Limit of Detection, RL = Reporting Limit, \* = Mixture of Isomers

Authorized by:



WILSON COUNTY ASSURANCE SERVICES

---

## **Details of Testing**

### **Cannabinoid Analysis**

Analysis of 11 Cannabinoids by HPLC & UHPLC

Method LAB-MTD-020: Flower (LOQ 0.06%), Oil (LOQ 0.03%), Concentrates (LOQ 0.6%)

Method LAB-MTD-021: Isolates (LOQ 0.06%)

Method LAB-MTD-023: Tablets & Granules (LOQ 0.025%)

Method LAB-MTD-030: Topicals (LOQ 0.005%)

Method LAB-MTD-039: Determination of 5 Cannabinoids in Cannabis Edibles; Liquid Edibles (LOQ 0.0002%) and Solid Edibles (LOQ 0.005%)

### **Terpene Analysis**

Profile of 42 terpenes by GC/MS

Method LAB-MTD-035: Cannabis Flower, Oil

### **Pesticide Analysis**

Determination of 96 Pesticide Residues by LC/MS/MS and GC/MS/MS

Method LAB-MTD-010: Cannabis Flower, Oil

Method LAB-MTD-040: Determination of EP Pesticide Residue in Cannabis Oil by GCMSMS

Method LAB-MTD-041: Determination of EP Pesticide Residues in Cannabis Flower and Related Products by GCMSMS

### **Mycotoxin Analysis**

Determination of Aflatoxins B1, B2, G1, G2 and Ochratoxin-A by LC/MS/MS

Method LAB-MTD-010: Cannabis Flower, Oil

Method LAB-MTD-029: Tablets

Method LAB-MTD-037: Topicals

### **Heavy Metal Analysis**

Determination of Heavy Metal contamination (Arsenic, Cadmium, Lead & Mercury) by ICP/MS

Method LAB-MTD-027: Cannabis Flower, Oil, Topicals, Tablets

### **Residual Solvents Analysis**

Determination of 24 Residual Solvents by GC/MS

Method LAB-MTD-036: Cannabis Oil

Method LAB-MTD-028: Tablets

### **Determination of Butane and Propane Residual Solvents in Cannabis Oil**

Method LAB-MTD-034 (GC/MS): Cannabis Oil

Information is accurate unless otherwise stated. The results of this report are reflective only to material and product analyzed as received. This report shall not be reproduced, without written approval from High North Laboratories. Test Results are confidential unless explicitly waived otherwise.

---

Abbreviations: wt% = percentage of weight, CFU = colony forming units, ppm = Parts per million, ppb = Parts per billion, ND = None Detected, BLQ = Below Limit of Quantification, LOQ = Limit of Quantification, LOD = Limit of Detection, RL = Reporting Limit, \* = Mixture of Isomers

Authorized by:

  
Neil Chang, Quality Assurance Specialist



---

## Details of Testing

### **Microbial Analysis, Powdery Mildew & Gender Determination**

Molecular detection and quantitation by PCR & qPCR

Cannabis Flower, Oil, Cannabis-Infused Products

Method MIC-MTD-001 (TAMC, TYMC, BTGN, E.coli, Salmonella, Staph/Pseudomonas)

Method MIC-MTD-005: (Powdery Mildew & Gender Determination)

Method MIC-MTD-006: Determination of Viruses in Cannabis via qPCR and ELISA

### **Moisture Analysis**

Water Activity & Moisture Content (Loss on Drying)

Method LAB-MTD-017 (Loss on Drying; Dry flower only)

Method LAB-MTD-031 (Water activity,  $a_w$ )

### **Foreign Matter Analysis**

Visual/Magnified Inspection for Foreign Matter

Method LAB-MTD-022

### **Total Ash Analysis**


Method LAB-MTD-043: Total Ash by Muffle Furnace in Cannabis Products

Information is accurate unless otherwise stated. The results of this report are reflective only to material and product analyzed as received. This report shall not be reproduced, without written approval from High North Laboratories. Test Results are confidential unless explicitly waived otherwise.

---

Abbreviations: wt% = percentage of weight, CFU = colony forming units, ppm = Parts per million, ppb = Parts per billion, ND = None Detected, BLQ = Below Limit of Quantification, LOQ = Limit of Quantification, LOD = Limit of Detection, RL = Reporting Limit, \* = Mixture of Isomers

Authorized by:

  
The Zhang County Agriculture Department

HIGH NORTH ID:  
00167348  
Date: 2022-04-29  
Certificate: 1651258314



High North Inc.  
241 Hanlan Rd, Unit 7  
Woodbridge, ON, L4L 3R7  
1-416-864-6119  
LIC-P4PNJMAC20-2019

Client: Habitat Craft Cannabis Ltd.      Strain: Blueberry Yum Yum  
724 Squilax-Turtle Valley Rd,      Lot: 29576  
Chase, BC, V0E 1M1      Matrix: Flower  
Name: Niki Tusnady      Sub-matrix: Dried Flower  
587-888-2433      Sampled: 2022-04-13  
niki@habitat.life      Received: 2022-04-25

## Certificate of Analysis

<b>Cannabinoid Analysis</b>	LOD (%)	LOQ (%)	wt%	mg/g
Total THC [(THCA x 0.877) + D9-THC]			22.530	225.295
Total CBD [(CBDA x 0.877) + CBD]			0.074	0.743
THCA-A	0.0090	0.03	25.035	250.351
CBGA	0.0041	0.03	1.923	19.234
D9-THC	0.0093	0.03	0.574	5.737
CBG	0.0094	0.03	0.241	2.414
CBDA	0.0100	0.03	0.085	0.847
CBC	0.0060	0.03	ND	ND
D8-THC	0.0137	0.03	ND	ND
CBN	0.0067	0.03	ND	ND
CBD	0.0069	0.03	ND	ND
THCV	0.0093	0.03	ND	ND
CBDV	0.0090	0.03	ND	ND
<b>Total of all quantified cannabinoids:</b>			27.858	278.583

<b>Terpene Analysis</b>	LOD (%)	LOQ (%)	wt%
Farnesene*	0.0009	0.005	0.566
Trans-Caryophyllene	0.0002	0.005	0.47
(R)-(+)-Limonene	0.0001	0.005	0.36
Beta-Myrcene	0.0003	0.005	0.331
Alpha-Humulene	0.0010	0.005	0.144
alpha-Bisabolol	0.0003	0.005	0.14
Linalool	0.0003	0.005	0.113
Beta-Pinene	0.0002	0.005	0.05
Terpineol*	0.0001	0.005	0.049
(R)-Endo-(+)-Fenchyl	0.0003	0.005	0.043
Alpha-Pinene	0.0003	0.005	0.038

Abbreviations: wt% = percentage of weight, CFU = colony forming units, ppm = Parts per million, ppb = Parts per billion, ND = None Detected, BLQ = Below Limit of Quantification, LOQ = Limit of Quantification, LOD = Limit of Detection, RL = Reporting Limit, \* = Mixture of Isomers

Authorized by:

  
High North Quality Assurance Services

<b>Terpene Analysis</b>	<b>LOD (%)</b>	<b>LOQ (%)</b>	<b>wt%</b>
trans-Nerolidol	0.0004	0.005	0.018
Caryophyllene oxide	0.0008	0.005	0.015
Camphene	0.0002	0.005	0.012
Terpinolene	0.0003	0.005	0.006
Citronellol	0.0003	0.005	BLQ
Fenchone*	0.0003	0.005	BLQ
Phytol*	0.0013	0.010	ND
(+)-Cedrol	0.0010	0.005	ND
Guaiol	0.0003	0.005	ND
cis-Nerolidol	0.0003	0.005	ND
Valencene	0.0002	0.005	ND
Eugenol	0.0004	0.010	ND
Alpha-Cedrene	0.0002	0.005	ND
Pulegone	0.0002	0.005	ND
Geranyl acetate	0.0002	0.005	ND
Nerol	0.0002	0.005	ND
Geraniol	0.0007	0.005	ND
Isoborneol	0.0002	0.005	ND
Camphor + Borneol*	0.0003	0.010	ND
Isopulegol	0.0004	0.005	ND
Hexahydrothymol	0.0005	0.005	ND
Sabinene Hydrate	0.0001	0.005	ND
Ocimene*	0.0004	0.005	ND
Gamma-Terpinene	0.0003	0.005	ND
Eucalyptol	0.0007	0.005	ND
p-Cymene	0.0003	0.005	ND
Alpha-Terpinene	0.0003	0.005	ND
(1S)-3-Carene	0.0007	0.005	ND
Alpha-Phellandrene	0.0002	0.005	ND
Sabinene	0.0013	0.005	ND
<b>Total of all quantified terpenes:</b>			<b>2.355</b>

**Moisture Analysis**                      12.8%

Abbreviations: wt% = percentage of weight, CFU = colony forming units, ppm = Parts per million, ppb = Parts per billion, ND = None Detected, BLQ = Below Limit of Quantification, LOQ = Limit of Quantification, LOD = Limit of Detection, RL = Reporting Limit, \* = Mixture of Isomers

Authorized by:



WELZING Quality Assurance Services

<b>Mycotoxin Analysis</b>	LOD (ppb)	LOQ (ppb)	RL (ppb)	Result (ppb)	Status
Aflatoxin-B1	1.0	2	2	ND	PASS
Aflatoxin-B2	0.9	2		ND	PASS
Aflatoxin-G1	0.7	2		ND	PASS
Aflatoxin-G2	1.0	2		ND	PASS
<b>Sum of Aflatoxins:</b>			4	0	PASS
Ochratoxin-A	8.7	20	20	ND	PASS

<b>Microbial Analysis</b>	RL (CFU/g)	Result (CFU/g)	Status
Total Aerobic Count	100,000	ND	PASS
Total Yeast and Mold Count	1,000	ND	PASS
Bile-Tolerant Gram-Negative	1,000	ND	PASS
Salmonella		Absent in 10g	PASS
E.coli		Absent in 10g	PASS

<b>Heavy Metals Analysis</b>	LOD (ppm)	LOQ (ppm)	RL (ppm)	Result (ppm)	Status
Arsenic	0.05	0.2	0.2	ND	PASS
Cadmium	0.01	0.05	0.3	ND	PASS
Lead	0.02	0.5	0.5	BLQ	PASS
Mercury	0.01	0.05	0.1	BLQ	PASS

Abbreviations: wt% = percentage of weight, CFU = colony forming units, ppm = Parts per million, ppb = Parts per billion, ND = None Detected, BLQ = Below Limit of Quantification, LOQ = Limit of Quantification, LOD = Limit of Detection, RL = Reporting Limit, \* = Mixture of Isomers

Authorized by:



Yel Zheng County Assurance Specialist

<b>Pesticides Analysis</b>	LOD (ppm)	LOQ (ppm)	RL (ppm)	Result (ppm)	Status
Abamectin	0.0057	0.1	0.1	ND	PASS
Acephate	0.0100	0.02	0.02	ND	PASS
Acequinocyl	0.0115	0.03	0.03	ND	PASS
Acetamiprid	0.0017	0.1	0.1	ND	PASS
Aldicarb	0.0442	1	1	ND	PASS
Allethrin	0.0314	0.2	0.2	ND	PASS
Azadirachtin	0.0729	1	1	ND	PASS
Azoxystrobin	0.0029	0.02	0.02	ND	PASS
Benzovindiflupyr	0.0038	0.02	0.02	ND	PASS
Bifenazate	0.0022	0.02	0.02	ND	PASS
Bifenthrin	0.0660	1	1	ND	PASS
Boscalid	0.0035	0.02	0.02	ND	PASS
Buprofezin	0.0014	0.02	0.02	ND	PASS
Carbaryl	0.0134	0.05	0.05	ND	PASS
Carbofuran	0.0018	0.02	0.02	ND	PASS
Chlorantraniliprole	0.0039	0.02	0.02	ND	PASS
Chlorfenapyr	0.0263	0.05	0.05	ND	PASS
Chlorpyrifos	0.0033	0.04	0.04	ND	PASS
Clofentezine	0.0022	0.02	0.02	ND	PASS
Clothianidin	0.0220	0.05	0.05	ND	PASS
Coumaphos	0.0038	0.02	0.02	ND	PASS
Cyantraniliprole	0.0032	0.02	0.02	ND	PASS
Cyfluthrin	0.0653	0.2	0.2	ND	PASS
Cypermethrin	0.1550	0.3	0.3	ND	PASS
Cyprodinil	0.0139	0.25	0.25	ND	PASS
Daminozide	0.0138	0.1	0.1	ND	PASS
Deltamethrin	0.0060	0.5	0.5	ND	PASS
Diazinon	0.0016	0.02	0.02	ND	PASS
Dichlorvos	0.0072	0.1	0.1	ND	PASS
Dimethoate	0.0053	0.02	0.02	ND	PASS
Dimethomorph	0.0023	0.05	0.05	ND	PASS
Dinotefuran	0.0076	0.1	0.1	ND	PASS
Dodemorph	0.0026	0.05	0.05	ND	PASS
Endosulfan-alpha	0.0357	0.2	0.2	ND	PASS
Endosulfan-beta	0.0173	0.05	0.05	ND	PASS
Endosulfan sulfate	0.0029	0.05	0.05	ND	PASS
Ethoprophos	0.0060	0.02	0.02	ND	PASS
Etofenprox	0.0059	0.05	0.05	ND	PASS
Etoxazole	0.0007	0.02	0.02	ND	PASS
Etridiazol	0.0036	0.03	0.03	ND	PASS
Fenoxycarb	0.0031	0.02	0.02	ND	PASS
Fenpyroximate	0.0008	0.02	0.02	ND	PASS
Fensulfothion	0.0046	0.02	0.02	ND	PASS

Abbreviations: wt% = percentage of weight, CFU = colony forming units, ppm = Parts per million, ppb = Parts per billion, ND = None Detected, BLQ = Below Limit of Quantification, LOQ = Limit of Quantification, LOD = Limit of Detection, RL = Reporting Limit, \* = Mixture of Isomers

Authorized by:



Yee Cheung, Quality Assurance Personnel

<b>Pesticides Analysis</b>	LOD (ppm)	LOQ (ppm)	RL (ppm)	Result (ppm)	Status
Fenthion	0.0085	0.02	0.02	ND	PASS
Fenvalerate	0.0767	0.1	0.1	ND	PASS
Fipronil	0.0013	0.06	0.06	ND	PASS
Flonicamid	0.0041	0.05	0.05	ND	PASS
Fludioxonil	0.0043	0.02	0.02	ND	PASS
Fluopyram	0.0014	0.02	0.02	ND	PASS
Hexythiazox	0.0016	0.01	0.01	ND	PASS
Imazalil	0.0060	0.05	0.05	ND	PASS
Imidacloprid	0.0018	0.02	0.02	ND	PASS
Iprodione	0.1217	1	1	ND	PASS
Kinoprene	0.1142	0.5	0.5	ND	PASS
Kresoxim-methyl	0.0069	0.02	0.02	ND	PASS
Malathion	0.0041	0.02	0.02	ND	PASS
Metalaxyl	0.0016	0.02	0.02	ND	PASS
Methiocarb	0.0027	0.02	0.02	ND	PASS
Methomyl	0.0093	0.05	0.05	ND	PASS
Methoprene	0.4544	2	2	ND	PASS
Mevinphos	0.0044	0.05	0.05	ND	PASS
MGK-264	0.0035	0.05	0.05	ND	PASS
Myclobutanil	0.0062	0.02	0.02	ND	PASS
Naled	0.0218	0.1	0.1	ND	PASS
Novaluron	0.0019	0.05	0.05	ND	PASS
Oxamyl	0.0123	3	3	ND	PASS
Paclobutrazol	0.0187	0.02	0.02	ND	PASS
Parathion-methyl	0.0312	0.05	0.05	ND	PASS
Permethrin	0.0609	0.5	0.5	ND	PASS
Phenothrin	0.0294	0.05	0.05	ND	PASS
Phosmet	0.0046	0.02	0.02	ND	PASS
Piperonyl butoxide	0.0010	0.2	0.2	ND	PASS
Pirimicarb	0.0020	0.02	0.02	ND	PASS
Prallethrin	0.0097	0.05	0.05	ND	PASS
Propiconazole	0.0687	0.1	0.1	ND	PASS
Propoxur	0.0035	0.02	0.02	ND	PASS
Pyraclostrobin	0.0020	0.02	0.02	ND	PASS
Pyrethrins	0.0135	0.05	0.05	ND	PASS
Pyridaben	0.0010	0.05	0.05	ND	PASS
Quintozene	0.0074	0.02	0.02	ND	PASS
Resmethrin	0.0090	0.1	0.1	ND	PASS
Spinetoram	0.0012	0.02	0.02	ND	PASS
Spinosad	0.0020	0.1	0.1	ND	PASS
Spirodiclofen	0.0140	0.25	0.25	ND	PASS
Spiromesifen	0.0025	3	3	ND	PASS
Spirotetramat	0.0027	0.02	0.02	ND	PASS

Abbreviations: wt% = percentage of weight, CFU = colony forming units, ppm = Parts per million, ppb = Parts per billion, ND = None Detected, BLQ = Below Limit of Quantification, LOQ = Limit of Quantification, LOD = Limit of Detection, RL = Reporting Limit, \* = Mixture of Isomers

Authorized by:



Wei Zhang, Quality Assurance Specialist

<b>Pesticides Analysis</b>	LOD (ppm)	LOQ (ppm)	RL (ppm)	Result (ppm)	Status
Spiroxamine	0.0013	0.1	0.1	ND	PASS
Tebuconazole	0.0020	0.05	0.05	ND	PASS
Tebufenozide	0.0021	0.02	0.02	ND	PASS
Teflubenzuron	0.0015	0.05	0.05	ND	PASS
Tetrachlorvinphos	0.0026	0.02	0.02	ND	PASS
Tetramethrin	0.0239	0.1	0.1	ND	PASS
Thiacloprid	0.0014	0.02	0.02	ND	PASS
Thiamethoxam	0.0076	0.02	0.02	ND	PASS
Thiophanate-methyl	0.0174	0.05	0.05	ND	PASS
Trifloxystrobin	0.0018	0.02	0.02	ND	PASS

---

Abbreviations: wt% = percentage of weight, CFU = colony forming units, ppm = Parts per million, ppb = Parts per billion, ND = None Detected, BLQ = Below Limit of Quantification, LOQ = Limit of Quantification, LOD = Limit of Detection, RL = Reporting Limit, \* = Mixture of Isomers

Authorized by:



We Zhang, Quality Assurance Specialist

---

## **Details of Testing**

### **Cannabinoid Analysis**

Analysis of 11 Cannabinoids by HPLC & UHPLC

Method LAB-MTD-020: Flower (LOQ 0.06%), Oil (LOQ 0.03%), Concentrates (LOQ 0.6%)

Method LAB-MTD-021: Isolates (LOQ 0.06%)

Method LAB-MTD-023: Tablets & Granules (LOQ 0.025%)

Method LAB-MTD-030: Topicals (LOQ 0.005%)

Method LAB-MTD-039: Determination of 5 Cannabinoids in Cannabis Edibles; Liquid Edibles (LOQ 0.0002%) and Solid Edibles (LOQ 0.005%)

### **Terpene Analysis**

Profile of 42 terpenes by GC/MS

Method LAB-MTD-035: Cannabis Flower, Oil

### **Pesticide Analysis**

Determination of 96 Pesticide Residues by LC/MS/MS and GC/MS/MS

Method LAB-MTD-010: Cannabis Flower, Oil

Method LAB-MTD-040: Determination of EP Pesticide Residue in Cannabis Oil by GCMSMS

Method LAB-MTD-041: Determination of EP Pesticide Residues in Cannabis Flower and Related Products by GCMSMS

### **Mycotoxin Analysis**

Determination of Aflatoxins B1, B2, G1, G2 and Ochratoxin-A by LC/MS/MS

Method LAB-MTD-010: Cannabis Flower, Oil

Method LAB-MTD-029: Tablets

Method LAB-MTD-037: Topicals

### **Heavy Metal Analysis**

Determination of Heavy Metal contamination (Arsenic, Cadmium, Lead & Mercury) by ICP/MS

Method LAB-MTD-027: Cannabis Flower, Oil, Topicals, Tablets

### **Residual Solvents Analysis**

Determination of 24 Residual Solvents by GC/MS

Method LAB-MTD-036: Cannabis Oil

Method LAB-MTD-028: Tablets

### **Determination of Butane and Propane Residual Solvents in Cannabis Oil**

Method LAB-MTD-034 (GC/MS): Cannabis Oil

Information is accurate unless otherwise stated. The results of this report are reflective only to material and product analyzed as received. This report shall not be reproduced, without written approval from High North Laboratories. Test Results are confidential unless explicitly waived otherwise.

---

Abbreviations: wt% = percentage of weight, CFU = colony forming units, ppm = Parts per million, ppb = Parts per billion, ND = None Detected, BLQ = Below Limit of Quantification, LOQ = Limit of Quantification, LOD = Limit of Detection, RL = Reporting Limit, \* = Mixture of Isomers

Authorized by:

  
Wei Zhang, County Administrator Specialist



---

## Details of Testing

### **Microbial Analysis, Powdery Mildew & Gender Determination**

Molecular detection and quantitation by PCR & qPCR

Cannabis Flower, Oil, Cannabis-Infused Products

Method MIC-MTD-001 (TAMC, TYMC, BTGN, E.coli, Salmonella, Staph/Pseudomonas)

Method MIC-MTD-005: (Powdery Mildew & Gender Determination)

Method MIC-MTD-006: Determination of Viruses in Cannabis via qPCR and ELISA

### **Moisture Analysis**

Water Activity & Moisture Content (Loss on Drying)

Method LAB-MTD-017 (Loss on Drying; Dry flower only)

Method LAB-MTD-031 (Water activity,  $a_w$ )

### **Foreign Matter Analysis**

Visual/Magnified Inspection for Foreign Matter

Method LAB-MTD-022

### **Total Ash Analysis**


Method LAB-MTD-043: Total Ash by Muffle Furnace in Cannabis Products

Information is accurate unless otherwise stated. The results of this report are reflective only to material and product analyzed as received. This report shall not be reproduced, without written approval from High North Laboratories. Test Results are confidential unless explicitly waived otherwise.

---

Abbreviations: wt% = percentage of weight, CFU = colony forming units, ppm = Parts per million, ppb = Parts per billion, ND = None Detected, BLQ = Below Limit of Quantification, LOQ = Limit of Quantification, LOD = Limit of Detection, RL = Reporting Limit, \* = Mixture of Isomers

Authorized by:

  
High North Laboratories

## CERTIFICATE OF ANALYSIS

### Client information

Habitat Craft Cannabis Ltd.  
724 Squilax Turtle Valley Road  
Chase, Canada, V0E 1M1

### COA information

COA number **220902\_28365\_PAR7844**  
COA Date **02-Sep-2022**  
Analysis Request ID **PAR7844**

### Sample information

Sample Name **Blueberry Yum Yum**  
Sample ID **37817**  
Laboratory ID **PAT27496**

Sample Receiving Date **29-Aug-2022**  
Receiving Temperature **20°C**

### Results information

Analysis Date	Test	Method Ref.	Results	Units	Specifications
31-Aug-2022	<b>Pseudomonas aeruginosa</b>	EP 2.6.13	<b>Negative</b>	/g	Negative
31-Aug-2022	<b>Staphylococcus aureus</b>	EP 2.6.13	<b>Negative</b>	/g	Negative

Authorized by: Laboratory Manager

Signature:



### Details of testing

1. Results only apply to the items tested and to the sample(s) as received.
2. This report may not be distributed or reproduced except in full.



\*\*\*\*\* This is end of the Certificate of Analysis \*\*\*\*\*

## CERTIFICATE OF ANALYSIS

### Client information

**Habitat Craft Cannabis Ltd.**  
724 Squilax Turtle Valley Road  
Chase, Canada, V0E 1M1

### COA information

COA number **220902\_28380\_PAR7844**  
COA Date **02-Sep-2022**  
Analysis Request ID **PAR7844**

### Sample information

Sample Name **Blueberry Yum Yum**  
Sample ID **37817**  
Laboratory ID **PAT27496**  
Method Ref. **USP561**

Sample Receiving Date **29-Aug-2022**  
Receiving Temperature **20°C**  
Analysis Date **29-Aug-2022**

### Results Information

Foreign Material	Results	Unit	LOQ
Grey Mold and Bud Rot	0	/g	N/A
Insect and Vermin	0	/g	N/A
Other Extraneous substances	0	/g	N/A
Spider Mite	0	/g	N/A
Stalks	0	/g	N/A

Authorized by: Laboratory Manager

Signature:



### Details of testing

1. LOQ- Limit of quantification
2. Results only apply to the items tested and to the sample(s) as received.
3. This report may not be distributed or reproduced except in full.



\*\*\*\*\* This is end of the Certificate of Analysis \*\*\*\*\*

## CERTIFICATE OF ANALYSIS

### Client information

**Habitat Craft Cannabis Ltd.**  
724 Squilax Turtle Valley Road  
Chase, Canada, V0E 1M1

### COA information

COA number **220831\_28105\_PAR7682**  
COA Date **31-Aug-2022**  
Analysis Request ID **PAR7682**

### Sample information

Sample Name **Blueberry Yum Yum**  
Sample ID **37817**  
Laboratory ID **PAT27282**  
Method Ref. **AOAC 2007.01**

Sample Receiving Date **25-Aug-2022**  
Receiving Temperature **21°C**  
Analysis Date **31-Aug-2022**

### Results Information

Aflatoxins	Results	Unit	LOQ
Aflatoxin B1	<0.002	ppm	0.002
Aflatoxin B2	<0.002	ppm	0.002
Aflatoxin G1	<0.002	ppm	0.002
Aflatoxin G2	<0.002	ppm	0.002
Total Aflatoxins (B1,B2,G1,G2)	<0.002	ppm	0.002

Authorized by: Laboratory Manager

Signature: 

### Details of testing

1. LOQ- Limit of quantification
2. Results only apply to the items tested and to the sample(s) as received.
3. This report may not be distributed or reproduced except in full.





## Sample information

Sample Name **Blueberry Yum Yum**  
Sample ID **37817**  
Laboratory ID **PAT27282**  
Method Ref. **PAT-SOP106, USP233**

Sample Receiving Date **25-Aug-2022**  
Receiving Temperature **21°C**  
Analysis Date **29-Aug-2022**

## Results Information

Heavy Metals	Results	Unit	LOQ	Specification
Arsenic	<0.025	ppm	0.025	< 0.2ppm
Cadmium	<0.020	ppm	0.02	< 0.3ppm
Lead	<0.010	ppm	0.01	< 0.5ppm
Mercury	0.077	ppm	0.005	< 0.1ppm

Authorized by: Laboratory Manager

Signature:



## Details of testing

1. LOQ- Limit of quantification
2. Results only apply to the items tested and to the sample(s) as received.
3. This report may not be distributed or reproduced except in full.





## Sample information

Sample Name **Blueberry Yum Yum**  
Sample ID **37817**  
Laboratory ID **PAT27282**  
Method Ref. **5991-8499EN**

Sample Receiving Date **25-Aug-2022**  
Receiving Temperature **21°C**  
Analysis Date **30-Aug-2022**

## Terpenes Profile

Compounds	Results (%w/w)	Results (mg/g)	LOQ(%)
d-Limonene	0.369	3.690	0.001
beta-Caryophyllene	0.315	3.150	0.001
Beta-Myrcene	0.247	2.470	0.001
alpha-Humulene	0.107	1.070	0.001
(-)-alpha-Bisabolol	0.094	0.940	0.001
Linalool	0.094	0.940	0.001
Beta-Pinene	0.092	0.920	0.001
Farnesol 2	0.040	0.400	0.001
1R-endo-Fenchyl-Alcohol	0.030	0.300	0.001
Alpha-Pinene	0.030	0.300	0.001
Valencene	0.029	0.290	0.001
alpha-Terpineol	0.025	0.250	0.001
Farnesol 1	0.020	0.200	0.001
trans-beta-Farnesene	0.012	0.120	0.001
Cedrol	0.011	0.110	0.001
Camphene	0.009	0.090	0.001
cis-beta-Ocimene	0.009	0.090	0.001
Terpinolene	0.008	0.080	0.001
Squalene	0.004	0.040	0.001
Terpinen-4-ol	0.004	0.040	0.001
trans-beta-ocimene	0.002	0.020	0.001
(-)-Guaïol	0.001	0.010	0.001
(-)-Isopulegol	0.001	0.010	0.001
1,8-Cineole (Eucalyptol)	<0.001	<0.010	0.001
alpha-Cedrene	<0.001	<0.010	0.001
Alpha-Terpinene	<0.001	<0.010	0.001
Borneol	<0.001	<0.010	0.001
Carvacrol	0.001	0.010	0.001
cis-Nerolidol	<0.001	<0.010	0.001
Citronellol	0.001	0.010	0.001
Delta-3-Carene	0.001	0.010	0.001
gamma-Terpinene	0.001	0.010	0.001
Geraniol	<0.001	<0.010	0.001
Isoborneol	<0.001	<0.010	0.001
Menthol	0.001	0.010	0.001
m-Isopropyltoluene	<0.001	<0.010	0.001
Nerol	<0.001	<0.010	0.001
o-Isopropyltoluene	<0.001	<0.010	0.001
Phytane	0.001	0.010	0.001
p-Isopropyltoluene (p-Cymene)	<0.001	<0.010	0.001
Sabinene	<0.001	<0.010	0.001
Sabinene hydrate	0.001	0.010	0.001



Compounds	Results (%w/w)	Results (mg/g)	LOQ(%)
Thymol	0.001	0.010	0.001
trans-Nerolidol	0.001	0.010	0.001
<b>Total Terpenes</b>	<b>1.562</b>	<b>15.620</b>	

Authorized by: Laboratory Manager

Signature:



## Details of testing

1. LOQ- Limit of quantification
2. % w/w: percent (weight of analyte/ weight of product)
3. Results only apply to the items tested and to the sample(s) as received.
4. This report may not be distributed or reproduced except in full



## Sample information

Sample Name	<b>Blueberry Yum Yum</b>	Sample Receiving Date	<b>25-Aug-2022</b>
Sample ID	<b>37817</b>	Receiving Temperature	<b>21°C</b>
Laboratory ID	<b>PAT27282</b>	Analysis Date	<b>31-Aug-2022</b>
Method Ref.	<b>AOAC 2007.01</b>		

## Pesticides Dried Cannabis Results Information

Compound Detected	Results (ppm)	Canada	RDL
No Compounds Detected			

Compounds Not Detected	Results (ppm)	Canada	RDL
Abamectin	ND	0.1	0.02
Acephate	ND	0.02	0.02
Acequinocyl	ND	0.03	0.02
Acetamiprid	ND	0.1	0.02
Aldicarb	ND	1	0.02
Allethrin	ND	0.2	0.02
Azadirachtin	ND	1	0.02
Azoxystrobin	ND	0.02	0.01
Benzovindiflupyr	ND	0.02	0.01
Bifenazate	ND	0.02	0.02
Bifenthrin	ND	1	0.02
Boscalid	ND	0.02	0.01
Buprofezin	ND	0.02	0.01
Carbaryl	ND	0.05	0.02
Carbofuran	ND	0.02	0.01
Chlorantraniliprole	ND	0.02	0.01
Chlorphenapyr	ND	0.05	0.05
Chlorpyrifos	ND	0.04	0.01
Clofentezine	ND	0.02	0.01
Clothianidin	ND	0.05	0.02
Coumaphos	ND	0.02	0.01
Cyantraniliprole	ND	0.02	0.01
Cyfluthrin	ND	0.2	0.1
Cypermethrin	ND	0.3	0.02
Cyprodinil	ND	0.25	0.02
Daminozide	ND	0.1	0.05
Deltamethrin	ND	0.5	0.02
Diazinon	ND	0.02	0.01
Dichlorvos	ND	0.1	0.02
Dimethoate	ND	0.02	0.01
Dimethomorph	ND	0.05	0.02
Dinotefuran	ND	0.1	0.02
Dodemorph	ND	0.05	0.02
Endosulfan sulfate	ND	0.05	0.02
Endosulfan-alpha	ND	0.2	0.1
Endosulfan-beta	ND	0.05	0.01
Ethoprofos	ND	0.02	0.01
Etofenprox	ND	0.05	0.01
Etoxazole	ND	0.02	0.01
Etridiazole	ND	0.03	0.01



Compounds Not Detected	Results (ppm)	Canada	RDL
Fenoxycarb	ND	0.02	0.01
Fenpyroximate	ND	0.02	0.02
Fensulfothion	ND	0.02	0.01
Fenthion	ND	0.02	0.01
Fenvalerate	ND	0.1	0.05
Fipronil	ND	0.06	0.01
Flonicamid	ND	0.05	0.02
Fludioxonil	ND	0.02	0.01
Fluopyram	ND	0.02	0.01
Hexythiazox	ND	0.01	0.01
Imazalil	ND	0.05	0.01
Imidacloprid	ND	0.02	0.01
Iprodione	ND	1	0.5
Kinoprene	ND	0.5	0.05
Kresoxim-methyl	ND	0.02	0.01
Malathion	ND	0.02	0.01
Metalaxyl	ND	0.02	0.01
Methiocarb	ND	0.02	0.01
Methomyl	ND	0.05	0.02
Methoprene	ND	2	0.5
Mevinphos	ND	0.05	0.02
MGK-264	ND	0.05	0.02
Myclobutanil	ND	0.02	0.01
Naled	ND	0.1	0.02
Novaluron	ND	0.05	0.02
Oxamyl	ND	3	0.02
Paclobutrazol	ND	0.02	0.01
Parathion-methyl	ND	0.05	0.02
Permethrin	ND	0.5	0.1
Phenothrin	ND	0.05	0.02
Phosmet	ND	0.02	0.01
Piperonyl butoxide	ND	0.2	0.02
Pirimicarb	ND	0.02	0.01
Prallethrin	ND	0.05	0.02
Propiconazole	ND	0.1	0.01
Propoxur	ND	0.02	0.01
Pyraclostrobin	ND	0.02	0.01
Pyrethrins	ND	0.05	0.025
Pyridaben	ND	0.05	0.02
Quintozene	ND	0.02	0.01
Resmethrin	ND	0.1	0.02
Spinetoram	ND	0.02	0.01
Spinosad	ND	0.1	0.01
Spirodiclofen	ND	0.25	0.02
Spiromesifen	ND	3	0.02
Spirotetramat	ND	0.02	0.02
Spiroxamine	ND	0.1	0.01
Tebuconazole	ND	0.05	0.01
Tebufenozide	ND	0.02	0.01
Teflubenzuron	ND	0.05	0.02
Tetrachlorvinphos	ND	0.02	0.01
Tetramethrin	ND	0.1	0.02
Thiacloprid	ND	0.02	0.01
Thiamethoxam	ND	0.02	0.01

Compounds Not Detected	Results (ppm)	Canada	RDL
Thiophanate-methyl	ND	0.05	0.02
Trifloxystrobin	ND	0.02	0.01

Authorized by: Laboratory Manager

Signature:



### Details of testing

1. ppm (w/w): parts per million by weight, MRL: Maximum residue limits, RDL: Reporting detection limits
2. The compounds are ND (not detected) at or above the RDL
3. Health Canada and/or United States MRL are taken from Health Canada & Global MRL Database (where applicable) on the date of COA preparation
4. Results only apply to the items tested and to the sample(s) as received.
5. This report may not be distributed or reproduced except in full



\*\*\*\*\* This is end of the Certificate of Analysis \*\*\*\*\*

## CERTIFICATE OF ANALYSIS

### Client information

**Habitat Craft Cannabis Ltd.**  
724 Squilax Turtle Valley Road  
Chase, Canada, V0E 1M1

### COA information

COA number           **220831\_28145\_PAR7682**  
COA Date              **31-Aug-2022**  
Analysis Request ID   **PAR7682**

### Sample information

Sample Name    **Blueberry Yum Yum**  
Sample ID       **37817**  
Laboratory ID   **PAT27282**

Sample Receiving Date   **25-Aug-2022**  
Receiving Temperature   **21°C**

### Results information

Analysis Date	Test	Method Ref.	Results	Units	Specifications
30-Aug-2022	<b>Yeast and Mold Count</b>	USP 61	<b>400</b>	CFU/g	<1000
30-Aug-2022	<b>Bile-Tolerant Gram Negative Bacteria</b>	PAT-AM-002	<b>&lt;100</b>	CFU/g	<1000
30-Aug-2022	<b>Aerobic Microbial Count</b>	USP 61	<b>&lt;100</b>	CFU/g	<100000
30-Aug-2022	<b>Escherichia coli</b>	PAT-AM-003	<b>Negative</b>	/g	Negative
30-Aug-2022	<b>Salmonella spp.</b>	USP 62	<b>Negative</b>	/25g	Negative

Authorized by: Laboratory Manager

Signature: 

### Details of testing

1. Results only apply to the items tested and to the sample(s) as received.
2. This report may not be distributed or reproduced except in full.



\*\*\*\*\* This is end of the Certificate of Analysis \*\*\*\*\*

## CERTIFICATE OF ANALYSIS

### Client information

**Habitat Craft Cannabis Ltd.**  
724 Squilax Turtle Valley Road  
Chase, Canada, V0E 1M1

### COA information

COA number **220830\_27982\_PAR7682**  
COA Date **30-Aug-2022**  
Analysis Request ID **PAR7682**

### Sample information

Sample Name **Blueberry Yum Yum**  
Sample ID **37817**  
Laboratory ID **PAT27282**

Sample Receiving Date **25-Aug-2022**  
Receiving Temperature **21°C**

### Results information

Analysis Date	Test	Method Ref.	Results	Units
29-Aug-2022	Moisture	USP 731	12.92	%

Authorized by: Laboratory Manager

Signature:



### Details of testing

1. Results only apply to the items tested and to the sample(s) as received.
2. This report may not be distributed or reproduced except in full.





### Sample information

Sample Name	<b>Blueberry Yum Yum</b>	Sample Receiving Date	<b>25-Aug-2022</b>
Sample ID	<b>37817</b>	Receiving Temperature	<b>21°C</b>
Laboratory ID	<b>PAT27282</b>	Analysis Date	<b>29-Aug-2022</b>
Method Ref.	<b>5991-9285EN</b>		

### Cannabinoids Profile

Compounds	Results (%w/w)	Results (mg/g)	LOQ(%)
CBC	<0.010	<0.100	0.010
CBD	<0.010	<0.100	0.010
CBDA	0.039	0.390	0.010
CBDV	<0.010	<0.100	0.010
CBG	0.195	1.950	0.010
CBGA	1.200	12.000	0.010
CBN	<0.010	<0.100	0.010
D8-THC	<0.010	<0.100	0.010
D9-THC	0.469	4.690	0.010
THCA-A	26.243	262.430	0.010
THCV	<0.010	<0.100	0.010
<b>Total THC</b>	<b>23.484</b>	<b>234.841</b>	
<b>Total CBD</b>	<b>0.034</b>	<b>0.342</b>	

**23.484%**  
Total THC

**0.034%**  
Total CBD

Total THC = THC + (THCA\*0.877), Total CBD = CBD + (CBDA\*0.877)  
Total THC/CBD is calculated using the formulas to take into account the loss of carboxyl group during decarboxylation step.

Authorized by: Laboratory Manager

Signature: 

### Details of testing

1. LOQ- Limit of quantification
2. % w/w: percent (weight of analyte/ weight of product)
3. Results only apply to the items tested and to the sample(s) as received.
4. This report may not be distributed or reproduced except in full



\*\*\*\*\* This is end of the Certificate of Analysis \*\*\*\*\*

HIGH NORTH ID:  
00273627  
Date: 2022-12-07  
Certificate: 1670445488



High North Inc.  
241 Hanlan Rd, Unit 7  
Woodbridge, ON, L4L 3R7  
1-416-864-6119  
LIC-P4PNJMAC20-2022

Client: Tricanna Industries Inc.  
202 - 31510 Gill Ave ,  
Mission , BC, V4S 0A1  
Name: Donna  
778-940-3790  
donna@tricanna.com

Strain: Lemon Loaf  
Lot: 2209023  
Matrix: Flower  
Sub-matrix: Milled Flower  
Sampled: 2022-11-29  
Received: 2022-12-01

## Certificate of Analysis

<b>Cannabinoid Analysis</b>	LOD (%)	LOQ (%)	wt%	mg/g
Total THC [(THCA x 0.877) + D9-THC]			23.163	231.63
Total CBD [(CBDA x 0.877) + CBD]			0.062	0.619
THCA-A	0.0090	0.06	24.365	243.652
D9-THC	0.0093	0.06	1.795	17.947
CBGA	0.0041	0.06	1.531	15.308
CBG	0.0094	0.06	0.225	2.247
CBDA	0.0100	0.06	0.071	0.706
CBC	0.0060	0.06	ND	ND
D8-THC	0.0137	0.06	ND	ND
CBN	0.0067	0.06	ND	ND
THCV	0.0093	0.06	ND	ND
CBD	0.0069	0.06	ND	ND
CBDV	0.0090	0.06	ND	ND
<b>Total of all quantified cannabinoids:</b>			27.986	279.860

Abbreviations: wt% = percentage of weight, CFU = colony forming units, ppm = Parts per million, ppb = Parts per billion, ND = None Detected, BLQ = Below Limit of Quantification, LOQ = Limit of Quantification, LOD = Limit of Detection, RL = Reporting Limit, \* = Mixture of Isomers

Authorized by:

  
Kintesh Sutaria  
QA Specialist

---

## Details of Testing

### **Cannabinoid Analysis**

LAB-MTD-020: Determination of 11 Cannabinoids in Cannabis Flower (LOQ 0.06%), Fresh Flower (LOQ 0.015%), Oil (LOQ 0.03%) and Concentrates (LOQ 0.6%) by HPLC and UHPLC

LAB-MTD-021: Determination of Cannabinoids of Individually Isolated Sample by HPLC/UHPLC

LAB-MTD-023: Determination of 11 Cannabinoids in Cannabis Tablets and Granules (LOQ 0.025%) by HPLC/UHPLC

LAB-MTD-030: Determination of 11 Cannabinoids in Cannabis Topicals (LOQ 0.005%) by HPLC/UHPLC

LAB-MTD-039: Determination of 5 Cannabinoids in Cannabis Edibles; Liquid Edibles (LOQ 0.0002%) and Solid Edibles (LOQ 0.005%) by UHPLC

### **Terpene Analysis**

LAB-MTD-035: Determination of Terpenes in Cannabis Flower and Oil by GC-MS

### **Pesticide Analysis**

LAB-MTD-010: Determination of Pesticide and Mycotoxins in Cannabis by LC-MS/MS and GC-MS/MS

LAB-MTD-040: Determination of EP Pesticide Residues in Cannabis Oil and Related Products by GC-MS/MS

LAB-MTD-041: Determination of EP Pesticide Residues in Cannabis Flower and Related Products by GC-MS/MS

LAB-MTD-046: Determination of Health Canada Pesticide Residues and Toxins in Cannabis Oil and Related Products by LC-MS/MS

### **Mycotoxin Analysis**

LAB-MTD-010: Determination of Pesticide and Mycotoxins in Cannabis by LC-MS/MS and GC-MS/MS

LAB-MTD-029: Determination of Toxins in Tablet Samples by LC-MS/MS

LAB-MTD-037: Determination of Mycotoxins in Topical/Cream Samples by LC-MS/MS

### **Heavy Metal Analysis**

LAB-MTD-027: Determination of Heavy Metals in Cannabis Samples by ICP-MS

### **Residual Solvents Analysis**

LAB-MTD-036: Determination of Residual Solvents in Cannabis Oil by GC-MS

LAB-MTD-028: Determination of Residual Solvents in Tablet Samples by GC-MS

LAB-MTD-034: Determination of Propane and Butane in Cannabis Oil by GC-MS

LAB-MTD-038: Determination of Toluene in Cannabis Isolate by GC-MS

Information is accurate unless otherwise stated. The results of this report are reflective only to material and product analyzed as received. This report shall not be reproduced, without written approval from High North Laboratories. Test Results are confidential unless explicitly waived otherwise.

---

Abbreviations: wt% = percentage of weight, CFU = colony forming units, ppm = Parts per million, ppb = Parts per billion, ND = None Detected, BLQ = Below Limit of Quantification, LOQ = Limit of Quantification, LOD = Limit of Detection, RL = Reporting Limit, \* = Mixture of Isomers

Authorized by:

  
Kintesh Sutaria  
QA Specialist

---

## Details of Testing

### **Microbial Analysis**

MIC-MTD-001: Microbial Analysis of Cannabis Flower and Oil by qPCR

MIC-MTD-006: Determination of Viruses in Cannabis via qPCR and ELISA

MIC-MTD-007: Microbial Analysis of Cannabis by Culture Techniques

### **Moisture Analysis**

LAB-MTD-017: Determination of Moisture Content in Cannabis Flower

LAB-MTD-031: Water Activity Meter Setup and Operation

### **Sample Appearance and Foreign Matter**

LAB-MTD-022: Sample Appearance and Detection of Foreign Matter Content in Cannabis Samples

### **Total Ash Analysis**

LAB-MTD-043: Total Ash by Muffle Furnace in Cannabis Products

Information is accurate unless otherwise stated. The results of this report are reflective only to material and product analyzed as received. This report shall not be reproduced, without written approval from High North Laboratories. Test Results are confidential unless explicitly waived otherwise.

---

Abbreviations: wt% = percentage of weight, CFU = colony forming units, ppm = Parts per million, ppb = Parts per billion, ND = None Detected, BLQ = Below Limit of Quantification, LOQ = Limit of Quantification, LOD = Limit of Detection, RL = Reporting Limit, \* = Mixture of Isomers

Authorized by:

  
Kintesh Sutaria  
QA Specialist





# Certificate of Analysis

Powered by Confident Cannabis  
1 of 1

CANVAS

Tricanna Industries Inc.

Sample: 2301CVS0016.0064

Mission, BC V4S 0A1

Strain: Lemon Loaf

Batch#: 15-00028; Batch Size: g

Sample Received: 01/13/2023; Report Created: 01/17/2023;

Lic. #LIC-9BD008IRGN-2020

Lemon loaf 0.5g PRs 2209023

Plant, Preroll



## Microbials

Pass

Analyte	Limit	Mass	Status
	CFU/g	CFU/g	
Aerobic Bacteria	500000	ND	Pass
Bile-Tolerant Gram-Negative Bacteria	10000	2700	Pass
E. Coli	0	ND	Pass
Pseudomonas	0	NR	NT
Salmonella	0	ND	Pass
Staphylococcus aureus	0	NR	NT
Yeast & Mold	50000	9000	Pass

Microbial analysis method for total aerobic bacteria to a detection limit of 100 CFU/g., yeast and mold to a detection limit of 10 CFU/g., Salmonella to a detection limit of 1 CFU/10g. or 1 CFU/25g., E. coli, Salmonella, Pseudomonas aeruginosa, Staphylococcus aureus, bile-tolerant gram-negative bacteria to 1 CFU/g. Procedure reference USP <2021>, USP <2022>, USP <1223>, EP 5.1.8  
 TNTC = Too Numerous to Count, ND = Not Detected, NR = Not Reported, NT = Not Tested

## Heavy Metals

Analyte	LOQ	Limit	Mass	Status
				-

## Residual Solvents

Analyte	LOQ	Limit	Mass	Status
				-

# CANVAS



#2D 138 West 6th  
 Vancouver, BC  
 (604) 449-8505  
<http://www.canvaslabs.ca>  
 Lic# LIC-EJBWETMPIL-2022

Dan Kjenner  
 Quality Assurance Manager

Confident Cannabis  
 All Rights Reserved  
[support@confidentcannabis.com](mailto:support@confidentcannabis.com)  
 (866) 506-5866  
[www.confidentcannabis.com](http://www.confidentcannabis.com)



CANVAS

HIGH NORTH ID:  
00210068  
Date: 2022-07-22  
Certificate: 1658525345



High North Inc.  
241 Hanlan Rd, Unit 7  
Woodbridge, ON, L4L 3R7  
1-416-864-6119  
LIC-P4PNJMAC20-2022

Client:	Habitat Craft Cannabis Ltd. 724 Squilax-Turtle Valley Rd, Chase, BC, V0E 1M1	Strain:	Lemon Loaf
Name:	Niki Tusnady 587-888-2433 niki@habitat.life	Lot:	35726
		Matrix:	Flower
		Sub-matrix:	Dried Flower
		Sampled:	2022-07-14
		Received:	2022-07-18

## Certificate of Analysis

Cannabinoid Analysis	LOD (%)	LOQ (%)	wt%	mg/g
Total THC [(THCA x 0.877) + D9-THC]			23.915	239.145
Total CBD [(CBDA x 0.877) + CBD]			0.089	0.894
THCA-A	0.0090	0.03	26.132	261.317
CBGA	0.0041	0.03	1.774	17.741
* D9-THC	0.0093	0.03	0.997	9.97
CBG	0.0094	0.03	0.254	2.545
CBDA	0.0100	0.03	0.102	1.019
D8-THC	0.0137	0.03	ND	ND
CBC	0.0060	0.03	ND	ND
THCV	0.0093	0.03	ND	ND
CBN	0.0067	0.03	ND	ND
CBD	0.0069	0.03	ND	ND
CBDV	0.0090	0.03	ND	ND
<b>Total of all quantified cannabinoids:</b>			29.259	292.592

Terpene Analysis	LOD (%)	LOQ (%)	wt%
Terpinolene	0.0003	0.005	0.599
(R)-(+)-Limonene	0.0001	0.005	0.234
Trans-Caryophyllene	0.0002	0.005	0.205
Farnesene*	0.0009	0.005	0.159
Beta-Myrcene	0.0003	0.005	0.151
Ocimene*	0.0004	0.005	0.15
Terpineol*	0.0001	0.005	0.106
Beta-Pinene	0.0002	0.005	0.099
Alpha-Pinene	0.0003	0.005	0.074
Alpha-Humulene	0.0010	0.005	0.062
(R)-Endo-(+)-Fenchyl	0.0003	0.005	0.061

Abbreviations: wt% = percentage of weight, CFU = colony forming units, ppm = Parts per million, ppb = Parts per billion, ND = None Detected, BLQ = Below Limit of Quantification, LOQ = Limit of Quantification, LOD = Limit of Detection, RL = Reporting Limit, \* = Mixture of Isomers

Authorized by:

Ehal Achare  
QA Specialist

<b>Terpene Analysis</b>	<b>LOD (%)</b>	<b>LOQ (%)</b>	<b>wt%</b>
alpha-Bisabolol	0.0003	0.005	0.052
Linalool	0.0003	0.005	0.041
Alpha-Phellandrene	0.0002	0.005	0.034
(1S)-3-Carene	0.0007	0.005	0.029
Gamma-Terpinene	0.0003	0.005	0.021
Geraniol	0.0007	0.005	0.02
Alpha-Terpinene	0.0003	0.005	0.02
Caryophyllene oxide	0.0008	0.005	0.017
Sabinene	0.0013	0.005	0.016
trans-Nerolidol	0.0004	0.005	0.015
Camphene	0.0002	0.005	0.007
Citronellol	0.0003	0.005	0.006
Sabinene Hydrate	0.0001	0.005	0.006
Fenchone*	0.0003	0.005	BLQ
p-Cymene	0.0003	0.005	BLQ
Phytol*	0.0013	0.010	ND
(+)-Cedrol	0.0010	0.005	ND
Guaiol	0.0003	0.005	ND
cis-Nerolidol	0.0003	0.005	ND
Valencene	0.0002	0.005	ND
Eugenol	0.0004	0.010	ND
Alpha-Cedrene	0.0002	0.005	ND
Pulegone	0.0002	0.005	ND
Geranyl acetate	0.0002	0.005	ND
Nerol	0.0002	0.005	ND
Camphor + Borneol*	0.0003	0.010	ND
Isoborneol	0.0002	0.005	ND
Isopulegol	0.0004	0.005	ND
Hexahydrothymol	0.0005	0.005	ND
Eucalyptol	0.0007	0.005	ND
<b>Total of all quantified terpenes:</b>			<b>2.184</b>

**Moisture Analysis** 13.17%

Abbreviations: wt% = percentage of weight, CFU = colony forming units, ppm = Parts per million, ppb = Parts per billion, ND = None Detected, BLQ = Below Limit of Quantification, LOQ = Limit of Quantification, LOD = Limit of Detection, RL = Reporting Limit, \* = Mixture of Isomers

Authorized by:

  
Ebal Achare  
QA Specialist

<b>Mycotoxin Analysis</b>	LOD (ppb)	LOQ (ppb)	RL (ppb)	Result (ppb)	
Aflatoxin-B1	1.0	2	2	ND	PASS
Aflatoxin-B2	0.9	2		ND	PASS
Aflatoxin-G1	0.7	2		ND	PASS
Aflatoxin-G2	1.0	2		ND	PASS
<b>Sum of Aflatoxins:</b>			4	0	PASS
Ochratoxin-A	8.7	20	20	ND	PASS

<b>Microbial Analysis</b>		RL (CFU/g)	Result (CFU/g)	Status
Total Aerobic Count		100,000	ND	PASS
Total Yeast and Mold Count		1,000	ND	PASS
Bile-Tolerant Gram-Negative Salmonella		1,000	ND	PASS
E.coli			Absent in 10g	PASS
			Absent in 10g	PASS

<b>Heavy Metals Analysis</b>	LOD (ppm)	LOQ (ppm)	RL (ppm)	Result (ppm)	Status
Arsenic	0.05	0.2	0.2	ND	PASS
Cadmium	0.01	0.05	0.3	ND	PASS
Lead	0.02	0.5	0.5	ND	PASS
Mercury	0.01	0.05	0.1	0.0814	PASS

Abbreviations: wt% = percentage of weight, CFU = colony forming units, ppm = Parts per million, ppb = Parts per billion, ND = None Detected, BLQ = Below Limit of Quantification, LOQ = Limit of Quantification, LOD = Limit of Detection, RL = Reporting Limit, \* = Mixture of Isomers

Authorized by:

  
Ebaf Achare  
QA Specialist

<b>Pesticides Analysis</b>	<b>LOD (ppm)</b>	<b>LOQ (ppm)</b>	<b>RL (ppm)</b>	<b>Result (ppm)</b>	<b>Status</b>
Abamectin	0.0057	0.1	0.1	ND	PASS
Acephate	0.0100	0.02	0.02	ND	PASS
Acequinocyl	0.0115	0.03	0.03	ND	PASS
Acetamiprid	0.0017	0.1	0.1	ND	PASS
Aldicarb	0.0442	1	1	ND	PASS
Allethrin	0.0314	0.2	0.2	ND	PASS
Azadirachtin	0.0729	1	1	ND	PASS
Azoxystrobin	0.0029	0.02	0.02	ND	PASS
Benzovindiflupyr	0.0038	0.02	0.02	ND	PASS
Bifenazate	0.0022	0.02	0.02	ND	PASS
Bifenthrin	0.0660	1	1	ND	PASS
Boscalid	0.0035	0.02	0.02	ND	PASS
Buprofezin	0.0014	0.02	0.02	ND	PASS
Carbaryl	0.0134	0.05	0.05	ND	PASS
Carbofuran	0.0018	0.02	0.02	ND	PASS
Chlorantraniliprole	0.0039	0.02	0.02	ND	PASS
Chlorfenapyr	0.0263	0.05	0.05	ND	PASS
Chlorpyrifos	0.0033	0.04	0.04	ND	PASS
Clofentezine	0.0022	0.02	0.02	ND	PASS
Clothianidin	0.0220	0.05	0.05	ND	PASS
Coumaphos	0.0038	0.02	0.02	ND	PASS
Cyantraniliprole	0.0032	0.02	0.02	ND	PASS
Cyfluthrin	0.0653	0.2	0.2	ND	PASS
Cypermethrin	0.1550	0.3	0.3	ND	PASS
Cyprodinil	0.0139	0.25	0.25	ND	PASS
Daminozide	0.0138	0.1	0.1	ND	PASS
Deltamethrin	0.0060	0.5	0.5	ND	PASS
Diazinon	0.0016	0.02	0.02	ND	PASS
Dichlorvos	0.0072	0.1	0.1	ND	PASS
Dimethoate	0.0053	0.02	0.02	ND	PASS
Dimethomorph	0.0023	0.05	0.05	ND	PASS
Dinotefuran	0.0076	0.1	0.1	ND	PASS
Dodemorph	0.0026	0.05	0.05	ND	PASS
Endosulfan-alpha	0.0357	0.2	0.2	ND	PASS
Endosulfan-beta	0.0173	0.05	0.05	ND	PASS
Endosulfan sulfate	0.0029	0.05	0.05	ND	PASS
Ethoprophos	0.0060	0.02	0.02	ND	PASS
Etofenprox	0.0059	0.05	0.05	ND	PASS
Etoazole	0.0007	0.02	0.02	ND	PASS
Etridiazol	0.0036	0.03	0.03	ND	PASS
Fenoxycarb	0.0031	0.02	0.02	ND	PASS
Fenpyroximate	0.0008	0.02	0.02	ND	PASS
Fensulfthion	0.0046	0.02	0.02	ND	PASS

Abbreviations: wt% = percentage of weight, CFU = colony forming units, ppm = Parts per million, ppb = Parts per billion, ND = None Detected, BLQ = Below Limit of Quantification, LOQ = Limit of Quantification, LOD = Limit of Detection, RL = Reporting Limit, \* = Mixture of Isomers

Authorized by:



<b>Pesticides Analysis</b>	<b>LOD (ppm)</b>	<b>LOQ (ppm)</b>	<b>RL (ppm)</b>	<b>Result (ppm)</b>	<b>Status</b>
Fenthion	0.0085	0.02	0.02	ND	PASS
Fenvalerate	0.0767	0.1	0.1	ND	PASS
Fipronil	0.0013	0.06	0.06	ND	PASS
Flonicamid	0.0041	0.05	0.05	ND	PASS
Fludioxonil	0.0043	0.02	0.02	ND	PASS
Fluopyram	0.0014	0.02	0.02	ND	PASS
Hexythiazox	0.0016	0.01	0.01	ND	PASS
Imazalil	0.0060	0.05	0.05	ND	PASS
Imidacloprid	0.0018	0.02	0.02	ND	PASS
Iprodione	0.1217	1	1	ND	PASS
Kinoprene	0.1142	0.5	0.5	ND	PASS
Kresoxim-methyl	0.0069	0.02	0.02	ND	PASS
Malathion	0.0041	0.02	0.02	ND	PASS
Metalaxyl	0.0016	0.02	0.02	ND	PASS
Methiocarb	0.0027	0.02	0.02	ND	PASS
Methomyl	0.0093	0.05	0.05	ND	PASS
Methoprene	0.4544	2	2	ND	PASS
Mevinphos	0.0044	0.05	0.05	ND	PASS
MGK-264	0.0035	0.05	0.05	ND	PASS
Myclobutanil	0.0062	0.02	0.02	ND	PASS
Naled	0.0218	0.1	0.1	ND	PASS
Novaluron	0.0019	0.05	0.05	ND	PASS
Oxamyl	0.0123	3	3	ND	PASS
Paclobutrazol	0.0187	0.02	0.02	ND	PASS
Parathion-methyl	0.0312	0.05	0.05	ND	PASS
Permethrin	0.0609	0.5	0.5	ND	PASS
Phenothrin	0.0294	0.05	0.05	ND	PASS
Phosmet	0.0046	0.02	0.02	ND	PASS
Piperonyl butoxide	0.0010	0.2	0.2	ND	PASS
Pirimicarb	0.0020	0.02	0.02	ND	PASS
Prallethrin	0.0097	0.05	0.05	ND	PASS
Propiconazole	0.0687	0.1	0.1	ND	PASS
Propoxur	0.0035	0.02	0.02	ND	PASS
Pyraclostrobin	0.0020	0.02	0.02	ND	PASS
Pyrethrins	0.0135	0.05	0.05	ND	PASS
Pyridaben	0.0010	0.05	0.05	ND	PASS
Quintozene	0.0074	0.02	0.02	ND	PASS
Resmethrin	0.0090	0.1	0.1	ND	PASS
Spinetoram	0.0012	0.02	0.02	ND	PASS
Spinosad	0.0020	0.1	0.1	ND	PASS
Spirodiclofen	0.0140	0.25	0.25	ND	PASS
Spiromesifen	0.0025	3	3	ND	PASS
Spirotetramat	0.0027	0.02	0.02	ND	PASS

Abbreviations: wt% = percentage of weight, CFU = colony forming units, ppm = Parts per million, ppb = Parts per billion, ND = None Detected, BLQ = Below Limit of Quantification, LOQ = Limit of Quantification, LOD = Limit of Detection, RL = Reporting Limit, \* = Mixture of Isomers

Authorized by:

  
Ebal Achare  
QA Specialist

<b>Pesticides Analysis</b>	LOD (ppm)	LOQ (ppm)	RL (ppm)	Result (ppm)	Status
Spiroxamine	0.0013	0.1	0.1	ND	PASS
Tebuconazole	0.0020	0.05	0.05	ND	PASS
Tebuconazole	0.0021	0.02	0.02	ND	PASS
Teflubenzuron	0.0015	0.05	0.05	ND	PASS
Tetrachlorvinphos	0.0026	0.02	0.02	ND	PASS
Tetramethrin	0.0239	0.1	0.1	ND	PASS
Thiacloprid	0.0014	0.02	0.02	ND	PASS
Thiamethoxam	0.0076	0.02	0.02	ND	PASS
Thiophanate-methyl	0.0174	0.05	0.05	ND	PASS
Trifloxystrobin	0.0018	0.02	0.02	ND	PASS

Abbreviations: wt% = percentage of weight, CFU = colony forming units, ppm = Parts per million, ppb = Parts per billion, ND = None Detected, BLQ = Below Limit of Quantification, LOQ = Limit of Quantification, LOD = Limit of Detection, RL = Reporting Limit, \* = Mixture of Isomers

Authorized by:

  
Ehai Achare  
QA Specialist

---

## **Details of Testing**

### **Cannabinoid Analysis**

Analysis of 11 Cannabinoids by HPLC & UHPLC

Method LAB-MTD-020: Flower (LOQ 0.06%), Oil (LOQ 0.03%), Concentrates (LOQ 0.6%)

Method LAB-MTD-021: Isolates (LOQ 0.06%)

Method LAB-MTD-023: Tablets & Granules (LOQ 0.025%)

Method LAB-MTD-030: Topicals (LOQ 0.005%)

Method LAB-MTD-039: Determination of 5 Cannabinoids in Cannabis Edibles; Liquid Edibles (LOQ 0.0002%) and Solid Edibles (LOQ 0.005%)

### **Terpene Analysis**

Profile of 42 terpenes by GC/MS

Method LAB-MTD-035: Cannabis Flower, Oil

### **Pesticide Analysis**

Determination of 96 Pesticide Residues by LC/MS/MS and GC/MS/MS

Method LAB-MTD-010: Cannabis Flower, Oil

Method LAB-MTD-040: Determination of EP Pesticide Residue in Cannabis Oil by GCMSMS

Method LAB-MTD-041: Determination of EP Pesticide Residues in Cannabis Flower and Related Products by GCMSMS

### **Mycotoxin Analysis**

Determination of Aflatoxins B1, B2, G1, G2 and Ochratoxin-A by LC/MS/MS

Method LAB-MTD-010: Cannabis Flower, Oil

Method LAB-MTD-029: Tablets

Method LAB-MTD-037: Topicals

### **Heavy Metal Analysis**

Determination of Heavy Metal contamination (Arsenic, Cadmium, Lead & Mercury) by ICP/MS

Method LAB-MTD-027: Cannabis Flower, Oil, Topicals, Tablets

### **Residual Solvents Analysis**

Determination of 24 Residual Solvents by GC/MS

Method LAB-MTD-036: Cannabis Oil

Method LAB-MTD-028: Tablets

### **Determination of Butane and Propane Residual Solvents in Cannabis Oil**

Method LAB-MTD-034 (GC/MS): Cannabis Oil

Information is accurate unless otherwise stated. The results of this report are reflective only to material and product analyzed as received. This report shall not be reproduced, without written approval from High North Laboratories. Test Results are confidential unless explicitly waived otherwise.

---

Abbreviations: wt% = percentage of weight, CFU = colony forming units, ppm = Parts per million, ppb = Parts per billion, ND = None Detected, BLQ = Below Limit of Quantification, LOQ = Limit of Quantification, LOD = Limit of Detection, RL = Reporting Limit, \* = Mixture of Isomers

Authorized by:

  
Ebel Achare  
QA Specialist



---

## Details of Testing

### **Microbial Analysis, Powdery Mildew & Gender Determination**

Molecular detection and quantitation by PCR & qPCR

Cannabis Flower, Oil, Cannabis-Infused Products

Method MIC-MTD-001 (TAMC, TYMC, BTGN, E.coli, Salmonella, Staph/Pseudomonas)

Method MIC-MTD-005: (Powdery Mildew & Gender Determination)

Method MIC-MTD-006: Determination of Viruses in Cannabis via qPCR and ELISA

### **Moisture Analysis**

Water Activity & Moisture Content (Loss on Drying)

Method LAB-MTD-017 (Loss on Drying; Dry flower only)

Method LAB-MTD-031 (Water activity,  $a_w$ )

### **Foreign Matter Analysis**

Visual/Magnified Inspection for Foreign Matter

Method LAB-MTD-022

### **Total Ash Analysis**

Method LAB-MTD-043: Total Ash by Muffle Furnace in Cannabis Products

Information is accurate unless otherwise stated. The results of this report are reflective only to material and product analyzed as received. This report shall not be reproduced, without written approval from High North Laboratories. Test Results are confidential unless explicitly waived otherwise.

---

Abbreviations: wt% = percentage of weight, CFU = colony forming units, ppm = Parts per million, ppb = Parts per billion, ND = None Detected, BLQ = Below Limit of Quantification, LOQ = Limit of Quantification, LOD = Limit of Detection, RL = Reporting Limit, \* = Mixture of Isomers

Authorized by:

  
Ebaj Achare  
QA Specialist

HIGH NORTH ID:  
00247570  
Date: 2022-10-20  
Certificate: 1666291770



High North Inc.  
241 Hanlan Rd, Unit 7  
Woodbridge, ON, L4L 3R7  
1-416-864-6119  
LIC-P4PNJMAC20-2022

Client:	Habitat Craft Cannabis Ltd. 724 Squilax-Turtle Valley Rd, Chase, BC, V0E 1M1	Strain:	Lemon Loaf
Name:	Niki Tusnady 587-888-2433 niki@habitat.life	Lot:	39930
		Matrix:	Flower
		Sub-matrix:	Dried Flower
		Sampled:	2022-10-04
		Received:	2022-10-13

## Certificate of Analysis

Cannabinoid Analysis	LOD (%)	LOQ (%)	wt%	mg/g
Total THC [(THCA x 0.877) + D9-THC]			24.091	240.906
Total CBD [(CBDA x 0.877) + CBD]			0.072	0.717
THCA-A	0.0090	0.03	26.382	263.817
CBGA	0.0041	0.03	1.879	18.787
D9-THC	0.0093	0.03	0.954	9.538
CBG	0.0094	0.03	0.204	2.041
CBDA	0.0100	0.03	0.082	0.817
CBC	0.0060	0.03	ND	ND
D8-THC	0.0137	0.03	ND	ND
CBN	0.0067	0.03	ND	ND
THCV	0.0093	0.03	ND	ND
CBD	0.0069	0.03	ND	ND
CBDV	0.0090	0.03	ND	ND
<b>Total of all quantified cannabinoids:</b>			<b>29.5</b>	<b>295.000</b>

Terpene Analysis	LOD (%)	LOQ (%)	wt%
Terpinolene	0.0003	0.005	0.703
Farnesene*	0.0009	0.005	0.303
(R)-(+)-Limonene	0.0001	0.005	0.297
Trans-Caryophyllene	0.0002	0.005	0.28
Ocimene*	0.0004	0.005	0.257
Beta-Myrcene	0.0003	0.005	0.21
Terpineol*	0.0001	0.005	0.103
Beta-Pinene	0.0002	0.005	0.09
Alpha-Humulene	0.0010	0.005	0.079
Alpha-Pinene	0.0003	0.005	0.075
alpha-Bisabolol	0.0003	0.005	0.065

Abbreviations: wt% = percentage of weight, CFU = colony forming units, ppm = Parts per million, ppb = Parts per billion, ND = None Detected, BLQ = Below Limit of Quantification, LOQ = Limit of Quantification, LOD = Limit of Detection, RL = Reporting Limit, \* = Mixture of Isomers

Authorized by:

  
Paula C. ...  
... ..

<b>Terpene Analysis</b>	<b>LOD (%)</b>	<b>LOQ (%)</b>	<b>wt%</b>
(R)-Endo-(+)-Fenchyl	0.0003	0.005	0.046
Linalool	0.0003	0.005	0.042
Alpha-Phellandrene	0.0002	0.005	0.035
(1S)-3-Carene	0.0007	0.005	0.024
Alpha-Terpinene	0.0003	0.005	0.023
Gamma-Terpinene	0.0003	0.005	0.02
trans-Nerolidol	0.0004	0.005	0.017
Sabinene	0.0013	0.005	0.013
Geraniol	0.0007	0.005	0.011
Caryophyllene oxide	0.0008	0.005	0.01
Camphene	0.0002	0.005	0.007
Citronellol	0.0003	0.005	BLQ
Fenchone*	0.0003	0.005	BLQ
Phytol*	0.0013	0.010	ND
(+)-Cedrol	0.0010	0.005	ND
Guaiol	0.0003	0.005	ND
cis-Nerolidol	0.0003	0.005	ND
Valencene	0.0002	0.005	ND
Eugenol	0.0004	0.010	ND
Alpha-Cedrene	0.0002	0.005	ND
Geranyl acetate	0.0002	0.005	ND
Pulegone	0.0002	0.005	ND
Nerol	0.0002	0.005	ND
Camphor + Borneol*	0.0003	0.010	ND
Isoborneol	0.0002	0.005	ND
Hexahydrothymol	0.0005	0.005	ND
Isopulegol	0.0004	0.005	ND
Sabinene Hydrate	0.0001	0.005	ND
Eucalyptol	0.0007	0.005	ND
p-Cymene	0.0003	0.005	ND
<b>Total of all quantified terpenes:</b>			<b>2.710</b>

**Moisture Analysis** 11.6%

Abbreviations: wt% = percentage of weight, CFU = colony forming units, ppm = Parts per million, ppb = Parts per billion, ND = None Detected, BLQ = Below Limit of Quantification, LOQ = Limit of Quantification, LOD = Limit of Detection, RL = Reporting Limit, \* = Mixture of Isomers

Authorized by:

  
PT. HAI ACHAR  
QA SPECIALIST

<b>Mycotoxin Analysis</b>	LOD (ppb)	LOQ (ppb)	RL (ppb)	Result (ppb)	
Aflatoxin-B1	1.0	2	2	ND	PASS
Aflatoxin-B2	0.9	2		ND	PASS
Aflatoxin-G1	0.7	2		ND	PASS
Aflatoxin-G2	1.0	2		ND	PASS
<b>Sum of Aflatoxins:</b>			4	0	PASS
Ochratoxin-A	8.7	20	20	ND	PASS

<b>Microbial Analysis</b>	LOD (CFU/g)	RL (CFU/g)	Result (CFU/g)	Status
Total Aerobic Count	12	500,000	ND	PASS
Total Yeast and Mold Count	1.8	50,000	4,517	PASS
Bile-Tolerant Gram-Negative	5	10,000	ND	PASS
Salmonella			Absent in 25g	PASS
E.coli			Absent in 1g	PASS

<b>Heavy Metals Analysis</b>	LOD (ppm)	LOQ (ppm)	RL (ppm)	Result (ppm)	Status
Arsenic	0.05	0.2	0.2	ND	PASS
Cadmium	0.01	0.05	0.3	ND	PASS
Lead	0.02	0.5	0.5	ND	PASS
Mercury	0.01	0.05	0.1	0.0708	PASS

Abbreviations: wt% = percentage of weight, CFU = colony forming units, ppm = Parts per million, ppb = Parts per billion, ND = None Detected, BLQ = Below Limit of Quantification, LOQ = Limit of Quantification, LOD = Limit of Detection, RL = Reporting Limit, \* = Mixture of Isomers

Authorized by:

*Dir.*  
Shafiqul  
QA Specialist

<b>Pesticides Analysis</b>	<b>LOD (ppm)</b>	<b>LOQ (ppm)</b>	<b>RL (ppm)</b>	<b>Result (ppm)</b>	<b>Status</b>
Abamectin	0.0057	0.1	0.1	ND	PASS
Acephate	0.0100	0.02	0.02	ND	PASS
Acequinocyl	0.0115	0.03	0.03	ND	PASS
Acetamiprid	0.0017	0.1	0.1	ND	PASS
Aldicarb	0.0442	1	1	ND	PASS
Allethrin	0.0314	0.2	0.2	ND	PASS
Azadirachtin	0.0729	1	1	ND	PASS
Azoxystrobin	0.0029	0.02	0.02	ND	PASS
Benzovindiflupyr	0.0038	0.02	0.02	ND	PASS
Bifenazate	0.0022	0.02	0.02	ND	PASS
Bifenthrin	0.0660	1	1	ND	PASS
Boscalid	0.0035	0.02	0.02	ND	PASS
Buprofezin	0.0014	0.02	0.02	ND	PASS
Carbaryl	0.0134	0.05	0.05	ND	PASS
Carbofuran	0.0018	0.02	0.02	ND	PASS
Chlorantraniliprole	0.0039	0.02	0.02	ND	PASS
Chlorfenapyr	0.0263	0.05	0.05	ND	PASS
Chlorpyrifos	0.0033	0.04	0.04	ND	PASS
Clofentezine	0.0022	0.02	0.02	ND	PASS
Clothianidin	0.0220	0.05	0.05	ND	PASS
Coumaphos	0.0038	0.02	0.02	ND	PASS
Cyantraniliprole	0.0032	0.02	0.02	ND	PASS
Cyfluthrin	0.0653	0.2	0.2	ND	PASS
Cypermethrin	0.1550	0.3	0.3	ND	PASS
Cyprodinil	0.0139	0.25	0.25	ND	PASS
Daminozide	0.0138	0.1	0.1	ND	PASS
Deltamethrin	0.0060	0.5	0.5	ND	PASS
Diazinon	0.0016	0.02	0.02	ND	PASS
Dichlorvos	0.0072	0.1	0.1	ND	PASS
Dimethoate	0.0053	0.02	0.02	ND	PASS
Dimethomorph	0.0023	0.05	0.05	ND	PASS
Dinotefuran	0.0076	0.1	0.1	ND	PASS
Dodemorph	0.0026	0.05	0.05	ND	PASS
Endosulfan-alpha	0.0357	0.2	0.2	ND	PASS
Endosulfan-beta	0.0173	0.05	0.05	ND	PASS
Endosulfan sulfate	0.0029	0.05	0.05	ND	PASS
Ethoprophos	0.0060	0.02	0.02	ND	PASS
Etofenprox	0.0059	0.05	0.05	ND	PASS
Etoxazole	0.0007	0.02	0.02	ND	PASS
Etridiazol	0.0036	0.03	0.03	ND	PASS
Fenoxycarb	0.0031	0.02	0.02	ND	PASS
Fenpyroximate	0.0008	0.02	0.02	ND	PASS
Fensulfothion	0.0046	0.02	0.02	ND	PASS

Abbreviations: wt% = percentage of weight, CFU = colony forming units, ppm = Parts per million, ppb = Parts per billion, ND = None Detected, BLQ = Below Limit of Quantification, LOQ = Limit of Quantification, LOD = Limit of Detection, RL = Reporting Limit, \* = Mixture of Isomers

Authorized by:

*[Signature]*  
 Ebel Acosta  
 QA Specialist

<b>Pesticides Analysis</b>	LOD (ppm)	LOQ (ppm)	RL (ppm)	Result (ppm)	Status
Fenthion	0.0085	0.02	0.02	ND	PASS
Fenvalerate	0.0767	0.1	0.1	ND	PASS
Fipronil	0.0013	0.06	0.06	ND	PASS
Flonicamid	0.0041	0.05	0.05	ND	PASS
Fludioxonil	0.0043	0.02	0.02	ND	PASS
Fluopyram	0.0014	0.02	0.02	ND	PASS
Hexythiazox	0.0016	0.01	0.01	ND	PASS
Imazalil	0.0060	0.05	0.05	ND	PASS
Imidacloprid	0.0018	0.02	0.02	ND	PASS
Iprodione	0.1217	1	1	ND	PASS
Kinoprene	0.1142	0.5	0.5	ND	PASS
Kresoxim-methyl	0.0069	0.02	0.02	ND	PASS
Malathion	0.0041	0.02	0.02	ND	PASS
Metalaxyl	0.0016	0.02	0.02	ND	PASS
Methiocarb	0.0027	0.02	0.02	ND	PASS
Methomyl	0.0093	0.05	0.05	ND	PASS
Methoprene	0.4544	2	2	ND	PASS
Mevinphos	0.0044	0.05	0.05	ND	PASS
MGK-264	0.0035	0.05	0.05	ND	PASS
Myclobutanil	0.0062	0.02	0.02	ND	PASS
Naled	0.0218	0.1	0.1	ND	PASS
Novaluron	0.0019	0.05	0.05	ND	PASS
Oxamyl	0.0123	3	3	ND	PASS
Paclobutrazol	0.0187	0.02	0.02	ND	PASS
Parathion-methyl	0.0312	0.05	0.05	ND	PASS
Permethrin	0.0609	0.5	0.5	ND	PASS
Phenothrin	0.0294	0.05	0.05	ND	PASS
Phosmet	0.0046	0.02	0.02	ND	PASS
Piperonyl butoxide	0.0010	0.2	0.2	ND	PASS
Pirimicarb	0.0020	0.02	0.02	ND	PASS
Prallethrin	0.0097	0.05	0.05	ND	PASS
Propiconazole	0.0687	0.1	0.1	ND	PASS
Propoxur	0.0035	0.02	0.02	ND	PASS
Pyraclostrobin	0.0020	0.02	0.02	ND	PASS
Pyrethrins	0.0135	0.05	0.05	ND	PASS
Pyridaben	0.0010	0.05	0.05	ND	PASS
Quintozene	0.0074	0.02	0.02	ND	PASS
Resmethrin	0.0090	0.1	0.1	ND	PASS
Spinetoram	0.0012	0.02	0.02	ND	PASS
Spinosad	0.0020	0.1	0.1	ND	PASS
Spirodiclofen	0.0140	0.25	0.25	ND	PASS
Spiromesifen	0.0025	3	3	ND	PASS
Spirotetramat	0.0027	0.02	0.02	ND	PASS

Abbreviations: wt% = percentage of weight, CFU = colony forming units, ppm = Parts per million, ppb = Parts per billion, ND = None Detected, BLQ = Below Limit of Quantification, LOQ = Limit of Quantification, LOD = Limit of Detection, RL = Reporting Limit, \* = Mixture of Isomers

Authorized by:

*Hire.*  
 Shahid ul  
 QA Specialist

<b>Pesticides Analysis</b>	LOD (ppm)	LOQ (ppm)	RL (ppm)	Result (ppm)	Status
Spiroxamine	0.0013	0.1	0.1	ND	PASS
Tebuconazole	0.0020	0.05	0.05	ND	PASS
Tebufenozide	0.0021	0.02	0.02	ND	PASS
Teflubenzuron	0.0015	0.05	0.05	ND	PASS
Tetrachlorvinphos	0.0026	0.02	0.02	ND	PASS
Tetramethrin	0.0239	0.1	0.1	ND	PASS
Thiacloprid	0.0014	0.02	0.02	ND	PASS
Thiamethoxam	0.0076	0.02	0.02	ND	PASS
Thiophanate-methyl	0.0174	0.05	0.05	ND	PASS
Trifloxystrobin	0.0018	0.02	0.02	ND	PASS

**Comments**

This COA cancels and supersedes certificate ID 1666127144 dated 2022-10-18.  
Reason for Revision: Reporting phase 2 results, refer to 2022-OOE-412-POTCY

Abbreviations: wt% = percentage of weight, CFU = colony forming units, ppm = Parts per million, ppb = Parts per billion, ND = None Detected, BLQ = Below Limit of Quantification, LOQ = Limit of Quantification, LOD = Limit of Detection, RL = Reporting Limit, \* = Mixture of Isomers

Authorized by:

*[Signature]*  
QA Specialist

---

## **Details of Testing**

### **Cannabinoid Analysis**

Analysis of 11 Cannabinoids by HPLC & UHPLC

Method LAB-MTD-020: Flower (LOQ 0.06%), Oil (LOQ 0.03%), Concentrates (LOQ 0.6%)

Method LAB-MTD-021: Isolates (LOQ 0.06%)

Method LAB-MTD-023: Tablets & Granules (LOQ 0.025%)

Method LAB-MTD-030: Topicals (LOQ 0.005%)

Method LAB-MTD-039: Determination of 5 Cannabinoids in Cannabis Edibles; Liquid Edibles (LOQ 0.0002%) and Solid Edibles (LOQ 0.005%)

### **Terpene Analysis**

Profile of 42 terpenes by GC/MS

Method LAB-MTD-035: Cannabis Flower, Oil

### **Pesticide Analysis**

Determination of 96 Pesticide Residues by LC/MS/MS and GC/MS/MS

Method LAB-MTD-010: Cannabis Flower, Oil

Method LAB-MTD-040: Determination of EP Pesticide Residue in Cannabis Oil by GCMSMS

Method LAB-MTD-041: Determination of EP Pesticide Residues in Cannabis Flower and Related Products by GCMSMS

### **Mycotoxin Analysis**

Determination of Aflatoxins B1, B2, G1, G2 and Ochratoxin-A by LC/MS/MS

Method LAB-MTD-010: Cannabis Flower, Oil

Method LAB-MTD-029: Tablets

Method LAB-MTD-037: Topicals

### **Heavy Metal Analysis**

Determination of Heavy Metal contamination (Arsenic, Cadmium, Lead & Mercury) by ICP/MS

Method LAB-MTD-027: Cannabis Flower, Oil, Topicals, Tablets

### **Residual Solvents Analysis**

Determination of 24 Residual Solvents by GC/MS

Method LAB-MTD-036: Cannabis Oil

Method LAB-MTD-028: Tablets

### **Determination of Butane and Propane Residual Solvents in Cannabis Oil**

Method LAB-MTD-034 (GC/MS): Cannabis Oil

Information is accurate unless otherwise stated. The results of this report are reflective only to material and product analyzed as received. This report shall not be reproduced, without written approval from High North Laboratories. Test Results are confidential unless explicitly waived otherwise.

---

Abbreviations: wt% = percentage of weight, CFU = colony forming units, ppm = Parts per million, ppb = Parts per billion, ND = None Detected, BLQ = Below Limit of Quantification, LOQ = Limit of Quantification, LOD = Limit of Detection, RL = Reporting Limit, \* = Mixture of Isomers

Authorized by:

*[Signature]*  
Enaifalate  
QA Specialist



---

## Details of Testing

### Microbial Analysis, Powdery Mildew & Gender Determination

Molecular detection and quantitation by PCR & qPCR

Cannabis Flower, Oil, Cannabis-Infused Products

Method MIC-MTD-001 (TAMC, TYMC, BTGN, E.coli, Salmonella, Staph/Pseudomonas)

Method MIC-MTD-005: (Powdery Mildew & Gender Determination)

Method MIC-MTD-006: Determination of Viruses in Cannabis via qPCR and ELISA

### Moisture Analysis

Water Activity & Moisture Content (Loss on Drying)

Method LAB-MTD-017 (Loss on Drying; Dry flower only)

Method LAB-MTD-031 (Water activity,  $a_w$ )

### Foreign Matter Analysis

Visual/Magnified Inspection for Foreign Matter

Method LAB-MTD-022

### Total Ash Analysis

Method LAB-MTD-043: Total Ash by Muffle Furnace in Cannabis Products

Information is accurate unless otherwise stated. The results of this report are reflective only to material and product analyzed as received. This report shall not be reproduced, without written approval from High North Laboratories. Test Results are confidential unless explicitly waived otherwise.

---

Abbreviations: wt% = percentage of weight, CFU = colony forming units, ppm = Parts per million, ppb = Parts per billion, ND = None Detected, BLQ = Below Limit of Quantification, LOQ = Limit of Quantification, LOD = Limit of Detection, RL = Reporting Limit, \* = Mixture of Isomers

Authorized by:

*[Signature]*  
Final Analyst  
QA Specialist

HIGH NORTH ID:  
00273627  
Date: 2022-12-07  
Certificate: 1670445488



High North Inc.  
241 Hanlan Rd, Unit 7  
Woodbridge, ON, L4L 3R7  
1-416-864-6119  
LIC-P4PNJMAC20-2022

Client: Tricanna Industries Inc.  
202 - 31510 Gill Ave ,  
Mission , BC, V4S 0A1  
Name: Donna  
778-940-3790  
donna@tricanna.com

Strain: Lemon Loaf  
Lot: 2209023  
Matrix: Flower  
Sub-matrix: Milled Flower  
Sampled: 2022-11-29  
Received: 2022-12-01

## Certificate of Analysis

<b>Cannabinoid Analysis</b>	LOD (%)	LOQ (%)	wt%	mg/g
Total THC [(THCA x 0.877) + D9-THC]			23.163	231.63
Total CBD [(CBDA x 0.877) + CBD]			0.062	0.619
THCA-A	0.0090	0.06	24.365	243.652
D9-THC	0.0093	0.06	1.795	17.947
CBGA	0.0041	0.06	1.531	15.308
CBG	0.0094	0.06	0.225	2.247
CBDA	0.0100	0.06	0.071	0.706
CBC	0.0060	0.06	ND	ND
D8-THC	0.0137	0.06	ND	ND
CBN	0.0067	0.06	ND	ND
THCV	0.0093	0.06	ND	ND
CBD	0.0069	0.06	ND	ND
CBDV	0.0090	0.06	ND	ND
<b>Total of all quantified cannabinoids:</b>			27.986	279.860

Abbreviations: wt% = percentage of weight, CFU = colony forming units, ppm = Parts per million, ppb = Parts per billion, ND = None Detected, BLQ = Below Limit of Quantification, LOQ = Limit of Quantification, LOD = Limit of Detection, RL = Reporting Limit, \* = Mixture of Isomers

Authorized by:

  
Kintesh Sutaria  
QA Specialist

---

## Details of Testing

### **Cannabinoid Analysis**

LAB-MTD-020: Determination of 11 Cannabinoids in Cannabis Flower (LOQ 0.06%), Fresh Flower (LOQ 0.015%), Oil (LOQ 0.03%) and Concentrates (LOQ 0.6%) by HPLC and UHPLC

LAB-MTD-021: Determination of Cannabinoids of Individually Isolated Sample by HPLC/UHPLC

LAB-MTD-023: Determination of 11 Cannabinoids in Cannabis Tablets and Granules (LOQ 0.025%) by HPLC/UHPLC

LAB-MTD-030: Determination of 11 Cannabinoids in Cannabis Topicals (LOQ 0.005%) by HPLC/UHPLC

LAB-MTD-039: Determination of 5 Cannabinoids in Cannabis Edibles; Liquid Edibles (LOQ 0.0002%) and Solid Edibles (LOQ 0.005%) by UHPLC

### **Terpene Analysis**

LAB-MTD-035: Determination of Terpenes in Cannabis Flower and Oil by GC-MS

### **Pesticide Analysis**

LAB-MTD-010: Determination of Pesticide and Mycotoxins in Cannabis by LC-MS/MS and GC-MS/MS

LAB-MTD-040: Determination of EP Pesticide Residues in Cannabis Oil and Related Products by GC-MS/MS

LAB-MTD-041: Determination of EP Pesticide Residues in Cannabis Flower and Related Products by GC-MS/MS

LAB-MTD-046: Determination of Health Canada Pesticide Residues and Toxins in Cannabis Oil and Related Products by LC-MS/MS

### **Mycotoxin Analysis**

LAB-MTD-010: Determination of Pesticide and Mycotoxins in Cannabis by LC-MS/MS and GC-MS/MS

LAB-MTD-029: Determination of Toxins in Tablet Samples by LC-MS/MS

LAB-MTD-037: Determination of Mycotoxins in Topical/Cream Samples by LC-MS/MS

### **Heavy Metal Analysis**

LAB-MTD-027: Determination of Heavy Metals in Cannabis Samples by ICP-MS

### **Residual Solvents Analysis**

LAB-MTD-036: Determination of Residual Solvents in Cannabis Oil by GC-MS

LAB-MTD-028: Determination of Residual Solvents in Tablet Samples by GC-MS

LAB-MTD-034: Determination of Propane and Butane in Cannabis Oil by GC-MS

LAB-MTD-038: Determination of Toluene in Cannabis Isolate by GC-MS

Information is accurate unless otherwise stated. The results of this report are reflective only to material and product analyzed as received. This report shall not be reproduced, without written approval from High North Laboratories. Test Results are confidential unless explicitly waived otherwise.

---

Abbreviations: wt% = percentage of weight, CFU = colony forming units, ppm = Parts per million, ppb = Parts per billion, ND = None Detected, BLQ = Below Limit of Quantification, LOQ = Limit of Quantification, LOD = Limit of Detection, RL = Reporting Limit, \* = Mixture of Isomers

Authorized by:

*Kintesh Sutaria*  
Kintesh Sutaria  
QA Specialist

---

## Details of Testing

### **Microbial Analysis**

MIC-MTD-001: Microbial Analysis of Cannabis Flower and Oil by qPCR

MIC-MTD-006: Determination of Viruses in Cannabis via qPCR and ELISA

MIC-MTD-007: Microbial Analysis of Cannabis by Culture Techniques

### **Moisture Analysis**

LAB-MTD-017: Determination of Moisture Content in Cannabis Flower

LAB-MTD-031: Water Activity Meter Setup and Operation

### **Sample Appearance and Foreign Matter**

LAB-MTD-022: Sample Appearance and Detection of Foreign Matter Content in Cannabis Samples

### **Total Ash Analysis**

LAB-MTD-043: Total Ash by Muffle Furnace in Cannabis Products

Information is accurate unless otherwise stated. The results of this report are reflective only to material and product analyzed as received. This report shall not be reproduced, without written approval from High North Laboratories. Test Results are confidential unless explicitly waived otherwise.

---

Abbreviations: wt% = percentage of weight, CFU = colony forming units, ppm = Parts per million, ppb = Parts per billion, ND = None Detected, BLQ = Below Limit of Quantification, LOQ = Limit of Quantification, LOD = Limit of Detection, RL = Reporting Limit, \* = Mixture of Isomers

Authorized by:

*Kintesh Sutaria*  
Kintesh Sutaria  
QA Specialist



CANVAS

# Certificate of Analysis

Powered by Confident Cannabis  
1 of 1

Tricanna Industries Inc.

Mission, BC V4S 0A1

Lic. #LIC-9BD008IRGN-2020

Sample: 2301CVS0016.0064

Strain: Lemon Loaf

Batch#: 15-00028; Batch Size: g

Sample Received: 01/13/2023; Report Created: 01/17/2023;

Lemon loaf 0.5g PRs 2209023

Plant, Preroll



## Microbials

Pass

Analyte	Limit	Mass	Status
	CFU/g	CFU/g	
Aerobic Bacteria	500000	ND	Pass
Bile-Tolerant Gram-Negative Bacteria	10000	2700	Pass
E. Coli	0	ND	Pass
Pseudomonas	0	NR	NT
Salmonella	0	ND	Pass
Staphylococcus aureus	0	NR	NT
Yeast & Mold	50000	9000	Pass

Microbial analysis method for total aerobic bacteria to a detection limit of 100 CFU/g., yeast and mold to a detection limit of 10 CFU/g., Salmonella to a detection limit of 1 CFU/10g. or 1 CFU/25g., E. coli, Salmonella, Pseudomonas aeruginosa, Staphylococcus aureus, bile-tolerant gram-negative bacteria to 1 CFU/g. Procedure reference USP <2021>, USP <2022>, USP <1223>, EP 5.1.8  
TNTC = Too Numerous to Count, ND = Not Detected, NR = Not Reported, NT = Not Tested

## Heavy Metals

Analyte	LOQ	Limit	Mass	Status
				-

## Residual Solvents

Analyte	LOQ	Limit	Mass	Status
				-

# CANVAS



CANVAS

#2D 138 West 6th  
Vancouver, BC  
(604) 449-8505  
<http://www.canvaslabs.ca>  
Lic# LIC-EJBWETMPIL-2022

Dan Kjenner  
Quality Assurance Manager

Confident Cannabis  
All Rights Reserved  
[support@confidentcannabis.com](mailto:support@confidentcannabis.com)  
(866) 506-5866  
[www.confidentcannabis.com](http://www.confidentcannabis.com)



HIGH NORTH ID:  
00210068  
Date: 2022-07-22  
Certificate: 1658525345



High North Inc.  
241 Hanlan Rd, Unit 7  
Woodbridge, ON, L4L 3R7  
1-416-864-6119  
LIC-P4PNJMAC20-2022

Client:	Habitat Craft Cannabis Ltd. 724 Squilax-Turtle Valley Rd, Chase, BC, V0E 1M1	Strain:	Lemon Loaf
Name:	Niki Tusnady 587-888-2433 niki@habitat.life	Lot:	35726
		Matrix:	Flower
		Sub-matrix:	Dried Flower
		Sampled:	2022-07-14
		Received:	2022-07-18

## Certificate of Analysis

Cannabinoid Analysis	LOD (%)	LOQ (%)	wt%	mg/g
Total THC [(THCA x 0.877) + D9-THC]			23.915	239.145
Total CBD [(CBDA x 0.877) + CBD]			0.089	0.894
THCA-A	0.0090	0.03	26.132	261.317
CBGA	0.0041	0.03	1.774	17.741
* D9-THC	0.0093	0.03	0.997	9.97
CBG	0.0094	0.03	0.254	2.545
CBDA	0.0100	0.03	0.102	1.019
D8-THC	0.0137	0.03	ND	ND
CBC	0.0060	0.03	ND	ND
THCV	0.0093	0.03	ND	ND
CBN	0.0067	0.03	ND	ND
CBD	0.0069	0.03	ND	ND
CBDV	0.0090	0.03	ND	ND
<b>Total of all quantified cannabinoids:</b>			29.259	292.592

Terpene Analysis	LOD (%)	LOQ (%)	wt%
Terpinolene	0.0003	0.005	0.599
(R)-(+)-Limonene	0.0001	0.005	0.234
Trans-Caryophyllene	0.0002	0.005	0.205
Farnesene*	0.0009	0.005	0.159
Beta-Myrcene	0.0003	0.005	0.151
Ocimene*	0.0004	0.005	0.15
Terpineol*	0.0001	0.005	0.106
Beta-Pinene	0.0002	0.005	0.099
Alpha-Pinene	0.0003	0.005	0.074
Alpha-Humulene	0.0010	0.005	0.062
(R)-Endo-(+)-Fenchyl	0.0003	0.005	0.061

Abbreviations: wt% = percentage of weight, CFU = colony forming units, ppm = Parts per million, ppb = Parts per billion, ND = None Detected, BLQ = Below Limit of Quantification, LOQ = Limit of Quantification, LOD = Limit of Detection, RL = Reporting Limit, \* = Mixture of Isomers

Authorized by:



**Terpene Analysis**

	LOD (%)	LOQ (%)	wt%
alpha-Bisabolol	0.0003	0.005	0.052
Linalool	0.0003	0.005	0.041
Alpha-Phellandrene	0.0002	0.005	0.034
(1S)-3-Carene	0.0007	0.005	0.029
Gamma-Terpinene	0.0003	0.005	0.021
Geraniol	0.0007	0.005	0.02
Alpha-Terpinene	0.0003	0.005	0.02
Caryophyllene oxide	0.0008	0.005	0.017
Sabinene	0.0013	0.005	0.016
trans-Nerolidol	0.0004	0.005	0.015
Camphene	0.0002	0.005	0.007
Citronellol	0.0003	0.005	0.006
Sabinene Hydrate	0.0001	0.005	0.006
Fenchone*	0.0003	0.005	BLQ
p-Cymene	0.0003	0.005	BLQ
Phytol*	0.0013	0.010	ND
(+)-Cedrol	0.0010	0.005	ND
Guaiol	0.0003	0.005	ND
cis-Nerolidol	0.0003	0.005	ND
Valencene	0.0002	0.005	ND
Eugenol	0.0004	0.010	ND
Alpha-Cedrene	0.0002	0.005	ND
Pulegone	0.0002	0.005	ND
Geranyl acetate	0.0002	0.005	ND
Nerol	0.0002	0.005	ND
Camphor + Borneol*	0.0003	0.010	ND
Isoborneol	0.0002	0.005	ND
Isopulegol	0.0004	0.005	ND
Hexahydrothymol	0.0005	0.005	ND
Eucalyptol	0.0007	0.005	ND
<b>Total of all quantified terpenes:</b>			<b>2.184</b>

**Moisture Analysis**

13.17%

Abbreviations: wt% = percentage of weight, CFU = colony forming units, ppm = Parts per million, ppb = Parts per billion, ND = None Detected, BLQ = Below Limit of Quantification, LOQ = Limit of Quantification, LOD = Limit of Detection, RL = Reporting Limit, \* = Mixture of Isomers

Authorized by:



Ebal Achare  
QA Specialist

<b>Mycotoxin Analysis</b>	LOD (ppb)	LOQ (ppb)	RL (ppb)	Result (ppb)	Status
Aflatoxin-B1	1.0	2	2	ND	PASS
Aflatoxin-B2	0.9	2		ND	PASS
Aflatoxin-G1	0.7	2		ND	PASS
Aflatoxin-G2	1.0	2		ND	PASS
<b>Sum of Aflatoxins:</b>			4	0	PASS
Ochratoxin-A	8.7	20	20	ND	PASS

<b>Microbial Analysis</b>	RL (CFU/g)	Result (CFU/g)	Status
Total Aerobic Count	100,000	ND	PASS
Total Yeast and Mold Count	1,000	ND	PASS
Bile-Tolerant Gram-Negative Salmonella	1,000	ND	PASS
E.coli		Absent in 10g	PASS
		Absent in 10g	PASS

<b>Heavy Metals Analysis</b>	LOD (ppm)	LOQ (ppm)	RL (ppm)	Result (ppm)	Status
Arsenic	0.05	0.2	0.2	ND	PASS
Cadmium	0.01	0.05	0.3	ND	PASS
Lead	0.02	0.5	0.5	ND	PASS
Mercury	0.01	0.05	0.1	0.0814	PASS

Abbreviations: wt% = percentage of weight, CFU = colony forming units, ppm = Parts per million, ppb = Parts per billion, ND = None Detected, BLQ = Below Limit of Quantification, LOQ = Limit of Quantification, LOD = Limit of Detection, RL = Reporting Limit, \* = Mixture of Isomers

Authorized by:





<b>Pesticides Analysis</b>	<b>LOD (ppm)</b>	<b>LOQ (ppm)</b>	<b>RL (ppm)</b>	<b>Result (ppm)</b>	<b>Status</b>
Abamectin	0.0057	0.1	0.1	ND	PASS
Acephate	0.0100	0.02	0.02	ND	PASS
Acequinocyl	0.0115	0.03	0.03	ND	PASS
Acetamiprid	0.0017	0.1	0.1	ND	PASS
Aldicarb	0.0442	1	1	ND	PASS
Allethrin	0.0314	0.2	0.2	ND	PASS
Azadirachtin	0.0729	1	1	ND	PASS
Azoxystrobin	0.0029	0.02	0.02	ND	PASS
Benzovindiflupyr	0.0038	0.02	0.02	ND	PASS
Bifenazate	0.0022	0.02	0.02	ND	PASS
Bifenthrin	0.0660	1	1	ND	PASS
Boscalid	0.0035	0.02	0.02	ND	PASS
Buprofezin	0.0014	0.02	0.02	ND	PASS
Carbaryl	0.0134	0.05	0.05	ND	PASS
Carbofuran	0.0018	0.02	0.02	ND	PASS
Chlorantraniliprole	0.0039	0.02	0.02	ND	PASS
Chlorfenapyr	0.0263	0.05	0.05	ND	PASS
Chlorpyrifos	0.0033	0.04	0.04	ND	PASS
Clofentezine	0.0022	0.02	0.02	ND	PASS
Clothianidin	0.0220	0.05	0.05	ND	PASS
Coumaphos	0.0038	0.02	0.02	ND	PASS
Cyantraniliprole	0.0032	0.02	0.02	ND	PASS
Cyfluthrin	0.0653	0.2	0.2	ND	PASS
Cypermethrin	0.1550	0.3	0.3	ND	PASS
Cyprodinil	0.0139	0.25	0.25	ND	PASS
Daminozide	0.0138	0.1	0.1	ND	PASS
Deltamethrin	0.0060	0.5	0.5	ND	PASS
Diazinon	0.0016	0.02	0.02	ND	PASS
Dichlorvos	0.0072	0.1	0.1	ND	PASS
Dimethoate	0.0053	0.02	0.02	ND	PASS
Dimethomorph	0.0023	0.05	0.05	ND	PASS
Dinotefuran	0.0076	0.1	0.1	ND	PASS
Dodemorph	0.0026	0.05	0.05	ND	PASS
Endosulfan-alpha	0.0357	0.2	0.2	ND	PASS
Endosulfan-beta	0.0173	0.05	0.05	ND	PASS
Endosulfan sulfate	0.0029	0.05	0.05	ND	PASS
Ethoprophos	0.0060	0.02	0.02	ND	PASS
Etofenprox	0.0059	0.05	0.05	ND	PASS
Etoxazole	0.0007	0.02	0.02	ND	PASS
Etridiazol	0.0036	0.03	0.03	ND	PASS
Fenoxycarb	0.0031	0.02	0.02	ND	PASS
Fenpyroximate	0.0008	0.02	0.02	ND	PASS
Fensulfothion	0.0046	0.02	0.02	ND	PASS

Abbreviations: wt% = percentage of weight, CFU = colony forming units, ppm = Parts per million, ppb = Parts per billion, ND = None Detected, BLQ = Below Limit of Quantification, LOQ = Limit of Quantification, LOD = Limit of Detection, RL = Reporting Limit, \* = Mixture of Isomers

Authorized by:



<b>Pesticides Analysis</b>	LOD (ppm)	LOQ (ppm)	RL (ppm)	Result (ppm)	Status
Fenthion	0.0085	0.02	0.02	ND	PASS
Fenvalerate	0.0767	0.1	0.1	ND	PASS
Fipronil	0.0013	0.06	0.06	ND	PASS
Flonicamid	0.0041	0.05	0.05	ND	PASS
Fludioxonil	0.0043	0.02	0.02	ND	PASS
Fluopyram	0.0014	0.02	0.02	ND	PASS
Hexythiazox	0.0016	0.01	0.01	ND	PASS
Imazalil	0.0060	0.05	0.05	ND	PASS
Imidacloprid	0.0018	0.02	0.02	ND	PASS
Iprodione	0.1217	1	1	ND	PASS
Kinoprene	0.1142	0.5	0.5	ND	PASS
Kresoxim-methyl	0.0069	0.02	0.02	ND	PASS
Malathion	0.0041	0.02	0.02	ND	PASS
Metalaxyl	0.0016	0.02	0.02	ND	PASS
Methiocarb	0.0027	0.02	0.02	ND	PASS
Methomyl	0.0093	0.05	0.05	ND	PASS
Methoprene	0.4544	2	2	ND	PASS
Mevinphos	0.0044	0.05	0.05	ND	PASS
MGK-264	0.0035	0.05	0.05	ND	PASS
Myclobutanil	0.0062	0.02	0.02	ND	PASS
Naled	0.0218	0.1	0.1	ND	PASS
Novaluron	0.0019	0.05	0.05	ND	PASS
Oxamyl	0.0123	3	3	ND	PASS
Paclobutrazol	0.0187	0.02	0.02	ND	PASS
Parathion-methyl	0.0312	0.05	0.05	ND	PASS
Permethrin	0.0609	0.5	0.5	ND	PASS
Phenothrin	0.0294	0.05	0.05	ND	PASS
Phosmet	0.0046	0.02	0.02	ND	PASS
Piperonyl butoxide	0.0010	0.2	0.2	ND	PASS
Pirimicarb	0.0020	0.02	0.02	ND	PASS
Prallethrin	0.0097	0.05	0.05	ND	PASS
Propiconazole	0.0687	0.1	0.1	ND	PASS
Propoxur	0.0035	0.02	0.02	ND	PASS
Pyraclostrobin	0.0020	0.02	0.02	ND	PASS
Pyrethrins	0.0135	0.05	0.05	ND	PASS
Pyridaben	0.0010	0.05	0.05	ND	PASS
Quintozene	0.0074	0.02	0.02	ND	PASS
Resmethrin	0.0090	0.1	0.1	ND	PASS
Spinetoram	0.0012	0.02	0.02	ND	PASS
Spinosad	0.0020	0.1	0.1	ND	PASS
Spirodiclofen	0.0140	0.25	0.25	ND	PASS
Spiromesifen	0.0025	3	3	ND	PASS
Spirotetramat	0.0027	0.02	0.02	ND	PASS

Abbreviations: wt% = percentage of weight, CFU = colony forming units, ppm = Parts per million, ppb = Parts per billion, ND = None Detected, BLQ = Below Limit of Quantification, LOQ = Limit of Quantification, LOD = Limit of Detection, RL = Reporting Limit, \* = Mixture of Isomers

Authorized by:

  
Ebal Achare  
QA Specialist

<b>Pesticides Analysis</b>	<b>LOD (ppm)</b>	<b>LOQ (ppm)</b>	<b>RL (ppm)</b>	<b>Result (ppm)</b>	<b>Status</b>
Spiroxamine	0.0013	0.1	0.1	ND	PASS
Tebuconazole	0.0020	0.05	0.05	ND	PASS
Tebuconazole	0.0021	0.02	0.02	ND	PASS
Teflubenzuron	0.0015	0.05	0.05	ND	PASS
Tetrachlorvinphos	0.0026	0.02	0.02	ND	PASS
Tetramethrin	0.0239	0.1	0.1	ND	PASS
Thiacloprid	0.0014	0.02	0.02	ND	PASS
Thiamethoxam	0.0076	0.02	0.02	ND	PASS
Thiophanate-methyl	0.0174	0.05	0.05	ND	PASS
Trifloxystrobin	0.0018	0.02	0.02	ND	PASS

---

Abbreviations: wt% = percentage of weight, CFU = colony forming units, ppm = Parts per million, ppb = Parts per billion, ND = None Detected, BLQ = Below Limit of Quantification, LOQ = Limit of Quantification, LOD = Limit of Detection, RL = Reporting Limit, \* = Mixture of Isomers

Authorized by:

  
 Ehal Achare  
 QA Specialist

---

## **Details of Testing**

### **Cannabinoid Analysis**

Analysis of 11 Cannabinoids by HPLC & UHPLC

Method LAB-MTD-020: Flower (LOQ 0.06%), Oil (LOQ 0.03%), Concentrates (LOQ 0.6%)

Method LAB-MTD-021: Isolates (LOQ 0.06%)

Method LAB-MTD-023: Tablets & Granules (LOQ 0.025%)

Method LAB-MTD-030: Topicals (LOQ 0.005%)

Method LAB-MTD-039: Determination of 5 Cannabinoids in Cannabis Edibles; Liquid Edibles (LOQ 0.0002%) and Solid Edibles (LOQ 0.005%)

### **Terpene Analysis**

Profile of 42 terpenes by GC/MS

Method LAB-MTD-035: Cannabis Flower, Oil

### **Pesticide Analysis**

Determination of 96 Pesticide Residues by LC/MS/MS and GC/MS/MS

Method LAB-MTD-010: Cannabis Flower, Oil

Method LAB-MTD-040: Determination of EP Pesticide Residue in Cannabis Oil by GCMSMS

Method LAB-MTD-041: Determination of EP Pesticide Residues in Cannabis Flower and Related Products by GCMSMS

### **Mycotoxin Analysis**

Determination of Aflatoxins B1, B2, G1, G2 and Ochratoxin-A by LC/MS/MS

Method LAB-MTD-010: Cannabis Flower, Oil

Method LAB-MTD-029: Tablets

Method LAB-MTD-037: Topicals

### **Heavy Metal Analysis**

Determination of Heavy Metal contamination (Arsenic, Cadmium, Lead & Mercury) by ICP/MS

Method LAB-MTD-027: Cannabis Flower, Oil, Topicals, Tablets

### **Residual Solvents Analysis**

Determination of 24 Residual Solvents by GC/MS

Method LAB-MTD-036: Cannabis Oil

Method LAB-MTD-028: Tablets

### **Determination of Butane and Propane Residual Solvents in Cannabis Oil**

Method LAB-MTD-034 (GC/MS): Cannabis Oil

Information is accurate unless otherwise stated. The results of this report are reflective only to material and product analyzed as received. This report shall not be reproduced, without written approval from High North Laboratories. Test Results are confidential unless explicitly waived otherwise.

---

Abbreviations: wt% = percentage of weight, CFU = colony forming units, ppm = Parts per million, ppb = Parts per billion, ND = None Detected, BLQ = Below Limit of Quantification, LOQ = Limit of Quantification, LOD = Limit of Detection, RL = Reporting Limit, \* = Mixture of Isomers

Authorized by:

  
Ebal Achare  
DA Specialist

---

## **Details of Testing**

### **Microbial Analysis, Powdery Mildew & Gender Determination**

Molecular detection and quantitation by PCR & qPCR

Cannabis Flower, Oil, Cannabis-Infused Products

Method MIC-MTD-001 (TAMC, TYMC, BTGN, E.coli, Salmonella, Staph/Pseudomonas)

Method MIC-MTD-005: (Powdery Mildew & Gender Determination)

Method MIC-MTD-006: Determination of Viruses in Cannabis via qPCR and ELISA

### **Moisture Analysis**

Water Activity & Moisture Content (Loss on Drying)

Method LAB-MTD-017 (Loss on Drying; Dry flower only)

Method LAB-MTD-031 (Water activity,  $a_w$ )

### **Foreign Matter Analysis**

Visual/Magnified Inspection for Foreign Matter

Method LAB-MTD-022

### **Total Ash Analysis**

Method LAB-MTD-043: Total Ash by Muffle Furnace in Cannabis Products

Information is accurate unless otherwise stated. The results of this report are reflective only to material and product analyzed as received. This report shall not be reproduced, without written approval from High North Laboratories. Test Results are confidential unless explicitly waived otherwise.

---

Abbreviations: wt% = percentage of weight, CFU = colony forming units, ppm = Parts per million, ppb = Parts per billion, ND = None Detected, BLQ = Below Limit of Quantification, LOQ = Limit of Quantification, LOD = Limit of Detection, RL = Reporting Limit, \* = Mixture of Isomers

Authorized by:

  
Ebal Achere  
QA Specialist



**TRICANNA**  
INDUSTRIES INC.

## PURCHASE ORDER

TRICANNA INDUSTRIES INC  
Unit 202  
31510 Gill Avenue  
Mission  
BC  
Canada  
V4S0A1

Supplier : Habitat Craft Cannabis Ltd.  
  
724 Squilax-Turtle Valley Rd  
Chase  
BC  
Canada  
V0E 1M1

Delivery address : TRICANNA INDUSTRIES INC  
Unit 202  
31510 Gill Avenue  
Mission  
BC  
Canada  
V4S0A1

Purchase order:000551

PO type	Order date	Order due date	Memo date	Shipping Instructions
Local	08/30/22	08/30/22	08/30/22	

Stock code	Supplier Product	Description	Order quantity	Uom	Unit price	Gross amount
10-00050		Dried Cannabis - Lemon Loaf - Flower	8000.000	G	0.000	0.00
10-00059		Dried Cannabis - Blueberry Yum Yum	18500.000	G	0.000	0.00

Total gross	:	0.00
Total discount	:	0.00
Total freight	:	0.00
Total misc charges	:	0.00
Total Tax charges	:	0.00
Total Amount	:	0.00

HIGH NORTH ID:  
00247570  
Date: 2022-10-20  
Certificate: 1666291770



High North Inc.  
241 Hanlan Rd, Unit 7  
Woodbridge, ON, L4L 3R7  
1-416-864-6119  
LIC-P4PNJMAC20-2022


Client: Habitat Craft Cannabis Ltd.      Strain: Lemon Loaf  
724 Squilax-Turtle Valley Rd,      Lot: 39930  
Chase, BC, V0E 1M1      Matrix: Flower  
Name: Niki Tusnady      Sub-matrix: Dried Flower  
587-888-2433      Sampled: 2022-10-04  
niki@habitat.life      Received: 2022-10-13

## Certificate of Analysis

<b>Cannabinoid Analysis</b>	LOD (%)	LOQ (%)	wt%	mg/g
Total THC [(THCA x 0.877) + D9-THC]			24.091	240.906
Total CBD [(CBDA x 0.877) + CBD]			0.072	0.717
THCA-A	0.0090	0.03	26.382	263.817
CBGA	0.0041	0.03	1.879	18.787
D9-THC	0.0093	0.03	0.954	9.538
CBG	0.0094	0.03	0.204	2.041
CBDA	0.0100	0.03	0.082	0.817
CBC	0.0060	0.03	ND	ND
D8-THC	0.0137	0.03	ND	ND
CBN	0.0067	0.03	ND	ND
THCV	0.0093	0.03	ND	ND
CBD	0.0069	0.03	ND	ND
CBDV	0.0090	0.03	ND	ND
<b>Total of all quantified cannabinoids:</b>			<b>29.5</b>	<b>295.000</b>

<b>Terpene Analysis</b>	LOD (%)	LOQ (%)	wt%
Terpinolene	0.0003	0.005	0.703
Farnesene*	0.0009	0.005	0.303
(R)-(+)-Limonene	0.0001	0.005	0.297
Trans-Caryophyllene	0.0002	0.005	0.28
Ocimene*	0.0004	0.005	0.257
Beta-Myrcene	0.0003	0.005	0.21
Terpineol*	0.0001	0.005	0.103
Beta-Pinene	0.0002	0.005	0.09
Alpha-Humulene	0.0010	0.005	0.079
Alpha-Pinene	0.0003	0.005	0.075
alpha-Bisabolol	0.0003	0.005	0.065

Abbreviations: wt% = percentage of weight, CFU = colony forming units, ppm = Parts per million, ppb = Parts per billion, ND = None Detected, BLQ = Below Limit of Quantification, LOQ = Limit of Quantification, LOD = Limit of Detection, RL = Reporting Limit, \* = Mixture of Isomers

Authorized by:   
Niki Tusnady  
Quality Control Specialist

<b>Terpene Analysis</b>	<b>LOD (%)</b>	<b>LOQ (%)</b>	<b>wt%</b>
(R)-Endo-(+)-Fenchyl	0.0003	0.005	0.046
Linalool	0.0003	0.005	0.042
Alpha-Pheilandrene	0.0002	0.005	0.035
(1S)-3-Carene	0.0007	0.005	0.024
Alpha-Terpinene	0.0003	0.005	0.023
Gamma-Terpinene	0.0003	0.005	0.02
trans-Nerolidol	0.0004	0.005	0.017
Sabinene	0.0013	0.005	0.013
Geraniol	0.0007	0.005	0.011
Caryophyllene oxide	0.0008	0.005	0.01
Camphene	0.0002	0.005	0.007
Citronellol	0.0003	0.005	BLQ
Fenchone*	0.0003	0.005	BLQ
Phytol*	0.0013	0.010	ND
(+)-Cedrol	0.0010	0.005	ND
Guaiol	0.0003	0.005	ND
cis-Nerolidol	0.0003	0.005	ND
Valencene	0.0002	0.005	ND
Eugenol	0.0004	0.010	ND
Alpha-Cedrene	0.0002	0.005	ND
Geranyl acetate	0.0002	0.005	ND
Pulegone	0.0002	0.005	ND
Nerol	0.0002	0.005	ND
Camphor + Borneol*	0.0003	0.010	ND
Isoborneol	0.0002	0.005	ND
Hexahydrothymol	0.0005	0.005	ND
Isopulegol	0.0004	0.005	ND
Sabinene Hydrate	0.0001	0.005	ND
Eucalyptol	0.0007	0.005	ND
p-Cymene	0.0003	0.005	ND
<b>Total of all quantified terpenes:</b>			<b>2.710</b>

**Moisture Analysis** 11.6%

Abbreviations: wt% = percentage of weight, CFU = colony forming units, ppm = Parts per million, ppb = Parts per billion, ND = None Detected, BLQ = Below Limit of Quantification, LOQ = Limit of Quantification, LOD = Limit of Detection, RL = Reporting Limit, \* = Mixture of Isomers

Authorized by:

  
 The Analyst  
 QA Specialist



<b>Mycotoxin Analysis</b>	LOD (ppb)	LOQ (ppb)	RL (ppb)	Result (ppb)	
Aflatoxin-B1	1.0	2	2	ND	PASS
Aflatoxin-B2	0.9	2		ND	PASS
Aflatoxin-G1	0.7	2		ND	PASS
Aflatoxin-G2	1.0	2		ND	PASS
<b>Sum of Aflatoxins:</b>			4	0	PASS
Ochratoxin-A	8.7	20	20	ND	PASS

<b>Microbial Analysis</b>	LOD (CFU/g)	RL (CFU/g)	Result (CFU/g)	Status
Total Aerobic Count	12	500,000	ND	PASS
Total Yeast and Mold Count	1.8	50,000	4,517	PASS
Bile-Tolerant Gram-Negative	5	10,000	ND	PASS
Salmonella			Absent in 25g	PASS
E.coli			Absent in 1g	PASS

<b>Heavy Metals Analysis</b>	LOD (ppm)	LOQ (ppm)	RL (ppm)	Result (ppm)	Status
Arsenic	0.05	0.2	0.2	ND	PASS
Cadmium	0.01	0.05	0.3	ND	PASS
Lead	0.02	0.5	0.5	ND	PASS
Mercury	0.01	0.05	0.1	0.0708	PASS

Abbreviations: wt% = percentage of weight, CFU = colony forming units, ppm = Parts per million, ppb = Parts per billion, ND = None Detected, BLQ = Below Limit of Quantification, LOQ = Limit of Quantification, LOD = Limit of Detection, RL = Reporting Limit, \* = Mixture of Isomers

Authorized by:

*Eric*  
 Quality Assurance  
 QA Specialist

<b>Pesticides Analysis</b>	<b>LOD (ppm)</b>	<b>LOQ (ppm)</b>	<b>RL (ppm)</b>	<b>Result (ppm)</b>	<b>Status</b>
Abamectin	0.0057	0.1	0.1	ND	PASS
Acephate	0.0100	0.02	0.02	ND	PASS
Acequinocyl	0.0115	0.03	0.03	ND	PASS
Acetamiprid	0.0017	0.1	0.1	ND	PASS
Aldicarb	0.0442	1	1	ND	PASS
Allethrin	0.0314	0.2	0.2	ND	PASS
Azadirachtin	0.0729	1	1	ND	PASS
Azoxystrobin	0.0029	0.02	0.02	ND	PASS
Benzovindiflupyr	0.0038	0.02	0.02	ND	PASS
Bifenazate	0.0022	0.02	0.02	ND	PASS
Bifenthrin	0.0660	1	1	ND	PASS
Boscalid	0.0035	0.02	0.02	ND	PASS
Buprofezin	0.0014	0.02	0.02	ND	PASS
Carbaryl	0.0134	0.05	0.05	ND	PASS
Carbofuran	0.0018	0.02	0.02	ND	PASS
Chlorantraniliprole	0.0039	0.02	0.02	ND	PASS
Chlorfenapyr	0.0263	0.05	0.05	ND	PASS
Chlorpyrifos	0.0033	0.04	0.04	ND	PASS
Clofentezine	0.0022	0.02	0.02	ND	PASS
Clothianidin	0.0220	0.05	0.05	ND	PASS
Coumaphos	0.0038	0.02	0.02	ND	PASS
Cyantraniliprole	0.0032	0.02	0.02	ND	PASS
Cyfluthrin	0.0653	0.2	0.2	ND	PASS
Cypermethrin	0.1550	0.3	0.3	ND	PASS
Cyprodinil	0.0139	0.25	0.25	ND	PASS
Daminozide	0.0138	0.1	0.1	ND	PASS
Deltamethrin	0.0060	0.5	0.5	ND	PASS
Diazinon	0.0016	0.02	0.02	ND	PASS
Dichlorvos	0.0072	0.1	0.1	ND	PASS
Dimethoate	0.0053	0.02	0.02	ND	PASS
Dimethomorph	0.0023	0.05	0.05	ND	PASS
Dinotefuran	0.0076	0.1	0.1	ND	PASS
Dodemorph	0.0026	0.05	0.05	ND	PASS
Endosulfan-alpha	0.0357	0.2	0.2	ND	PASS
Endosulfan-beta	0.0173	0.05	0.05	ND	PASS
Endosulfan sulfate	0.0029	0.05	0.05	ND	PASS
Ethoprophos	0.0060	0.02	0.02	ND	PASS
Etofenprox	0.0059	0.05	0.05	ND	PASS
Etoxazole	0.0007	0.02	0.02	ND	PASS
Etridiazol	0.0036	0.03	0.03	ND	PASS
Fenoxycarb	0.0031	0.02	0.02	ND	PASS
Fenpyroximate	0.0008	0.02	0.02	ND	PASS
Fensulfothion	0.0046	0.02	0.02	ND	PASS

Abbreviations: wt% = percentage of weight, CFU = colony forming units, ppm = Parts per million, ppb = Parts per billion, ND = None Detected, BLQ = Below Limit of Quantification, LOQ = Limit of Quantification, LOD = Limit of Detection, RL = Reporting Limit, \* = Mixture of Isomers

Authorized by:

*[Signature]*  
 Ebal Acj-  
 QA Specialist

<b>Pesticides Analysis</b>	LOD (ppm)	LOQ (ppm)	RL (ppm)	Result (ppm)	Status
Fenthion	0.0085	0.02	0.02	ND	PASS
Fenvalerate	0.0767	0.1	0.1	ND	PASS
Fipronil	0.0013	0.06	0.06	ND	PASS
Flonicamid	0.0041	0.05	0.05	ND	PASS
Fludioxonil	0.0043	0.02	0.02	ND	PASS
Fluopyram	0.0014	0.02	0.02	ND	PASS
Hexythiazox	0.0016	0.01	0.01	ND	PASS
Imazalil	0.0060	0.05	0.05	ND	PASS
Imidacloprid	0.0018	0.02	0.02	ND	PASS
Iprodione	0.1217	1	1	ND	PASS
Kinoprene	0.1142	0.5	0.5	ND	PASS
Kresoxim-methyl	0.0069	0.02	0.02	ND	PASS
Malathion	0.0041	0.02	0.02	ND	PASS
Metaxyl	0.0016	0.02	0.02	ND	PASS
Methiocarb	0.0027	0.02	0.02	ND	PASS
Methomyl	0.0093	0.05	0.05	ND	PASS
Methoprene	0.4544	2	2	ND	PASS
Mevinphos	0.0044	0.05	0.05	ND	PASS
MGK-264	0.0035	0.05	0.05	ND	PASS
Myclobutanil	0.0062	0.02	0.02	ND	PASS
Naled	0.0218	0.1	0.1	ND	PASS
Novaluron	0.0019	0.05	0.05	ND	PASS
Oxamyl	0.0123	3	3	ND	PASS
Paclobutrazol	0.0187	0.02	0.02	ND	PASS
Parathion-methyl	0.0312	0.05	0.05	ND	PASS
Permethrin	0.0609	0.5	0.5	ND	PASS
Phenothrin	0.0294	0.05	0.05	ND	PASS
Phosmet	0.0046	0.02	0.02	ND	PASS
Piperonyl butoxide	0.0010	0.2	0.2	ND	PASS
Pirimicarb	0.0020	0.02	0.02	ND	PASS
Prallethrin	0.0097	0.05	0.05	ND	PASS
Propiconazole	0.0687	0.1	0.1	ND	PASS
Propoxur	0.0035	0.02	0.02	ND	PASS
Pyraclostrobin	0.0020	0.02	0.02	ND	PASS
Pyrethrins	0.0135	0.05	0.05	ND	PASS
Pyridaben	0.0010	0.05	0.05	ND	PASS
Quintozene	0.0074	0.02	0.02	ND	PASS
Resmethrin	0.0090	0.1	0.1	ND	PASS
Spinetoram	0.0012	0.02	0.02	ND	PASS
Spinasad	0.0020	0.1	0.1	ND	PASS
Spirodiclofen	0.0140	0.25	0.25	ND	PASS
Spiromesifen	0.0025	3	3	ND	PASS
Spirotetramat	0.0027	0.02	0.02	ND	PASS

Abbreviations: wt% = percentage of weight, CFU = colony forming units, ppm = Parts per million, ppb = Parts per billion, ND = None Detected, BLQ = Below Limit of Quantification, LOQ = Limit of Quantification, LOD = Limit of Detection, RL = Reporting Limit, \* = Mixture of Isomers

Authorized by:

*HSE*  
 HSE  
 HSE  
 QA Specialist

<b>Pesticides Analysis</b>	LOD (ppm)	LOQ (ppm)	RL (ppm)	Result (ppm)	Status
Spiroxamine	0.0013	0.1	0.1	ND	PASS
Tebuconazole	0.0020	0.05	0.05	ND	PASS
Tebufenozide	0.0021	0.02	0.02	ND	PASS
Teflubenzuron	0.0015	0.05	0.05	ND	PASS
Tetrachlorvinphos	0.0026	0.02	0.02	ND	PASS
Tetramethrin	0.0239	0.1	0.1	ND	PASS
Thiacloprid	0.0014	0.02	0.02	ND	PASS
Thiamethoxam	0.0076	0.02	0.02	ND	PASS
Thiophanate-methyl	0.0174	0.05	0.05	ND	PASS
Trifloxystrobin	0.0018	0.02	0.02	ND	PASS

**Comments**

This COA cancels and supersedes certificate ID 1666127144 dated 2022-10-18.  
Reason for Revision: Reporting phase 2 results, refer to 2022-OOE-412-POTCY

Abbreviations: wt% = percentage of weight, CFU = colony forming units, ppm = Parts per million, ppb = Parts per billion, ND = None Detected, BLQ = Below Limit of Quantification, LOQ = Limit of Quantification, LOD = Limit of Detection, RL = Reporting Limit, \* = Mixture of Isomers

Authorized by:

*[Signature]*  
Pharmaceutical  
QA Specialist

---

## **Details of Testing**

### **Cannabinoid Analysis**

Analysis of 11 Cannabinoids by HPLC & UHPLC

Method LAB-MTD-020: Flower (LOQ 0.06%), Oil (LOQ 0.03%), Concentrates (LOQ 0.6%)

Method LAB-MTD-021: Isolates (LOQ 0.06%)

Method LAB-MTD-023: Tablets & Granules (LOQ 0.025%)

Method LAB-MTD-030: Topicals (LOQ 0.005%)

Method LAB-MTD-039: Determination of 5 Cannabinoids in Cannabis Edibles; Liquid Edibles (LOQ 0.0002%) and Solid Edibles (LOQ 0.005%)

### **Terpene Analysis**

Profile of 42 terpenes by GC/MS

Method LAB-MTD-035: Cannabis Flower, Oil

### **Pesticide Analysis**

Determination of 96 Pesticide Residues by LC/MS/MS and GC/MS/MS

Method LAB-MTD-010: Cannabis Flower, Oil

Method LAB-MTD-040: Determination of EP Pesticide Residue in Cannabis Oil by GCMSMS

Method LAB-MTD-041: Determination of EP Pesticide Residues in Cannabis Flower and Related Products by GCMSMS

### **Mycotoxin Analysis**

Determination of Aflatoxins B1, B2, G1, G2 and Ochratoxin-A by LC/MS/MS

Method LAB-MTD-010: Cannabis Flower, Oil

Method LAB-MTD-029: Tablets

Method LAB-MTD-037: Topicals

### **Heavy Metal Analysis**

Determination of Heavy Metal contamination (Arsenic, Cadmium, Lead & Mercury) by ICP/MS

Method LAB-MTD-027: Cannabis Flower, Oil, Topicals, Tablets

### **Residual Solvents Analysis**

Determination of 24 Residual Solvents by GC/MS

Method LAB-MTD-036: Cannabis Oil

Method LAB-MTD-028: Tablets

### **Determination of Butane and Propane Residual Solvents in Cannabis Oil**

Method LAB-MTD-034 (GC/MS): Cannabis Oil

Information is accurate unless otherwise stated. The results of this report are reflective only to material and product analyzed as received. This report shall not be reproduced, without written approval from High North Laboratories. Test Results are confidential unless explicitly waived otherwise.

---

Abbreviations: wt% = percentage of weight, CFU = colony forming units, ppm = Parts per million, ppb = Parts per billion, ND = None Detected, BLQ = Below Limit of Quantification, LOQ = Limit of Quantification, LOD = Limit of Detection, RL = Reporting Limit, \* = Mixture of Isomers

Authorized by:

*F. J. C.*  
Enrollment  
QA Specialist

---

## Details of Testing

### Microbial Analysis, Powdery Mildew & Gender Determination

Molecular detection and quantitation by PCR & qPCR

Cannabis Flower, Oil, Cannabis-Infused Products

Method MIC-MTD-001 (TAMC, TYMC, BTGN, E.coli, Salmonella, Staph/Pseudomonas)

Method MIC-MTD-005: (Powdery Mildew & Gender Determination)

Method MIC-MTD-006: Determination of Viruses in Cannabis via qPCR and ELISA

### Moisture Analysis

Water Activity & Moisture Content (Loss on Drying)

Method LAB-MTD-017 (Loss on Drying; Dry flower only)

Method LAB-MTD-031 (Water activity,  $a_w$ )

### Foreign Matter Analysis

Visual/Magnified Inspection for Foreign Matter

Method LAB-MTD-022

### Total Ash Analysis

Method LAB-MTD-043: Total Ash by Muffle Furnace in Cannabis Products

Information is accurate unless otherwise stated. The results of this report are reflective only to material and product analyzed as received. This report shall not be reproduced, without written approval from High North Laboratories. Test Results are confidential unless explicitly waived otherwise.

---

Abbreviations: wt% = percentage of weight, CFU = colony forming units, ppm = Parts per million, ppb = Parts per billion, ND = None Detected, BLQ = Below Limit of Quantification, LOQ = Limit of Quantification, LOD = Limit of Detection, RL = Reporting Limit, \* = Mixture of Isomers

Authorized by:

  
Tina Moore  
QA Specialist