

HIGH NORTH ID:
00352468
Date: 2023-07-06
Certificate: 1688663656



High North Inc.
241 Hanlan Rd, Unit 7
Woodbridge, ON, L4L 3R7
1-416-864-6119
LIC-P4PNJMAC20-2022

Client: BLACK KETTLE FARMS
22051 56 AVE ,
LANGLEY, BC, V2Y 2M8
Name: 1199519 BC LTD
778.918.0911
blackkettle000@gmail.com
Product: TRIANGLE KUSH
Lot: BK-TK-2207
Matrix: Flower
Sub-matrix: Dried Flower
Sampled: 2023-06-27
Received: 2023-07-01

Certificate of Analysis

Cannabinoid Analysis	LOD (%)	LOQ (%)	wt%	mg/g
Total THC [(THCA x 0.877) + D9-THC]			24.382	243.82
Total CBD [(CBDA x 0.877) + CBD]			0.146	1.46
THCA-A	0.0090	0.06	27.391	273.911
CBGA	0.0041	0.06	1.263	12.625
D9-THC	0.0093	0.06	0.36	3.6
CBDA	0.0100	0.06	0.167	1.665
CBG	0.0094	0.06	0.134	1.337
CBC	0.0060	0.06	ND	ND
D8-THC	0.0137	0.06	ND	ND
CBN	0.0067	0.06	ND	ND
THCV	0.0093	0.06	ND	ND
CBD	0.0069	0.06	ND	ND
CBDV	0.0090	0.06	ND	ND
Total of all quantified cannabinoids:			29.314	293.138

Terpene Analysis	LOD (%)	LOQ (%)	wt%
Trans-Caryophyllene	0.0011	0.005	0.586
Linalool	0.0006	0.005	0.28
(R)-(+)-Limonene	0.0006	0.005	0.269
Beta-Myrcene	0.0004	0.005	0.246
Alpha-Humulene	0.0002	0.005	0.174
Farnesene*	0.0029	0.010	0.149
Alpha-Terpineol	0.0007	0.005	0.046
Beta-Pinene	0.0004	0.005	0.041
Alpha-Pinene	0.0002	0.005	0.037
(R)-Endo-(+)-Fenchyl Alcohol	0.0005	0.005	0.029
Caryophyllene oxide	0.0009	0.005	0.011

Abbreviations: wt% = percentage of weight, CFU = colony forming units, ppm = Parts per million, ppb = Parts per billion, ND = None Detected, BLQ = Below Limit of Quantification, LOQ = Limit of Quantification, LOD = Limit of Detection, RL = Reporting Limit, * = Mixture of Isomers

Authorized by:

Ryan Lee
Quality Assurance

Terpene Analysis	LOD (%)	LOQ (%)	wt%
Camphene	0.0009	0.005	0.009
Terpinolene	0.0005	0.005	0.006
Borneol	0.0005	0.005	BLQ
Fenchone	0.0003	0.005	BLQ
Squalene	0.0015	0.005	ND
Phytol*	0.0030	0.010	ND
Nootkatone	0.0009	0.005	ND
Farnesol*	0.0032	0.010	ND
Alpha-Bisabolol	0.0011	0.005	ND
Phytane	0.0006	0.005	ND
(+)-Cedrol	0.0004	0.005	ND
Guaiol	0.0013	0.005	ND
trans-Nerolidol	0.0005	0.005	ND
cis-Nerolidol	0.0012	0.005	ND
Valencene	0.0006	0.005	ND
Eugenol	0.0010	0.005	ND
Alpha-Cedrene	0.0004	0.005	ND
Geranyl acetate	0.0007	0.005	ND
Carvacrol	0.0005	0.005	ND
Thymol	0.0006	0.005	ND
d-Valerolactam (2-piperidone)	0.0015	0.005	ND
(-)-Piperitone	0.0012	0.005	ND
Isobornyl Acetate	0.0005	0.005	ND
Carvone	0.0006	0.005	ND
Pulegone	0.0006	0.005	ND
Verbenone	0.0006	0.005	ND
Citral*	0.0015	0.005	ND
Geraniol	0.0005	0.005	ND
Safranal	0.0004	0.005	ND
Nerol	0.0007	0.005	ND
Citronellol	0.0008	0.005	ND
Octyl Acetate	0.0005	0.005	ND
Terpinen-4-ol	0.0017	0.005	ND
Camphor	0.0005	0.005	ND
Isoborneol	0.0005	0.005	ND
Menthol (Hexahydrothymol)	0.0013	0.005	ND
Menthone*	0.0015	0.005	ND
Isopulegol	0.0010	0.005	ND
Alpha-Thujone	0.0010	0.005	ND
Sabinene Hydrate	0.0006	0.005	ND
Gamma-Terpinene	0.0002	0.005	ND
Eucalyptol	0.0011	0.005	ND
Cymene*	0.0004	0.005	ND

Abbreviations: wt% = percentage of weight, CFU = colony forming units, ppm = Parts per million, ppb = Parts per billion, ND = None Detected, BLQ = Below Limit of Quantification, LOQ = Limit of Quantification, LOD = Limit of Detection, RL = Reporting Limit, * = Mixture of Isomers

Authorized by:




Ryan Lee
Quality Assurance

Terpene Analysis	LOD (%)	LOQ (%)	wt%
Ocimene	0.0017	0.005	ND
Alpha-Terpinene	0.0004	0.005	ND
Alpha-Phellandrene	0.0010	0.005	ND
(1S)-3-Carene	0.0009	0.005	ND
Sabinene	0.0003	0.005	ND
Total of all quantified terpenes:			1.883

Moisture Analysis 9.2%

Abbreviations: wt% = percentage of weight, CFU = colony forming units, ppm = Parts per million, ppb = Parts per billion, ND = None Detected, BLQ = Below Limit of Quantification, LOQ = Limit of Quantification, LOD = Limit of Detection, RL = Reporting Limit, * = Mixture of Isomers

Authorized by: 
Ryan Lee
Quality Assurance

Details of Testing

Cannabinoid Analysis

LAB-MTD-020: Determination of 11 Cannabinoids in Cannabis Flower (LOQ 0.06%), Fresh Flower (LOQ 0.015%), Oil (LOQ 0.03%) and Concentrates (LOQ 0.6%) by HPLC and UHPLC

LAB-MTD-021: Determination of Cannabinoids of Individually Isolated Sample by HPLC/UHPLC

LAB-MTD-023: Determination of 11 Cannabinoids in Cannabis Tablets and Granules (LOQ 0.025%) by HPLC/UHPLC

LAB-MTD-030: Determination of 11 Cannabinoids in Cannabis Topicals (LOQ 0.005%) by HPLC/UHPLC

LAB-MTD-039: Determination of 11 Cannabinoids in Cannabis Edibles; Liquid Edibles (LOQ 0.0005%) and Solid Edibles (LOQ 0.005%) by UHPLC

LAB-MTD-051: Assay of Cannabinoids in Cannabis Flower as per DAB by HPLC

LAB-MTD-052: Identification of CBD and THCA as per DAB by Thin-Layer Chromatography

Terpene Analysis

LAB-MTD-044: Determination of Terpene Content in Cannabis Dried Flower, Fresh Flower and Extracts by GC-MS

Pesticide Analysis

LAB-MTD-010: Determination of Pesticide and Mycotoxins in Cannabis by LC-MS/MS and GC-MS/MS

LAB-MTD-040: Determination of EP Pesticide Residues in Cannabis Oil and Related Products by GC-MS/MS

LAB-MTD-041: Determination of EP Pesticide Residues in Cannabis Flower and Related Products by GC-MS/MS

LAB-MTD-046: Determination of Health Canada Pesticide Residues and Toxins in Cannabis Oil and Related Products by LC-MS/MS

LAB-MTD-048: Determination of Health Canada Pesticide Residues and Toxins in Fresh Cannabis Flower by LC-MS/MS and GC-MS/MS

Mycotoxin Analysis

LAB-MTD-010: Determination of Pesticide and Mycotoxins in Cannabis by LC-MS/MS and GC-MS/MS

LAB-MTD-029: Determination of Toxins in Tablet Samples by LC-MS/MS

LAB-MTD-037: Determination of Mycotoxins in Topical/Cream Samples by LC-MS/MS

Heavy Metal Analysis

LAB-MTD-050: Multi-Element Analysis of Cannabis Dried Flower, Fresh Flower, Extracts, Rolling Papers, and Related Products by ICP-MS

Flavonoid Analysis

LAB-MTD-045: Determination of Flavonoids in Cannabis Dried Flower, Fresh Flower, and Extracts by LC-MS/MS

Information is accurate unless otherwise stated. The results of this report are reflective only to material and product analyzed as received. This report shall not be reproduced, without written approval from High North Laboratories. Test Results are confidential unless explicitly waived otherwise.

Abbreviations: wt% = percentage of weight, CFU = colony forming units, ppm = Parts per million, ppb = Parts per billion, ND = None Detected, BLQ = Below Limit of Quantification, LOQ = Limit of Quantification, LOD = Limit of Detection, RL = Reporting Limit, * = Mixture of Isomers

Authorized by:


Ryan Lee
Quality Assurance

Details of Testing

Microbial Analysis

MIC-MTD-001: Microbial Analysis of Cannabis Flower and Oil by qPCR

MIC-MTD-006: Determination of Viruses in Cannabis via qPCR and ELISA

MIC-MTD-007: Microbial Analysis of Cannabis by Culture Techniques

MIC-MTD-009: Cannabis Gender Determination by qPCR

Moisture Analysis

LAB-MTD-017: Determination of Moisture Content in Cannabis Flower

LAB-MTD-031: Water Activity Meter Setup and Operation

LAB-MTD-053: Determination of Moisture Content by Loss on Drying Technique using Vacuum Oven

Sample Appearance and Foreign Matter

LAB-MTD-022: Sample Appearance and Detection of Foreign Matter Content in Cannabis Samples

Total Ash Analysis

LAB-MTD-043: Total Ash by Muffle Furnace in Cannabis Products

Residual Solvents Analysis

LAB-MTD-036: Determination of Residual Solvents in Cannabis Oil by GC-MS

LAB-MTD-028: Determination of Residual Solvents in Tablet Samples by GC-MS

LAB-MTD-034: Determination of Propane and Butane in Cannabis Oil by GC-MS

LAB-MTD-038: Determination of Toluene in Cannabis Isolate by GC-MS

Information is accurate unless otherwise stated. The results of this report are reflective only to material and product analyzed as received. This report shall not be reproduced, without written approval from High North Laboratories. Test Results are confidential unless explicitly waived otherwise.

Abbreviations: wt% = percentage of weight, CFU = colony forming units, ppm = Parts per million, ppb = Parts per billion, ND = None Detected, BLQ = Below Limit of Quantification, LOQ = Limit of Quantification, LOD = Limit of Detection, RL = Reporting Limit, * = Mixture of Isomers

Authorized by:



Ryan Lee
Quality Assurance

CERTIFICATE OF ANALYSIS

Client information

Seastone Farm Ltd.
2831 East Road
Denman Island , Canada, V0R 1T0

COA information

COA number **231122_84231_PAR23652**
COA Date **22-Nov-2023**
Analysis Request ID **PAR23652**

Sample information

Sample Name **01**
Sample ID **Lot 008**
Laboratory ID **PAT70757**
Method Ref. **PAT-AM-019**

Sample Receiving Date **17-Nov-2023**
Receiving Temperature **21°C**
Analysis Date **21-Nov-2023**

Cannabinoids Profile

Compounds	Results (%w/w)	Results (mg/g)	LOQ(%)
CBC	<0.050	<0.500	0.050
CBD	<0.050	<0.500	0.050
CBDA	0.061	0.610	0.050
CBDV	<0.050	<0.500	0.050
CBG	0.088	0.880	0.050
CBGA	0.795	7.950	0.050
CBN	<0.050	<0.500	0.050
D8-THC	<0.050	<0.500	0.050
D9-THC	0.667	6.670	0.050
THCA-A	27.070	270.700	0.050
THCV	<0.050	<0.500	0.050
Total THC	24.407	244.074	
Total CBD	0.053	0.535	

24.407%
Total THC

0.053%
Total CBD

Total THC = THC + (THCA*0.877), Total CBD = CBD + (CBDA*0.877)
Total THC/CBD is calculated using the formulas to take into account the loss of carboxyl group during decarboxylation step.

Authorized by: Laboratory Manager

Signature:



Details of testing

1. LOQ- Limit of quantification
2. % w/w: percent (weight of analyte/ weight of product)
3. Results only apply to the items tested and to the sample(s) as received.
4. This report may not be distributed or reproduced except in full



This COA can be verified by
scanning the QR code

***** This is end of the Certificate of Analysis *****

CERTIFICATE OF ANALYSIS

Client information

Seastone Farm Ltd.
2831 East Road
Denman Island , Canada, V0R 1T0

COA information

COA number **231005_76604_PAR21463**
COA Date **05-Oct-2023**
Analysis Request ID **PAR21463**

Sample information

Sample Name **Lot: 006**
Sample ID **001**
Laboratory ID **PAT64347**

Sample Receiving Date **03-Oct-2023**
Receiving Temperature **21°C**

Results information

Analysis Date	Test	Method Ref.	Results	Units
05-Oct-2023	Moisture	PAT-AM-023(USP <731>)	15.34	%

Authorized by: Laboratory Manager

Signature:



Details of testing

1. Results only apply to the items tested and to the sample(s) as received.
2. This report may not be distributed or reproduced except in full.



This COA can be verified by
scanning the QR code

Sample information

Sample Name	Lot: 006	Sample Receiving Date	03-Oct-2023
Sample ID	001	Receiving Temperature	21°C
Laboratory ID	PAT64347	Analysis Date	04-Oct-2023
Method Ref.	PAT-AM-019		

Cannabinoids Profile

Compounds	Results (%w/w)	Results (mg/g)	LOQ(%)
CBC	<0.050	<0.500	0.050
CBD	<0.050	<0.500	0.050
CBDA	0.061	0.610	0.050
CBDV	<0.050	<0.500	0.050
CBG	0.075	0.750	0.050
CBGA	0.725	7.250	0.050
CBN	<0.050	<0.500	0.050
D8-THC	<0.050	<0.500	0.050
D9-THC	0.587	5.870	0.050
THCA-A	24.459	244.590	0.050
THCV	<0.050	<0.500	0.050
Total THC	22.038	220.375	
Total CBD	0.053	0.535	

22.038%
Total THC

0.053%
Total CBD

Total THC = THC + (THCA*0.877), Total CBD = CBD + (CBDA*0.877)

Total THC/CBD is calculated using the formulas to take into account the loss of carboxyl group during decarboxylation step.

Authorized by: Laboratory Manager

Signature:



Details of testing

1. LOQ- Limit of quantification
2. % w/w: percent (weight of analyte/ weight of product)
3. Results only apply to the items tested and to the sample(s) as received.
4. This report may not be distributed or reproduced except in full



This COA can be verified by scanning the QR code

***** This is end of the Certificate of Analysis *****

CERTIFICATE OF ANALYSIS

Client information

Amani Craft Cannabis Ltd.
Kelowna, Canada, V4V 1S5

COA information

COA number **240115_90921_PAR25452**
COA Date **15-Jan-2024**
Analysis Request ID **PAR25452**

Sample information

Sample Name **LOT# 007ACF**
Sample ID **LOT# 007ACF**
Laboratory ID **PAT75974**
Method Ref. **PAT-AM-019**

Sample Receiving Date **11-Jan-2024**
Receiving Temperature **21°C**
Analysis Date **14-Jan-2024**

Cannabinoids Profile

Compounds	Results (%w/w)	Results (mg/g)	LOQ(%)
CBC	<0.050	<0.500	0.050
CBD	<0.050	<0.500	0.050
CBDA	0.063	0.630	0.050
CBDV	<0.050	<0.500	0.050
CBG	0.130	1.300	0.050
CBGA	1.831	18.310	0.050
CBN	<0.050	<0.500	0.050
D8-THC	<0.050	<0.500	0.050
D9-THC	0.687	6.870	0.050
THCA-A	27.488	274.880	0.050
THCV	<0.050	<0.500	0.050
Total THC	24.794	247.940	0.050
Total CBD	0.055	0.550	0.050

24.794%
Total THC

0.055%
Total CBD

Total THC = THC + (THCA*0.877), Total CBD = CBD + (CBDA*0.877)
Total THC/CBD is calculated using the formulas to take into account the loss of carboxyl group during decarboxylation step.

Authorized by: Laboratory Manager

Signature: 

Details of testing

1. LOQ- Limit of quantification
2. % w/w: percent (weight of analyte/ weight of product)
3. Results only apply to the items tested and to the sample(s) as received.
4. This report may not be distributed or reproduced except in full



This COA can be verified by
scanning the QR code

***** This is end of the Certificate of Analysis *****

CERTIFICATE OF ANALYSIS

Client information

Amani Craft Cannabis Ltd.

Kelowna, Canada, V4V 1S5

COA information

COA number **240117_91241_PAR25452**

COA Date **17-Jan-2024**

Analysis Request ID **PAR25452**

Sample information

Sample Name **LOT# 007ACF**

Sample ID **LOT# 007ACF**

Laboratory ID **PAT75974**

Sample Receiving Date **11-Jan-2024**

Receiving Temperature **21°C**

Results information

Analysis Date	Test	Method Ref.	Results	Units	Specifications (EP 5.1.8. Microbiology)
15-Jan-2024	Yeast and Mold Count	EP 2.6.12	5120	CFU/g	<=50000
14-Jan-2024	Bile-Tolerant Gram Negative Bacteria	EP 2.6.13	<10	MPN/g	<=10000
14-Jan-2024	Escherichia coli	EP 2.6.13	Negative	/g	Negative
14-Jan-2024	Salmonella spp.	EP 2.6.13	Negative	/25g	Negative
14-Jan-2024	Aerobic Microbial Count	EP 2.6.12	2400	CFU/g	<=500000

Authorized by: Laboratory Manager

Signature:



Details of testing

1. Results only apply to the items tested and to the sample(s) as received.
2. This report may not be distributed or reproduced except in full.



This COA can be verified by scanning the QR code

***** This is end of the Certificate of Analysis *****

CERTIFICATE OF ANALYSIS

Client information

Amani Craft Cannabis Ltd.
Kelowna, Canada, V4V 1S5

COA information

COA number **240117_91288_PAR25452**
COA Date **17-Jan-2024**
Analysis Request ID **PAR25452**

Sample information

Sample Name **LOT# 007ACF**
Sample ID **LOT# 007ACF**
Laboratory ID **PAT75974**


Sample Receiving Date **11-Jan-2024**
Receiving Temperature **21°C**

Results information

Analysis Date	Test	Method Ref.	Results	Units
13-Jan-2024	Moisture	PAT-AM-023(USP <731>)	11.09	%

Authorized by: Laboratory Manager

Signature:



Details of testing

1. Results only apply to the items tested and to the sample(s) as received.
2. This report may not be distributed or reproduced except in full.



This COA can be verified by
scanning the QR code

Sample information

Sample Name	LOT# 007ACF	Sample Receiving Date	11-Jan-2024
Sample ID	LOT# 007ACF	Receiving Temperature	21°C
Laboratory ID	PAT75974	Analysis Date	17-Jan-2024
Method Ref.	PAT-AM-024		

Results Information

Aflatoxins	Results	Unit	LOQ
Aflatoxin B1	<0.002	ppm	0.002 ppm
Aflatoxin B2	<0.002	ppm	0.002 ppm
Aflatoxin G1	<0.002	ppm	0.002 ppm
Aflatoxin G2	<0.002	ppm	0.002 ppm
Total Aflatoxins (B1,B2,G1,G2)	<0.002	ppm	0.002 ppm

Authorized by: Laboratory Manager

Signature:



Details of testing

1. LOQ- Limit of quantification
2. Results only apply to the items tested and to the sample(s) as received.
3. This report may not be distributed or reproduced except in full.



This COA can be verified by
scanning the QR code

Sample information

Sample Name	LOT# 007ACF	Sample Receiving Date	11-Jan-2024
Sample ID	LOT# 007ACF	Receiving Temperature	21°C
Laboratory ID	PAT75974	Analysis Date	16-Jan-2024
Method Ref.	PAT-AM-026(EP 2.8.2)		

Results Information

Foreign Material	Results	Unit	LOQ
Foreign elements	0	%	N/A
Foreign organs	0	%	N/A
Other Foreign elements	0	%	N/A
Total Foreign matter	0	%	N/A

Authorized by: Laboratory Manager

Signature: 

Details of testing

1. LOQ- Limit of quantification
2. Results only apply to the items tested and to the sample(s) as received.
3. This report may not be distributed or reproduced except in full.



This COA can be verified by scanning the QR code

Sample information

Sample Name	LOT# 007ACF	Sample Receiving Date	11-Jan-2024
Sample ID	LOT# 007ACF	Receiving Temperature	21°C
Laboratory ID	PAT75974	Analysis Date	15-Jan-2024
Method Ref.	PAT-AM-020 (USP 233 Modified)		

Results Information

Heavy Metals	Results	Unit	LOQ
Arsenic	<0.025	ppm	0.025
Cadmium	<0.020	ppm	0.02
Lead	<0.010	ppm	0.01
Mercury	<0.005	ppm	0.005

Authorized by: Laboratory Manager

Signature:



Details of testing

1. LOQ- Limit of quantification
2. Results only apply to the items tested and to the sample(s) as received.
3. This report may not be distributed or reproduced except in full.



This COA can be verified by scanning the QR code

Sample information

Sample Name	LOT# 007ACF	Sample Receiving Date	11-Jan-2024
Sample ID	LOT# 007ACF	Receiving Temperature	21°C
Laboratory ID	PAT75974	Analysis Date	17-Jan-2024
Method Ref.	PAT-AM-024		

Pesticides Dried Cannabis Results Information

Compound Detected	Results (ppm)	RDL
No Compounds Detected		


Compounds Not Detected	Results (ppm)	RDL
Abamectin	ND	0.02
Acephate	ND	0.02
Acequinocyl	ND	0.02
Acetamiprid	ND	0.02
Aldicarb	ND	0.02
Allethrin	ND	0.02
Azadirachtin	ND	0.02
Azoxystrobin	ND	0.01
Benzovindiflupyr	ND	0.01
Bifenazate	ND	0.02
Bifenthrin	ND	0.02
Boscalid	ND	0.01
Buprofezin	ND	0.01
Carbaryl	ND	0.02
Carbofuran	ND	0.01
Chlorantraniliprole	ND	0.01
Chlorphenapyr	ND	0.05
Chlorpyrifos	ND	0.01
Clofentezine	ND	0.01
Clothianidin	ND	0.02
Coumaphos	ND	0.01
Cyantraniliprole	ND	0.01
Cyfluthrin	ND	0.1
Cypermethrin	ND	0.02
Cyprodinil	ND	0.02
Daminozide	ND	0.05
Deltamethrin	ND	0.02
Diazinon	ND	0.01
Dichlorvos	ND	0.02
Dimethoate	ND	0.01
Dimethomorph	ND	0.02
Dinotefuran	ND	0.02
Dodemorph	ND	0.02
Endosulfan sulfate	ND	0.02
Endosulfan-alpha	ND	0.1
Endosulfan-beta	ND	0.01
Ethoprophos	ND	0.01
Etofenprox	ND	0.01

Compounds Not Detected	Results (ppm)	RDL
Etoazole	ND	0.01
Etridiazole	ND	0.01
Fenoxycarb	ND	0.01
Fenpyroximate	ND	0.02
Fensulfothion	ND	0.01
Fenthion	ND	0.01
Fenvalerate	ND	0.05
Fipronil	ND	0.01
Flonicamid	ND	0.02
Fludioxonil	ND	0.01
Fluopyram	ND	0.01
Hexythiazox	ND	0.01
Imazalil	ND	0.01
Imidacloprid	ND	0.01
Iprodione	ND	0.5
Kinoprene	ND	0.05
Kresoxim-methyl	ND	0.01
Malathion	ND	0.01
Metalaxyl	ND	0.01
Methiocarb	ND	0.01
Methomyl	ND	0.02
Methoprene	ND	0.5
Mevinphos	ND	0.02
MGK-264	ND	0.02
Myclobutanil	ND	0.01
Naled	ND	0.02
Novaluron	ND	0.02
Oxamyl	ND	0.02
Paclobutrazol	ND	0.01
Parathion-methyl	ND	0.02
Permethrin	ND	0.1
Phenothrin	ND	0.02
Phosmet	ND	0.01
Piperonyl butoxide	ND	0.02
Pirimicarb	ND	0.01
Prallethrin	ND	0.02
Propiconazole	ND	0.01
Propoxur	ND	0.01
Pyraclostrobin	ND	0.01
Pyrethrins	ND	0.025
Pyridaben	ND	0.02
Quintozene	ND	0.01
Resmethrin	ND	0.02
Spinetoram	ND	0.01
Spinosad	ND	0.01
Spirodiclofen	ND	0.02
Spiromesifen	ND	0.02
Spirotetramat	ND	0.02
Spiroxamine	ND	0.01
Tebuconazole	ND	0.01
Tebufozide	ND	0.01

Compounds Not Detected	Results (ppm)	RDL
Teflubenzuron	ND	0.02
Tetrachlorvinphos	ND	0.01
Tetramethrin	ND	0.02
Thiacloprid	ND	0.01
Thiamethoxam	ND	0.01
Thiophanate-methyl	ND	0.02
Trifloxystrobin	ND	0.01

Authorized by: Laboratory Manager

Signature:



Details of testing

1. ppm (w/w): parts per million by weight, MRL: Maximum residue limits, RDL: Reporting detection limits
2. The compounds are ND (not detected) at or above the RDL
3. Health Canada and/or United States MRL are taken from Health Canada & Global MRL Database (where applicable) on the date of COA preparation
4. Results only apply to the items tested and to the sample(s) as received.
5. This report may not be distributed or reproduced except in full



This COA can be verified by scanning the QR code

***** This is end of the Certificate of Analysis *****