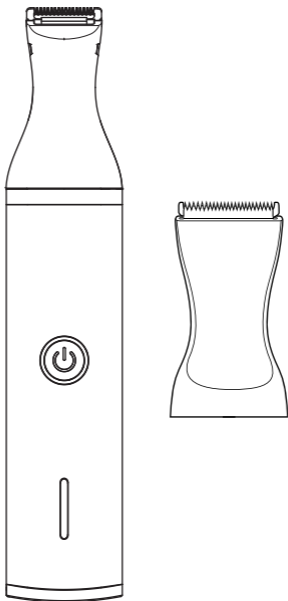



# Pet Paw Clipper

## Operation Manual



ON-G-P24

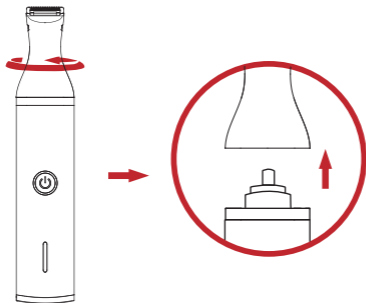
## Precautions For Use



1. Please do not disassemble the product.
2. The hair clipper can not be washed.  
Please keep it away from wet conditions.
3. The product can only be cleaned by cloth with little water or mild soap solution.
4. Do not charge the product under environment above 40°C or below 0°C.

※ The product can produce little heat during using or charging, which is normal.

## Cleaning & Maintenance



Remove the blade counter clockwise rotate and pull out the blade.

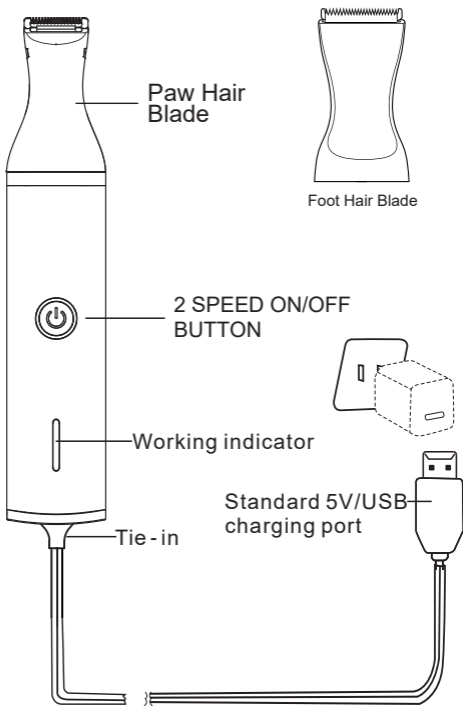


1. Use a clean brush to clean the dirt and hairs around the blade.



2. The blade can be removed out for washing and cleaning.

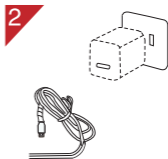
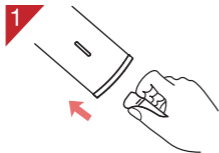
## Each Part Name



## Specifications

Pet Grooming Clipper	Motor	Operating voltage: 3V
	Battery	Battery type: 600mAh
		Charge time: 2h
		Operating time: 2h
	Charge	USB connect with adapter 5V $\overline{\text{---}}$ 1A
Power: 5W		

### Use the rechargeable mode



1. Insert the usb cable into the tail of clipper
2. 5V/USB connect with adapter
3. The charge light is on when in charging

Please charge in 2hrs for first use or unused for more than half year

# Warranty Card



## LIFETIME REPLACEMENT GUARANTEE

Thank you for your purchase. We're very confident about the premium quality of our professional electric clippers for dogs, so we have backed them up with an unparalleled lifetime replacement guarantee. If you ever have any issues with your pet grooming kit, please contact us for a free replacement or refund. We will get back to you within 24 hours.

oneisall Customer Support Email:

[\*\*oneisallservice@hotmail.com\*\*](mailto:oneisallservice@hotmail.com)

[\*\*support@oneisall.com\*\*](mailto:support@oneisall.com)



Scan the QR-Code to get the product installation video and join us to get more prize

