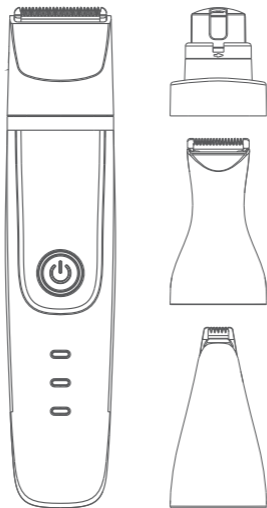


oneisall®

Dog Paw Trimmer

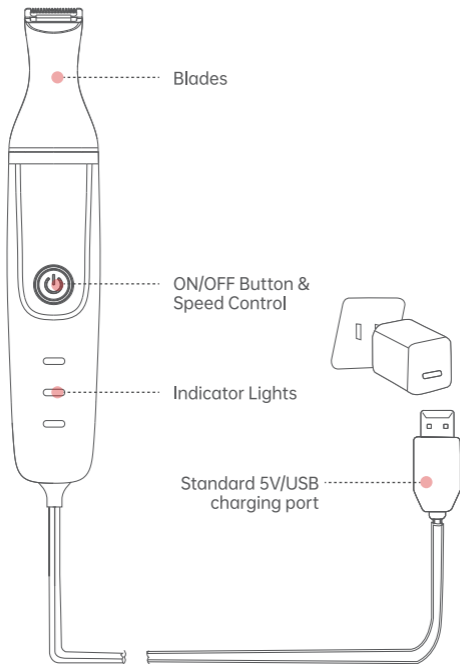
User Manual



If you have any questions, you can contact us:

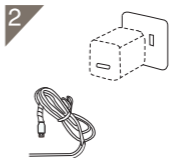
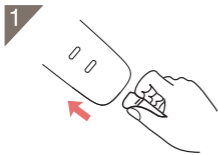
support@oneisall.com

ON-D06EU



Pet Grooming Clipper	Motor	Operating Voltage: 3V
	Battery	Battery type: 600mAh
		Charge time: 2h
		Operating time: 2h
	Charge	USB connect with adapter 5V=1A
		Power: 5W

Use the rechargeable mode

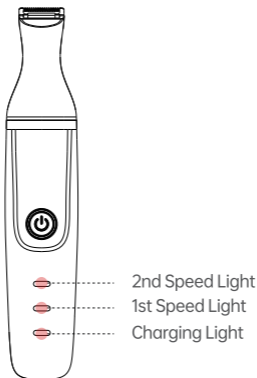


1. Insert the usb cable into the tail of clipper.
2. 5V/USB connect with adapter.
3. The charge light is on when in charging!

Please charge for 2h for the first use or unused for more than half a year.

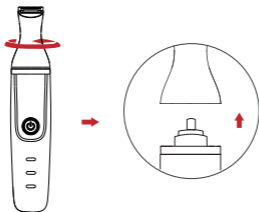
Indicator Lights

UK/US

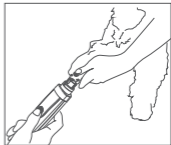
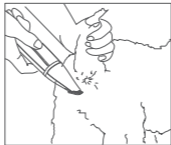



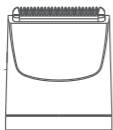
The Lights	State	Indicates
1st Speed Light	Green light on	Works under low speed
2nd Speed Light	Green light on	Works under high speed
1st Speed Light	Green light blinks	The battery is lower than 10%
2nd Speed Light	Green light blinks	The battery is lower than 10%
Charging Light	Red light blinks	Charging
Charging Light	Green light stays on	Fully charged

Clockwise rotate and pull out the blade, which can be directly washed underwater.

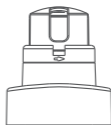


Trimming skills applicable to different areas.





Standard cutting head
for trimming the body hair of pets



Nail grinding head
for nail grinding of pets to
avoid scratches



Small cutting head
for trimming hair around claws,
hips and canthus



Narrow cutting head
for trimming around ear hairs
leg hairs of pets