

Welcome to




FRUITLAND Vacuum Pumps



Fruitland® Manufacturing leads the market in providing high quality vacuum pumps, accessories, and manufactured vacuum systems to our valued customers around the world.

Join us in our journey to design, build, shape and create a **Future Together.**





Air and Fan Cooled Rotary Vane Vacuum Pumps

We offer you a great variety of sizes and configurations of vacuum pumps designed to work with different applications in the fluid and liquid-waste transportation industries.

The airflow range of these high-performance, low oil consumption vacuum pumps ranges from 127 to 716 CFM.

From light septic and portable washrooms to heavy-duty industrial applications, we are here to help you get the efficiency, power, and dependability you need to keep your business growing.

RCF Series




Liquid Ring Vacuum Pumps

Liquid ring vacuum pumps utilize water or other compatible liquid as a sealant. With no contacting parts, the simple operation makes liquid ring vacuum pumps a safe and reliable choice for handling dirty and potentially dangerous gas streams.

- Designed for safe operation with remarkably low noise and vibration
- Capable of pumping gases & vapors with nearly isothermal compression of gases (ATEX- temperature class 5)
- Up to 2300 CFM

WR Series




Liquid Cooled Vacuum Pumps

Fruitland®'s water cooled vacuum pumps are engineered for tough, durable use minimizing maintenance and downtime. This water cooled, compact pump design maximizes suction with minimal power draw.

- Volume flow range from 900 up to 1600 m³/h (530 - 942 CFM)
- Compact dimensions
- Low weight allows greater truck payload
- Low power requirement

W Series





ELIM Build Packages

The Fruitland® Eliminator series offers the reliability of the Fruitland® pump combined with the ease and simplicity of our “Ready2Rig” pump mounts. We offer several design options to help you tailor your Eliminator package.


- Right angle gear box drive options.
- Hydraulic drive options.
- Options for belt-pulley drive.

ELIMINATOR Series

Engine Driven Vacuum Systems

The Eliminator engine-driven packages were developed for self-contained vacuum systems. They include a heavy-duty frame and a high-performance engine. The drive options available are:


- G - Gasoline engine driven systems
- D - Diesel engine driven systems
- E - Electric engine driven systems



ELIM G-D-E Series

Parts and Accessories for vacuum pumps & tanks

- From boom swivels to steel manways we have a variety of tank components and accessories of outstanding quality to meet your needs
- We have the replacement parts and repair kits to support your Fruitland pump and systems.
- Contact us for more information about these products



Pumps and tank parts & accessories



FRUITLAND



Visit our website:
www.fruitlandmanufacturing.com

CONTACT US

324 Leaside Avenue Stoney Creek,
Ontario L8E 2N7 Canada
PHONE: (905) 662-6552
FAX: (905) 662-5412
TOLL FREE: 1-800-663-9003
sales@fruitland-mfg.com

