

PRACTICE AND TEST PAGE



Check you know how to form all these letters correctly by going back to previous pages for finger tracing.



Complete these lines by copying the letters.

l l l

l

l

t t t

t

t

h h h

h

h

b b b

b

b

f f f

f

f

k k k

k

k



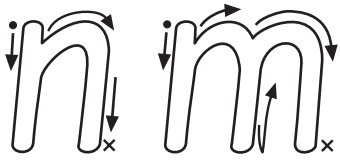
The letters you have practised are in this test. If your teacher sees that you have made them correctly, put a gold star★ on 'l', 't', 'h', 'b', 'f' and 'k' on your progress record. This is on page 33.

I like this fluffy black kitten.

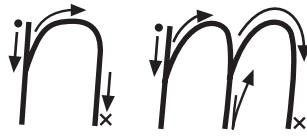
Lower Case Letters *n* and *m*



Finger Trace



Pencil Trace



Say - down, up and over the hill.

n n n

n

n

n

n

Say - down, up and over two hills.

m m m

m

m

m

m

Complete these lines by copying the words.

name

man

Copy this sentence underneath.

Tony made ten tasty muffins.

Common Mistakes

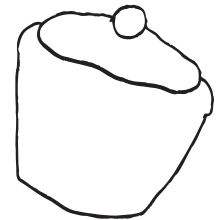
- *n* - pencil taken off.
- *hm* - too wide.

- *tn* - pencil taken off.
- *m* - middle stick not reaching.

n and **m** start the same way. Down with a stick then up and over the hill. There are 2 hills for **m**.

- Make a neat straight stick.
- Go up the stick a little way before going over the hill.
- Go over the hill and all the way down before going over the second hill for **m**.
- Don't take your pencil off until you complete the letter.
- Start at the dot. Follow the arrows. Finish at the cross.

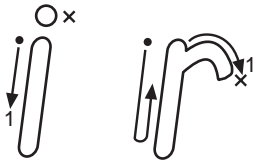
Draw paper cases on the muffins that have lost them.



Lower Case Letters *i* and *r*



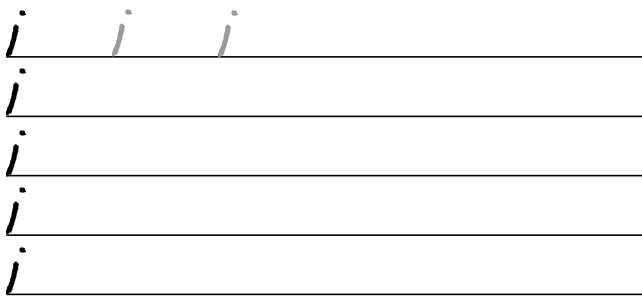
Finger Trace



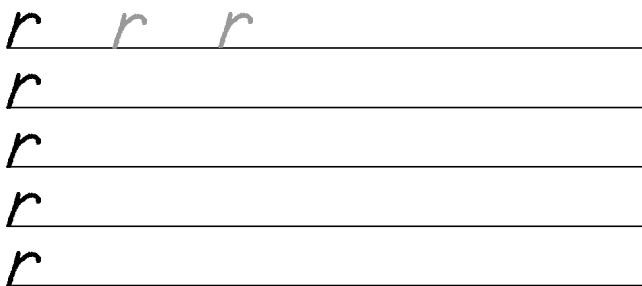
Pencil Trace



Say - down, add a dot.



Say - down, up and a curved roof.



Complete these lines by copying the words.

ride
rice

Copy this sentence underneath.

Kiwis leave footprints around trees.

Common Mistakes

- *i* - a circle for a dot.
- *r* - no proper curve top.
- *rice* - r curling over following letter.
- *r* - pencil taken off then top made.

i and *r* both start half way and go down with a straight stick.

- Take pencil off then add a dot above the stick.
- Don't take your pencil off until you finish *r*.
- Go back up the line and make a curved roof.
- Start at the dot. Follow the arrows. Finish at the cross.

Draw kiwi footprints around the trees.

