


Installation Guide

Picture 1




Parts List: as the picture shows.

Picture 2



Step 1: Install the light string into the glass cover as shown.

Picture 3




Step 2: Install as shown.

Picture 4



Step 3: Install the lampshade as shown.

Picture 5



Step 4: Wiring as shown in the figure (note: wiring distinguishes between neutral wire and live wire).

Picture 6



Completion.