



NEWAGE
PRODUCTS INC.

GARAGE STORAGE AND ORGANIZATION **PLANNING GUIDE**

DISCLAIMER: PRODUCT COLOR OR STYLE SHOWN MAY NOT BE AVAILABLE ACROSS ALL REGIONS



CREATE A MORE LIVEABLE GARAGE

The garage has evolved from a cluttered, forgotten dumping ground, into a functional extension of your homes livable space.

As a versatile area used for repairs, playing, working and storage areas, your garage can quickly fill with tools, sports gear and yard equipment, making it difficult to park your car or use the space efficiently.

Installing a versatile storage system that maximizes the available space in your garage allows for an organized, streamlined solution designed to fit your family's unique needs and lifestyle.

01 THINK ABOUT YOUR NEEDS

02 CREATING ZONES IN YOUR GARAGE

03 PLAN YOUR STORAGE COMPONENTS

04 CHOOSE YOUR WORKTOPS

05 INSTALLATION OPTIONS

06 DESIGNING A FLOOR PLAN

07 CHOOSING THE RIGHT SERIES

08 PRODUCTS TO MAXIMIZE YOUR SPACE

09 ADD FUNCTIONAL ACCESSORIES

10 HOW TO PURCHASE


11 CONNECT WITH NEWAGE PRODUCTS

01 THINK ABOUT YOUR NEEDS

Understanding the problem areas of your garage is the first step to solving the issues that cause you frustration. Is your garage floor cluttered with bins and large items, preventing you from fully utilizing the space? Maybe you're missing a Worktop for completing projects, or your tools constantly go missing.

⚠ COMMON PROBLEM AREAS ⚠

- A. Underutilized Ceiling Area / B. Floor is dumping ground for items
C. No Workspace / D. No Tool Storage / E. Inaccessible Wall Storage



CHECKLIST FOR PREPARING YOUR GARAGE

Purge your Space:

- Decide what should be kept or thrown away
- Organize your kept items into categories
- Donate or sell items that you no longer need
- Properly dispose of waste and hazardous materials

Cleaning and Repair:

- Vacuum or sweep floor of debris
- Clean floor oil stains with detergent, rinse and let dry
- Patch any holes in walls or cracks in floor while the garage is empty
- A quick paint job can freshen up your space

Make a Storage Plan:

- Draw a rough floor plan including obstructions
- Mark where you plan to put categorized items
- Keep floor plan for future use, to quickly locate your belongings

Understand Your Usage:

- Take preliminary measurements to understand how much space you have to use
- Note any large items you will need to save space for (car, boat, ATV, lawn mower)
- Visualize how you will use your garage

What's Your Problem?

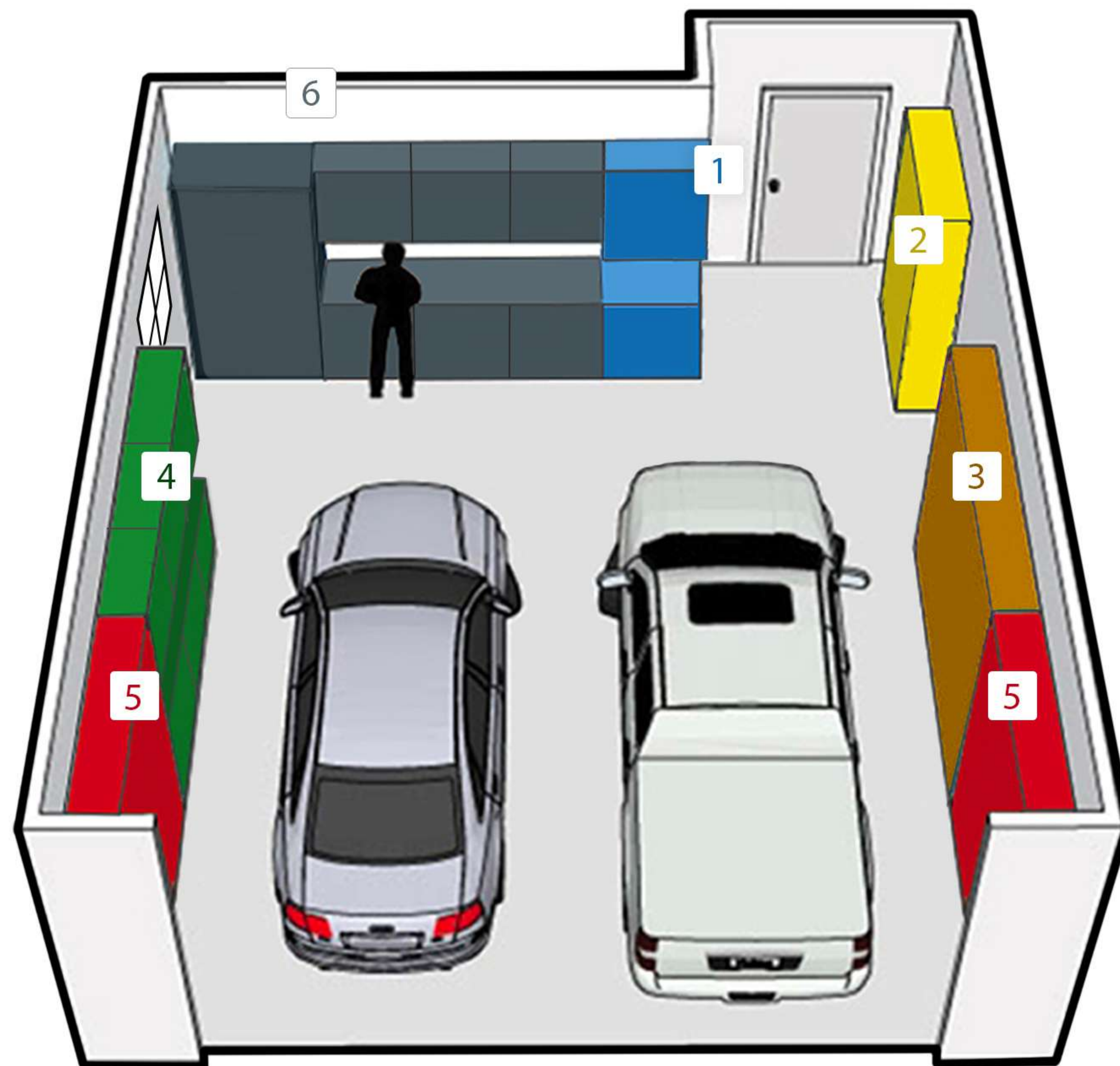
Write down 3 goals for your garage space. These will help you figure out which organization solutions will solve your problems:

1. _____
2. _____
3. _____

02 CREATING ZONES IN YOUR GARAGE

Designating specific areas to store similar use items will help you stay organized. Whether you're a DIY master, a gardening enthusiast, or live for sports and outdoor adventure, your hobby has its own equipment and space requirements. By storing your gear efficiently and logically, you can spend less time looking for your belongings, and more time doing what you love.

Here are some zone suggestions:



GARAGE ZONES

- | | |
|-----------------------|-------------------|
| 1 Cleaning Zone | 4 Gardening Zone |
| 2 Sports Zone | 5 Automotive Zone |
| 3 Seasonal Items Zone | 6 Workshop Zone |

CLEANING ZONE

This zone is ideally located near a Sink Cabinet to help keep messes out of the house. Multi-Use Lockers feature adjustable shelves to efficiently store large items like garden hoses, watering cans, buckets or even a pressure washer. Consider adding a Multi-Function Cabinet for small and medium sized item storage along with its integrated garbage bin.

SPORTS ZONE

Keep your equipment, games and sports bags stored in our tall Lockers with adjustable shelf space for grab-and-go accessibility. Slatwall Backsplash with Hook Accessories are a great way to keep balls, gloves and toys available to kids, for a quick and easy clean up.

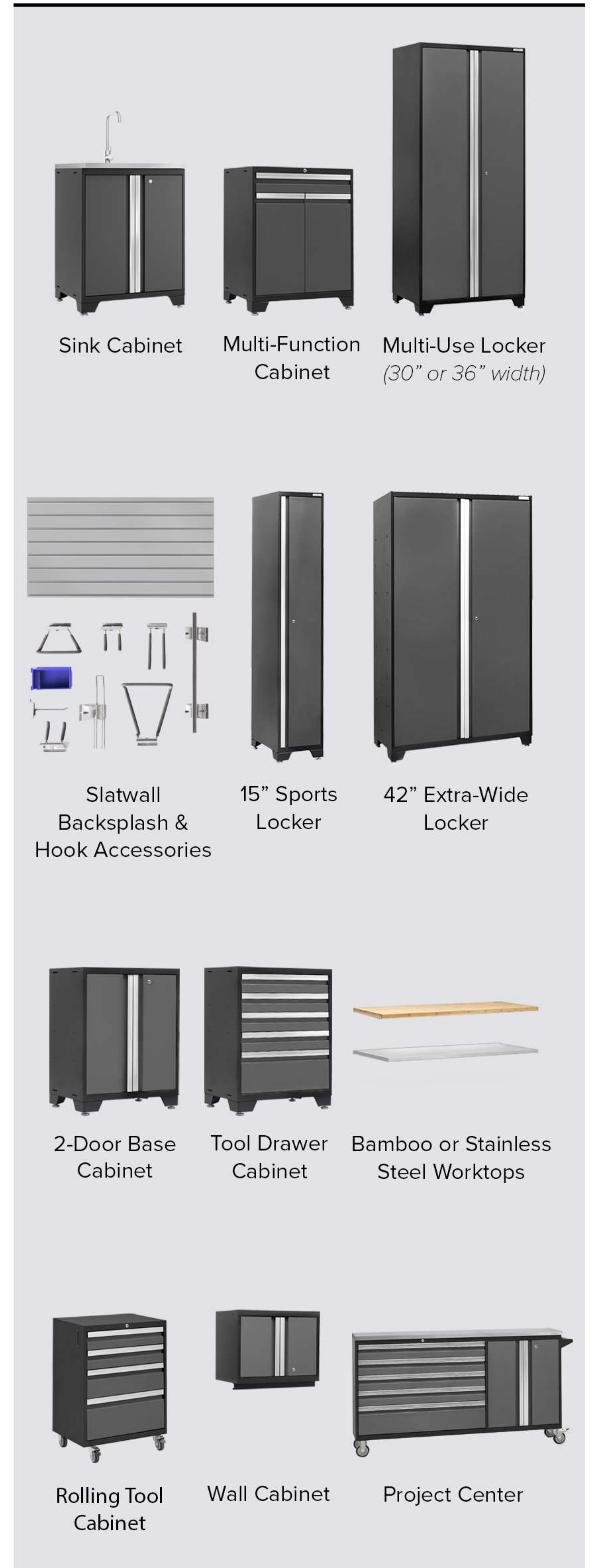
GARDENING ZONE

A gardening zone is a must-have location for anyone with a green thumb. Base Cabinets are the perfect solution for storing your watering can and potting soil, while our Worktops give you plenty of space for seed starting and pruning. Add a Tool Cabinet for a place to store your gardening gloves, trowels, pruners and other garden tools.

AUTOMOTIVE ZONE

Car repairs and maintenance are a breeze with a dedicated automotive zone. Consider adding a Wall Cabinet for a place to put your car cleaning kit. To have all your tools easily accessible, add a Rolling Tool Cabinet or Project Center to provide mobile storage for your wrenches, ratchets, sockets, and additional hardware.

STORAGE SOLUTIONS



03 PLAN YOUR STORAGE

FLOOR CABINETS



Two-Door Base

A strong and sleek solution for your garage's organizational needs. Includes an adjustable steel shelf and a cable management solution.



Tool Drawer

Perfect for small tools and hardware such as nails, screws, hooks, hammers and wrenches. The lined and heavy-duty full extension drawers slide smoothly on soft-close ball bearing slides.



Multi-Function

Features a removable garbage bin drawer and a small parts drawer, complete with 24 storage containers which are perfect for small parts and tools.

** Pro Series only*




Sink

Tackle your outdoor clean-up right in your garage. The large sink basin easily fits wash buckets and paint trays with a single lever faucet.

** Pro Series only*

LOCKERS



15" Sports Locker

Our Sports Locker offers tall storage for smaller spaces. Includes 4 adjustable steel shelves and a closet rod with multi-peg hooks.

** Pro Series only*



30" or 36" Multi-Use Locker

Our classic Multi-Use Locker is perfect for organizing your tools and garage gear. The 36" Lockers include 4 adjustable shelves whereas the 30" Lockers include 3 shelves. Both come with a closet rod.



42" Extra-Wide Locker

Store all your oversized items behind lockable doors. Height-adjustable shelves let you customize your storage, and a strong steel frame provides the strength for storing heavy tools and seasonal items.

** Bold Series only*

MOBILE CABINETS



Project Center

With plenty of drawers for keeping tools organized, a spacious cabinet area for large item storage, and a durable worktop, the Project Center is the perfect mobile work space.

** Bold Series only*



Rolling Tool Cabinet

Designed with a compact footprint in mind, the Rolling Tool Cabinet features 4" anti-tip locking casters, offering a mobile storage solution.

** Bold Series only*



Mobile Locker

When you need the storage space of a locker, with the portability of casters, the Mobile Locker provides organization to store all of your large tools and belongings on-the-go.

** Pro Series only*

WALL STORAGE



Wall Cabinet

A sleek and secure solution for getting your gear up and off-the-ground. Our Wall Cabinets are fully-lockable and includes light channels for under-cabinet lighting.



Corner Wall Cabinet

Get more storage capacity out of your setup with our 90 degrees Corner Wall Cabinet designed with a spacious interior compartment, a fully lockable flip-up door design, and a light channel for under-cabinet lighting.



Tall Wall Cabinet

Use your wall space even more efficiently with the added storage of the Tall Wall Cabinet. The extra vertical space of the cabinet interior allows for double stacked storage of tall bottles, crates and boxes, getting items off your floor and clearing your workspace.

** Pro Series only*

04 CHOOSE YOUR WORKTOP

Complete your cabinet system with a highly durable worktop, custom-fit to your set.

Choose from our **Stainless Steel** or **Bamboo** worktops for a strong work surface that's easy to wipe down and keep clean.



THE PERFECT FIT FOR ANY SET

Beautifully crafted and finished, these worktops give you plenty of room to complete any project.

Available in **3 sizes** to fit your cabinet series:

Bold Series 3.0

WORKTOPS ARE
1" THICK



21" Corner
21"W x 21"D x 1"H



48" Linear
48"W x 18"D x 1"H



72" Linear
72"W x 18"D x 1"H

Pro Series 3.0

WORKTOPS ARE
1 1/4" THICK



24" Corner
24"W x 24"D x 1 1/4"H



56" Linear
56"W x 24"D x 1 1/4"H



84" Linear
84"W x 24"D x 1 1/4"H


05 QUICK AND EASY INSTALLATION OPTIONS

Newage Products garage cabinetry is designed to be incredibly easy to install, even for those who don't consider themselves handy with tools.

The modular versatility of our cabinetry extends to the installation options available.


Off the Ground

Install your cabinets at the perfect height for your needs, while providing additional foot room and easy under-cabinet clean up.



Stacked Vertically

Our floor cabinets allow for a stacked installation to create a tall organization unit. Built in screw holes and included hardware make this configuration easy to assemble.




Install on Feet

Traditional floor installation, for base cabinets with adjustable leveling legs. Ensures a perfectly level set up on uneven floors.



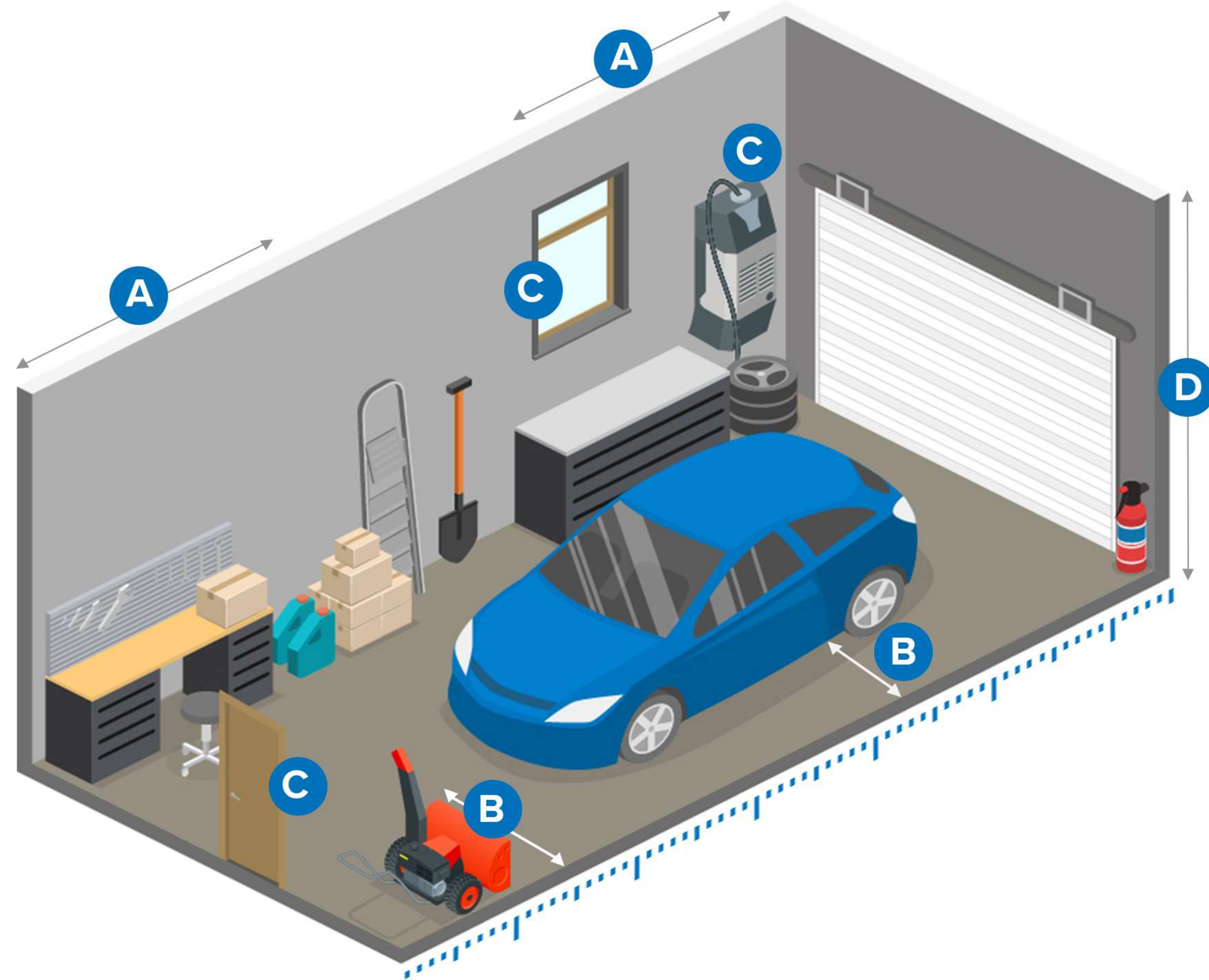
Mobile Casters

Swap out legs for premium caster wheels to turn your floor cabinet into a portable work station.



06 DESIGNING A FLOOR PLAN

While our different cabinet series can be used in any size of space, selecting cabinets to maximize your perimeter storage area is a good strategy.



MEASURING YOUR SPACE

To create a floor plan of your garage, start by measuring the dimensions of:

- A. Open wall space where a cabinet set might make sense
- B. Measure out from the walls to figure out how much space you need for parked cars or other large obstructions
- C. Size and location of any fixed items (Items like windows, doors, stairs, central vacuums, switches, outlets, etc)
- D. Take vertical measurement to check your ceiling height

PRO TIP

Make sure to consider these details when measuring for your floor plan:

- Mark your design for specific cabinet requirements, such as outlets for connecting LED Lights, or plumbing for Sink Cabinets
- Take measurements with cabinet doors open *and* closed to be aware of space limitations
- Bigger isn't always better. Additional smaller cabinets can sometimes be a more effective solution than one large cabinet

BOLD SERIES 3.0



PRO SERIES 3.0



Depth:

Our large lockers can need up to **40 1/2"** from the back of the cabinet for **door clearance** while our compact cabinets require **32 1/2"**. Ensure that you have adequate space to use your cabinet system with parked cars or other large obstructions.

Height:

Measure your **ceiling height** to figure out how much vertical space you have to work with for overhead racks and wall cabinets. Locker cabinets can require from **77 1/4"** to **85 1/4"** of height clearance.

Width:

Cabinet and locker widths vary based on the series. Add the specific cabinet widths for your desired set up to ensure there is adequate clearance to either side.

07 CREATE A SPACE TAILORED TO YOUR NEEDS

Compare the Bold and Pro series of Garage Cabinets to decide which one best fits your lifestyle and needs. Each series is a **customizable modular system**, allowing you to reposition cabinets in many different layouts with additional installation options.

And to complete your perfect space, choose between our **Stone Composite Luxury Vinyl** flooring selection. This new generation of flooring is engineered unlike any other, so you can worry less about how you're using it, and imagine the possibilities for where you can use it.

CABINET COMPARE PAGE

Compare all our garage cabinet series to find the right fit for you. [Learn More >](#)



BOLD SERIES 3.0

Efficient storage solution in a compact design, to get your family organized.

[Learn More >](#)



PRO SERIES 3.0

Premium commercial-grade cabinets, for those who demand more from their storage systems.

[Learn More >](#)



LUXURY VINYL TILE

The premium look of natural stone, with added comfort.

[Learn More >](#)



LUXURY VINYL PLANK

Incredibly realistic wood plank styles, with commercial-grade durability.

[Learn More >](#)

BOLD SERIES 3.0 OVERVIEW VIDEO



PRO SERIES 3.0 OVERVIEW VIDEO



STONE COMPOSITE FLOORING OVERVIEW VIDEO



08

UNIQUE PRODUCTS TO MAXIMIZE YOUR SPACE

Steel Slatwall Backsplash & Accessory Kits

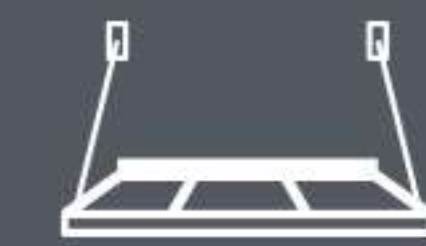
AVAILABLE IN:

Smooth steel that takes your **Bold Series 3.0** cabinet sets to the next level while adding functionality

For a premium look, a unique Diamond Plate pattern design provides the perfect backing for your **Pro Series 3.0** cabinet set



Take your garage cabinetry to the next level, with durability, high-quality accessories custom-built for NewAge's cabinet series.



OFF-THE-FLOOR STORAGE

Ultra-strong, with versatile installation options, our **Pro Series Wall Mounted Shelves** maximize the potential of your garage.



SLATWALL BACKSPASH

Strong steel panels provide the perfect backing for your garage cabinet set. Make the most of your Slatwall Backsplash, with a wide variety of utility hooks and components to keep your quick-grab tools within easy reach.



Pro Series Wall Mounted Steel Shelves

Explore 3 possible configurations and find the perfect solution for your space.

[Learn More >](#)

Overhead



Perimeter Wall



Stacked



Available in 4 sizes and 2 colors.
(2'x4', 2'x8', 4'x4' and 4'x8', in Black or White)

09 ACCESSORIZE YOUR ORGANIZATION

From undermount LED lighting, to durable worktops and precision-fit tool trays, every NewAge Products accessory is designed to work seamlessly with our cabinet series.

No tinkering to get a good fit, or guesswork about compatibility.

Just premium quality accessories that add unique functionality to your space.

LED Light Adapters & Connectors

Brighten your workspace with high-powered LED lighting that magnetically fastens to your Wall Cabinets. Connect up to four LED lights in a series, using a single power adaptor, for one-switch illumination.

Steel Slatwall Backsplash

Steel wall protection for your work area, custom-fit to your specific cabinet system. Easy to install and works with many 3" on-center Slatwall Hooks and accessories.

Tool Tray Insert Options

The laser cut EVF-foam tool tray inserts are precision fit for NewAge Products Pro Series tool cabinets. Clearly marked cutouts identify every piece of hardware, so you'll always know which tools you've removed. The included hand tools are engineered from chromium-vanadium steel, for added strength and corrosion resistance.

Pro Series Trays



Wrench Tool Tray



Socket Set Tray



Screwdriver & Plier Tray

HOW TO: PURCHASE YOUR GARAGE STORAGE SOLUTION

We offer a dynamic shopping experience that allows you to find your perfect garage organization solution. Whether you prefer to handpick each cabinet and accessory, select from our turn-key configurations, or build your ideal solution with free help from our design team, we'll provide the guidance you need to make an educated

CREATE YOUR OWN CUSTOM SET

A personalized approach. Simply select the components you need to build your ideal setup, tailored to your specifications.

[START BUILDING YOUR SET >](#)



BUILD THE IDEAL SET FOR YOUR SPACE

GREAT FOR MULTI-WALL OR LARGE GARAGE BUILDS

MIX AND MATCH CABINET SERIES AND STYLES

CHOOSE A PRE-CONFIGURED SET

Browse our curated, ready-to-ship cabinet systems, assembled from best selling and popular sets.

[SHOP PRE-CONFIGURED SETS >](#)



QUICKLY AND EASILY GET AN OPTIMIZED TURN-KEY SET

CHOOSE FROM POPULAR AND PROVEN ARRANGEMENTS

FIND PRE-CONFIGURED SETS THAT WORK FOR ANY SIZE OF SPACE

CHECK OUT OUR *FREE* 3D DESIGN SERVICES

Our professional designers will create a realistic 3D rendering of your exact space, with product suggestions based off of your own needs and requirements.



Contact our design team with your room specifications



Arrange an online design session to identify your needs



Receive a 3D render of your garage solution, with a full product quote and purchase link

[Contact our Designers Now >](#)

Connect With Us

We're here to provide you with more information, answer any questions you may have, and create an effective solution for your organizational needs.



Contact Our Inside Sales Team

BY PHONE

1.877.306.8930 + Option 2

BY EMAIL

info@newageproducts.com

[Visit our Contact Page >](#)



Product Guides & Video Supports

View video tutorials designed to help you get the most out of your garage solution

[View Videos >](#)



Inspire Others With Your Design

Share your storage solution and tips to inspire others through any of our social media platforms below

