


# PERSUADE by MARAZZI



## Color Availability



**White\***



**Beige\***



**Gray\***







THE MASONRY CENTER

Website: [masonrycenter.com](http://masonrycenter.com)

Phone Number: 800.284.9398

# SPECIFICATIONS

## SIZES

			Thickness	Sq. Ft./ Carton	Pieces/ Carton
	12 x 24 Floor Tile	(11-13/16" x 23-13/16") (30.00 cm x 60.48 cm)	5/16"	17.37	9
	6 x 18 Wall Tile	(6" x 18") (15.25 cm x 45.76 cm)	3/8"	11.25	15
	4 x 12 Wall Tile	(4-1/4" x 12-7/8") (10.91 cm x 32.77 cm)	5/16"	10.64	28
	1 x 3 Brick-Joint Mosaic (Dot-Mounted)	(12-1/4" x 12-1/8") (31.12 cm x 30.80 cm)	1/4"	10.56	12

## APPLICATIONS

	Target DCOF wet	Suitable
Dry & Level - Interior Floor	N/A	■*
Wet & Level - Interior Floor	≥ 0.42	■*
Shower Floors (Residential or Light Commercial)	≥ 0.42	■**
Exterior Floor Applications (including pool decking & other wet areas with minimal footwear)	≥ 0.60	
Ramps & Inclines	≥ 0.65	
Walls/Backsplashes	N/A	■
Countertops	N/A	■*
Pool Linings	N/A	■**

A DCOF value of ≥ 0.42 is the standard for tiles specified for level interior spaces expected to be walked upon when wet, as stated in ANSI A137.1-2012, Section 9.6. For more information about DCOF and the DCOF AcuTest™, visit [marazzitile.com/DCOF](http://marazzitile.com/DCOF).

### APPLICATION NOTES:



Floor tile suitable for exterior applications in freezing and non-freezing climates, when proper installation methods are followed.

Wall and mosaic tile suitable for exterior applications in non-freezing climates, when proper installation methods are followed.

\* Wall tile not suitable for this application.

\*\* Mosaic tile only

## TRIM

Description	Number	Size	Shape
Floor Bullnose	P-43F9	3 x 24	
Jolly	S1/212J	1/2 x 12	

## INSTALLATION

Grout Joint Recommendation	Shade Variation
<p><b>Floor:</b> 3/16" (Overlap should not exceed 33% when installing tile with a length 15" or greater in a staggered brick-joint pattern.)</p> <p><b>6 x 18 Wall:</b> 1/16" (1/8" when rectangular size is installed in a staggered brick-joint pattern; overlap should not exceed 33%.)</p> <p><b>4 x 12 Wall:</b> 1/16" (When rectangular size is installed in a staggered brick-joint pattern, overlap should not exceed 33%.)</p> <p><b>Mosaic:</b> 1/8"</p>	<p><b>V2</b> Medium Variation</p>

## PERFORMANCE CHARACTERISTICS

	ASTM#	Floor Result	Wall Result	Mosaic Result
Water Absorption	C373	<0.5%	<20.0%	<3.0%
Breaking Strength	C648	> 275 lbs	120 - 230 lbs	> 250 lbs
Scratch Hardness	MOHS	8.0	4.0 - 6.0	7.0
Chemical Resistance	C650	Resistant	Resistant	Resistant
Abrasion Resistance	C1027	III	N/A	III

For additional information on test results, visit us at: [marazzitile.com/information/TestResults](http://marazzitile.com/information/TestResults).

