


HISTORIC LIMESTONE by AMERICAN OLEAN




Color Availability



***Native**




Native Blend



Legacy



Legacy Blend



***Lineage**



Lineage Blend



***Tradition**



Tradition Blend



THE MASONRY CENTER








SURFACES AND SERVICE REINVENTED

Website: masonrycenter.com

Phone Number: 800.284.9398

SPECIFICATIONS

SIZES

			THICKNESS	SQ. FT./ CARTON	PIECES/ CARTON
	24 x 48 Floor Tile*	23-3/8" x 46-15/16" (59.44 cm x 119.30 cm)	5/16"	15.26	2
	24 x 24 Floor Tile*	23-3/8" x 23-3/8" (59.44 cm x 59.44 cm)	5/16"	15.20	4
	12 x 24 Floor Tile*	11-5/8" x 23-3/8" (29.56 cm x 59.44 cm)	5/16"	15.12	8
	2 x 8 Floor Tile	2-1/4" x 8" (5.73 cm x 20.34 cm)	3/8"	4.68	36
	12 x 10 Landmark Hex (Mesh-mounted)	12-1/2" x 10-1/2" (30.48 x 33.02 cm)	5/16"	4.56	10
	3 x 12 Picket Wall Tile	3" x 12" (7.65 cm x 30.70 cm)	5/16"	8.88	40
	2 x 2 Mosaic* (Dot-mounted)	12" x 24" Sheet (30.48 cm x 60.96 cm Sheet)	1/4"	24.00	12

*With Stepwise™ Technology

INSTALLATION & PRICING

Grout Joint Recommendation

Floor: 1/8" (3/16" when installing tile with a length 15" or greater in a staggered brick-joint pattern, overlap should not exceed 33%.)

Wall: 1/16"

Mosaic: 1/8"

Shade Variation



PERFORMANCE CHARACTERISTICS

	ASTM#	FLOOR/LANDMARK HEX RESULT	WALL RESULT	2x2 MOSAIC RESULT
Water Absorption	C373	< 0.5%	< 20.0%	< 3.0%
Breaking Strength	C648	> 275 lbs	120 - 230 lbs	> 250 lbs
Scratch Hardness	MOHS	8.0	4.0 - 6.0	7.0
Chemical Resistance	C650	Resistant	Resistant	Resistant

For additional information on test results, visit us at: americanolean.com/information/TestResults.

DURABILITY

Floor Surface Wear Resistance

1	Residential Bathrooms	3	All Residential / Light Commercial
2	All Residential Areas	4	All Residential / Commercial

FEATURES



POST-CONSUMER
RECYCLED MATERIALS



PRE-CONSUMER
RECYCLED MATERIALS




MADE IN THE U.S.A.



REVEAL IMAGING®

TRIM

			NUMBER	PIECES/ CARTON
	Floor Bullnose	3 x 24	P43F9	10
	Jolly	1/2 x 12	S1/212J	6 cards*

* 4 pieces per card.

APPLICATIONS

	TARGET DCOF WET	SUITABLE
Dry & Level - Interior Floor	N/A	●*
Wet & Level - Interior Floor	≥ 0.42	●*
Shower Floors (Residential or Light Commercial)	≥ 0.42	●**
Exterior Floor Applications (including patios, pool decking & other wet areas with minimal footwear)	≥ 0.60	●***
Ramps & Inclines	≥ 0.65	
Walls/Backsplashes	N/A	●
Countertops	N/A	●*
Pool Linings	N/A	●**

A DCOF value of ≥0.42 is the standard for tiles specified for level interior spaces expected to be walked upon when wet, as stated in ANSI A137.1-A326.3. For more information about DCOF and the DCOF AcuTest™, visit americanolean.com/DCOF.

APPLICATION NOTES:

Wall tile and 2 x 2 mosaic suitable for exterior applications (provided it is noted as suitable in the applications chart above) in non-freezing climates, when proper installation methods are followed.

Floor tile and Landmark Hex suitable for exterior applications (provided it is noted as suitable in the applications chart above) in freezing and non-freezing climates, when proper installation methods are followed.

* Wall tile not suitable for this application.

** Mosaic tile only.

*** Floor tile and 2 x 2 Mosaics only.

NOTES

Since there are variations in all fired ceramic and natural products, tile and trim supplied for your particular installation may not match samples. Final confirmation should be made from actual tiles and trim prior to installation. Manufactured in accordance with ANSI A137.1 standards.

Not for use on ramps. Water, oil, grease, improper drainage and certain footwear can create slippery conditions. Floor applications expected to be exposed to these conditions require extra caution in product selection.

For additional information refer to "Factors to Consider" at: americanolean.com/Factors.

Special consideration needs to be given when installing tiles greater than 15 inches. Please refer to americanolean.com/LargeTiles for more information.

