


# HISTORIC PRESERVE™

GLAZED PORCELAIN


SIZES:

20 x 20  
Rectified  
Floor Tile

12 x 24  
Rectified  
Floor Tile



VENETIAN WHITE HP05



TORINO GREY HP06



ROMAN BEIGE HP07



TUSCAN CHARCOAL HP08

## PACKAGING

SERIES	SIZE	SF/CTN	PCS/CTN
HISTORIC PRESERVE™	12 X 24	17.10	9
	20 X 20	18.48	7

## APPLICATIONS


	Target DCOF wet	Suitable
Dry & Level - Interior Floor	N/A	●
Wet & Level - Interior Floor	≥ 0.42	●
Shower Floors (Residential or Light Commercial)	≥ 0.42	
Exterior Floor Applications (including pool decking & other wet areas with minimal footwear)	≥ 0.60	
Ramps & Inclines	≥ 0.65	
Walls/Backsplashes	N/A	●
Countertops	N/A	●
Pool Linings	N/A	

A DCOF value of ≥ 0.42 is the standard for tiles specified for level interior spaces expected to be walked upon when wet, as stated in ANSI A137.1-A326.3.

### APPLICATION NOTES:

Suitable for exterior applications in freezing and non-freezing climates, when proper installation methods are followed.

## INSTALLATION

Grout Joint Recommendation	Shade Variation
<b>HISTORIC PRESERVE</b> 1/8" (3/16" when installing tile with a length 15" or greater in a staggered brick-joint pattern; overlap should not exceed 33%).	 High Variation (V3)

## PERFORMANCE CHARACTERISTICS

	ASTM#	FLOOR RESULT
Water Absorption	C373	< 0.5%
Breaking Strength	C648	> 275 lbs.
Scratch Hardness	MOHS	7.0
Chemical Resistance	C650	Resistant

## DURABILITY

### Floor Surface Wear Resistance

1	Residential Bathrooms		All Residential / Light Commercial
2	All Residential Areas	4	All Residential / Commercial

## NOTES

Since there are variations in all fired ceramic and natural products, tile and trim supplied for your particular installation may not match samples. Final confirmation should be made from actual tiles and trim prior to installation. Manufactured in accordance with ANSI A137.1 standards.

Not for use on ramps. Water, oil, grease, improper drainage and certain footwear can create slippery conditions. Floor applications expected to be exposed to these conditions require extra caution in product selection.

Special consideration needs to be given when installing tiles greater than 15 inches.

Use of a latex modified thin-set is recommended for installation.