

Two-Piece, T-Style Scanning Hook for pegboard or slat wall



Keep Your Hooks In Line

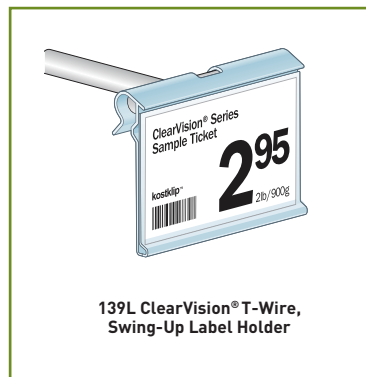
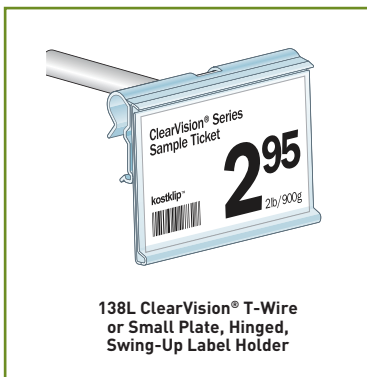
Merchandise your pegboard or slat wall with kostklip's Two-Piece, T-Style Scanning Hook. The removable wire makes it easy to rearrange your merchandise while keeping your sight lines in place. Use kostklip's compatible swing-up ClearVision® or ClearGrip® label holders for your paper price tickets.

Features

- Two-piece plastic back and removable wire
- Fits pegboard or slat wall
- 0.187" diameter wire
- Compatible with 138L and 139L ClearVision® label holders
- Compatible with 221T ClearGrip™ label holder

Code	Description	Color	Pack
TPH2-105949	4"L	--	100
TPH2-105950	6"L	--	100
TPH2-105951	8"L	--	100
TPH2-105952	10"L	--	100
TPH2-105953	12"L	--	100

compatible label holders



Toll-Free North America 1.800.661.5547

Kost Klip Manufacturing Ltd. | www.kostklip.com | sales@kostklip.com

TPH2_Scanning-Hook_061714 | Printed in Canada


Two-Piece, T-Style Scanning Hook merchandising hook installation guide



1. Insert the hook backing into the pegboard.



2. Insert the wire into the back.




3. Snap the hook into place by pressing down.



4. Place merchandise on the hook.



5. Install a label holder to display the price [221T shown].



6. To change the planogram, remove the entire hook with merchandise off the back.



7. Install the hook into the back located in the desired location.



8. Insert a new hook into the empty back and merchandise.

kostklip[®]
LIFE AT THE SHELF EDGE

Toll-Free North America 1.800.661.5547

Kost Klip Manufacturing Ltd. | www.kostklip.com | sales@kostklip.com

TPH2_Scanning-Hook_061714 | Printed in Canada