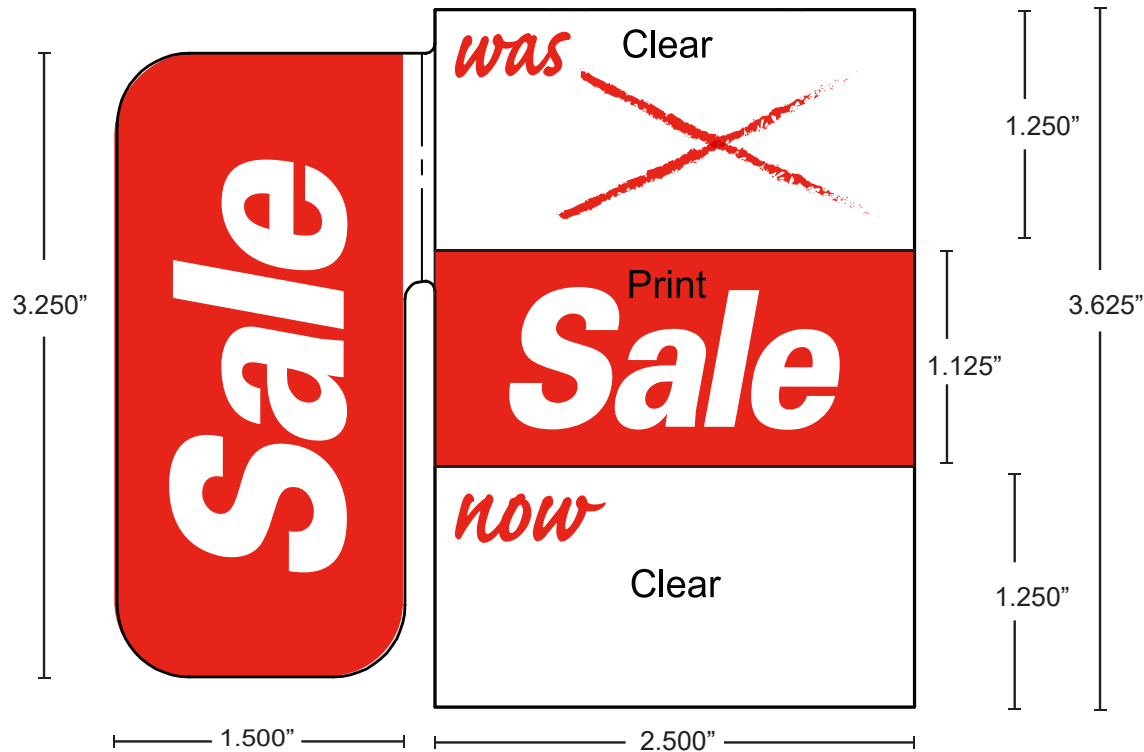



ClearVision® Double Ticket Right Angle Bib ShelfTalker™ Template




Fill in your Pantones:




PMS 199 C




Choice 1




Choice 2




Choice 3



Choice 4



Choice 5



White

Guidelines & Tips

Open Template in Adobe Illustrator and work in the "Design" layer to edit artwork.

Number of Colors

For the most economical number of colors, we recommend:



1 to 5 Colors plus White.

Spot Colors – Pantone Solid Coated

Use "spot colors", also known as Pantone Matching System (PMS) colors for your designs to ensure the most consistent color-matching.



Special Inks

Certain neon, metallic and pastel inks may be limited or be subject to higher costs. **Please contact a kostklip® representative for availability.**

SPECIAL INKS INCLUDE:

PANTONE+ Metallic Coated
PANTONE+ Pastels & Neons Coated

Texts & Fonts


All text in the artwork must be converted to outlines, i.e. turned into shapes. Even if artwork is submitted in PDF format, all text must be expanded. **To do this, select your text, then go to Type → Create Outlines.**



Correctly expanded text

Thin Lines & Small Text

Thin lines should be a **minimum of 2pt thickness** to prevent colors from bleeding.



Toll-Free North America 1.800.661.5547

Kost Klip Manufacturing Ltd. | sales@kostklip.com | www.kostklip.com

Please refer to the Printed Plastic Ordering Guidelines for more information.

Questions? Feel free to contact us!