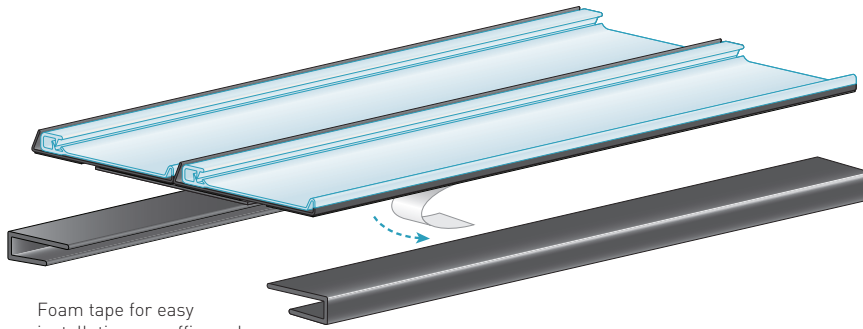
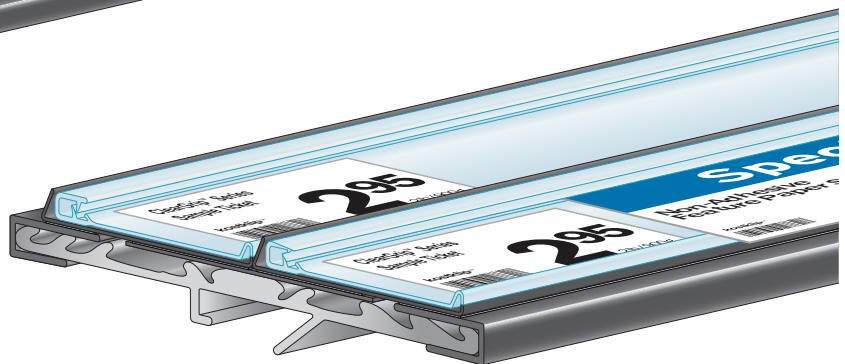


ClearGrip™ Coffin Cooler Ticket Molding

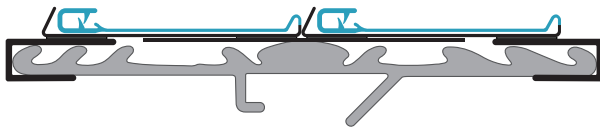
for Hussmann® OEM shelving and refrigerated merchandisers



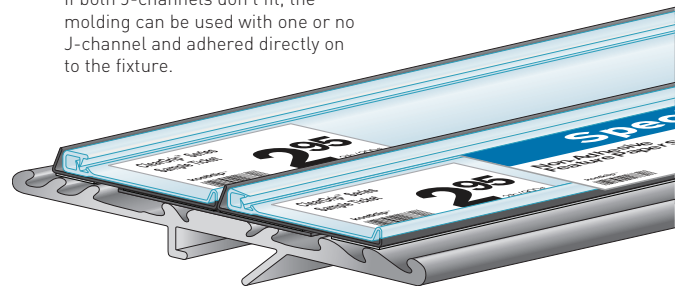
Foam tape for easy installation on coffin cooler fixtures or Hussmann® OEM shelving



Dual windows and grips for displaying plain paper price tickets and signs



If both J-channels don't fit, the molding can be used with one or no J-channel and adhered directly on to the fixture.



Features

- Fits over coffin cooler fixtures or Hussmann® OEM shelving
- Easy-to-install ticket molding with foam tape
- Dual clear, flexible windows hold, display and protect plain paper price tickets
- Kit contains two J-channel pieces and one double row of ticket molding

Hussmann® is a registered trademark and owned by the Hussmann Corporation

Code	Description	Color	Pack
212D-106192	1.25"H x 48"L	BL	10

*Contact us for more color and length options

kostklip[®]
LIFE AT THE SHELF EDGE

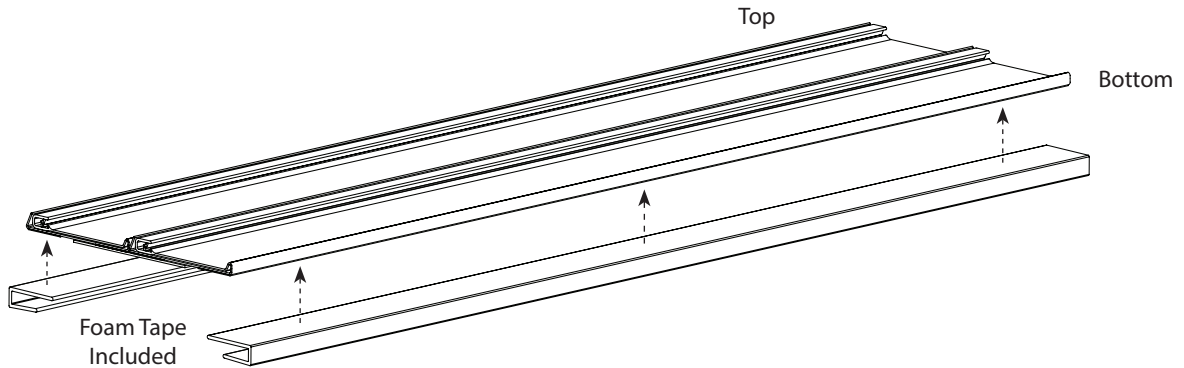
Toll-Free North America 1.800.661.5547

Kost Klip Manufacturing Ltd. | www.kostklip.com | sales@kostklip.com

212D_CG_Coffin_Cooler_051617 | Printed in Canada

ClearGrip™ Coffin Cooler Ticket Molding

installation sheet



1 Use on center cooler coffin fixtures, such as Hussmann® Double Flat PTM.




2 With the longer side on top, fit two the J-channels as far as they can go over the bottom and top edge of the fixture.



3 Remove the backing of the adhesive tape from the top and bottom of the Double ClearGrip™ piece.


**If both J-channels do not fit, adhere the Double ClearGrip™ piece directly to coffin cooler fixture.*



4 Align the Double ClearGrip™ piece in between the two J-channel pieces.



5 Firmly press along the edges to adhere the tape to the attached J-channel pieces.



6 The final installed part should look like the above, where the windows of the double ticket molding open from the top.



Toll-Free North America 1.800.661.5547

Kost Klip Manufacturing Ltd. | www.kostklip.com | sales@kostklip.com

212D_CG_Coffin_Cooler_051617 | Printed in Canada