




PGM Metering System

Precision Gear Metering Dispense System
for Sealants and Adhesives



**Provides precise metering and ultimate control
for smooth, consistent bead and ribbon dispensing**

- Provides high flow rates with high-viscosity hot melt materials
- Offers precise starts and stops
- Touch-screen controls are easy to use, easy to integrate

PROVEN QUALITY. LEADING TECHNOLOGY.

Graco PGM Metering System

Boost productivity with superior bead control and high flow rates

PGM

The rules have changed

The Graco PGM Metering System™ provides precise metering and ultimate control for delivering smooth, consistent bead dispense. Precision dispense combined with high flow rates – even with high viscosity materials – means you can dramatically improve production rates and ROI within your operation.

Bead control saves material costs

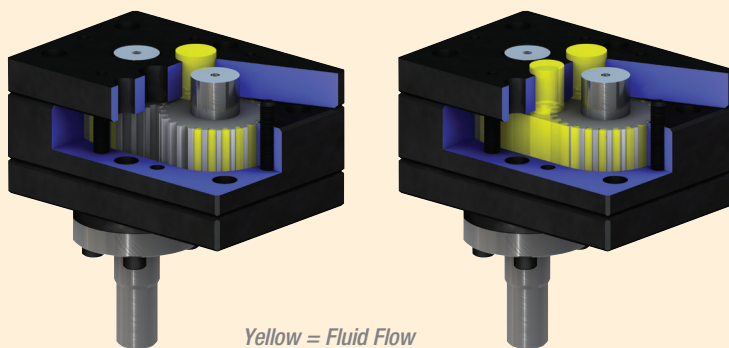
Gear meters are used to control bead dispense where application control is most critical. The PGM offers precise starting and stopping, minimizing “stringers” and “snakeheads.” Precision dispense means less wasted material and savings on material costs. It also means less scrap and fewer wasted parts.

Machine-mountable design assures precise dispense control

The PGM can be mounted at the point of dispense for an extremely accurate dispense.

High flow rates improve your production capacity

With the higher flow rates of the Graco PGM, you can achieve greater productivity in your manufacturing process.



Gear metering technology

Materials

- Ambient, warm melt and hot melt materials to 400°F (204°C)
- Low to high-viscosity materials
- Unlimited volume

Applications

Solar panel manufacturing:

- Polyisobutylene (PIB) perimeter seal
- Dessicated butyl
- Silicone secondary seal

Automotive manufacturing:

- Urethane windshield sealants
- Robotized front and rear windows sealing line
- Headliner assembly

Window and door manufacturing:


- Insulated glass

General assembly:


- Any process requiring a precise bead or ribbon profile
- Appliances
- Filters
- Electronics
- Small Engine Gaskets




1



2



3



Compact, fixed or machine-mountable design

Positive displacement gear pump technology provides superior, consistent bead and ribbon profile quality

Delivers clean starts and stops for less material waste

1. Communication from the command center provides precise control for the servo drive.

2. Material enters the manifold vertically, allowing the gear head to rotate during a dispense

3. Robust power and sensor connections create a reliable system

Operator-friendly touch-screen controls

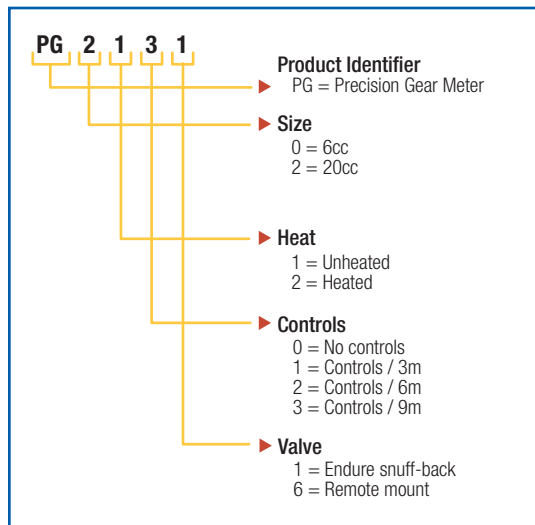
- Easy-to-use controls makes training easier
- Integrated self-diagnostics and serviceable design make service quick and easy
- Easy to integrate the system into your plant
- Controls and monitors dispense



Technical Specifications & Ordering Information

Everything you need to make an informed decision

Selection Matrix



Remote Dispense Valves

- 243694 Heated Dispense Valve
- 244951 Endure™ Valve, Heated, 1/2 in npt male outlet
- 244909 Endure Valve, Heated

Fixed Dispense Valves

- 244907 Endure Valve

Parts and Accessories

- 24D824 Automation I/O Cable
- 24E654 Ribbon Nozzle Kit, 10 x 1.5 mm
- 24E655 Bead Nozzle Kit, 3 mm dia
- 24E575 Dynamic Air Regulator for TOF
- 24E607 Gear Pump Seals, 6 cc
- 24E619 Gear Pump Seals, 20 cc
- 24E677 O-ring Kit, 6 cc
- 24E626 O-ring Kit, 20 cc
- 24E678 Heated Nest, Pilot
- 24E679 Heated nest, Ribbon or Bead

Technical Specifications

Flow rates*

Max. (6 cc/rev Pump) 480 cc/min

Max. (20 cc/rev Pump) 1600 cc/min

Max. fluid working inlet pressure 1500 psi (103.42 bar, 10.34 MPa)

Max. fluid working outlet pressure 2500 psi (172.36 bar, 17.24 MPa)

Air supply pressure range 60-100 psi (7 bar, 0.7 Mpa.)

filtration required

Fluid filtration 200 mesh minimum

Weight

6 cc/rev Pump 30 lb (13.61 kg)

20 cc/rev Pump 60 lb (27.22 kg)

Fluid viscosity range* 1000 - 1,000,000 cps

Wetted parts Stainless steel, tool steel, aluminum, chrome, carbide, acetal plastic, PTFE, chemical resistant O-rings

Power requirements Full load 18.5A, fuse rating 21A

Power supply voltage range 240VAC, 50-60 Hz, 1-ph

Operating temperature range

Heated Pump 40 to 400°F (4 to 204°C)

Ambient Pump 40 to 120°F (4 to 49°C)

Dimensions

6 cc/rev Pump 19.75 H x 9.38 W x 6.6 D in

(50.17 x 23.83 x 16.76 cm)

20 cc/rev Pump 21.75 H x 9.5 W x 8.9 D in

(55.25 x 24.13 x 22.6 cm)

* Flow rates and viscosities are general estimates.

HOSE DIAMETER						
Hot Melt					Ambient	
	- 8 3/4"-16 JIC	- 10 7/8"-14 JIC	- 12 1-1/16"-12 JIC	- 16 1-5/16"-12 JIC	3/8"	1/2"
Hose Length	6 ft	None	19M404 17J654*	None	19M416 17J666*	109163 626723 1/2"x 5 ft
	10 ft	19M402 17J652*	19M405 17J655*	19M412 17J662*	19M417 17J667*	None 215441
	15 ft	None	None	None	None	109165/ 685602*
FITTINGS						
PGM Inlet (-16 SAE)	None	None	124238 124235 (90°)	124239 124243† 124236 (90°)	None	None
PGM Outlet (3/4" npt)	124286	C20595	15M863	107127	124290†	124289†
Dispense Valve Inlet	124287	C20768	107052	124288	158256†	190451†

* Indicates PTFE hose, all others Buna-N. † Indicates swivel ◆ Therm-O-Flow part number 98xxxx models

Contact us today!

To receive product information or talk with a Graco representative, call 800-746-1334 or visit us online at www.graco.com.

