



8/10-FRAME BEEHIVE(2 DEEP,1 SUPER)

PACKAGE CONTENTS :



- Telescoping Cover
- Inner Cover
- 8/10-Frame Super Box
(Assembly Required)
- 8/10-Frame Deep Box
(Assembly Required)
- Plastic Excluder
- 8/10-Frame Deep Box
(Assembly Required)
- Solid Bottom Board
- Entrance Reducer



8/10*Deep Frames & Foundotions
(Assembly Required)



8/10*Medium Frames & Foundotions
(Assembly Required)

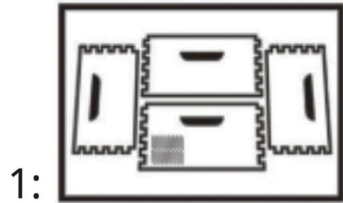


Nails for Frame



Screws for Beehive

ASSEMBLY STEPS



1:

Put the 2 side panels and 2 end panels together to make a box (Matching boards should be across from one another.)



2:

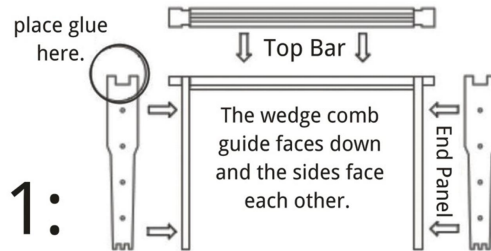
Make sure all 4 handles are facing out and towards the top



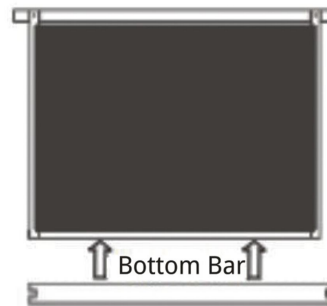
3:

Found the Pre-drill holes (in the center of "leg" of the pre-cut joint) and use screws to fix the box

REPEAT ABOVE STEPS FOR EACH ADDITIONAL BOX. →

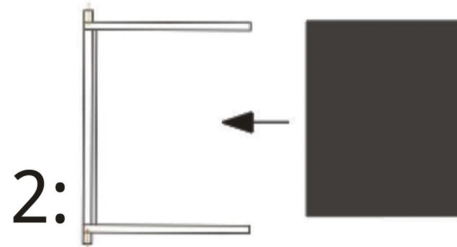


1:




3:

View from Bottom

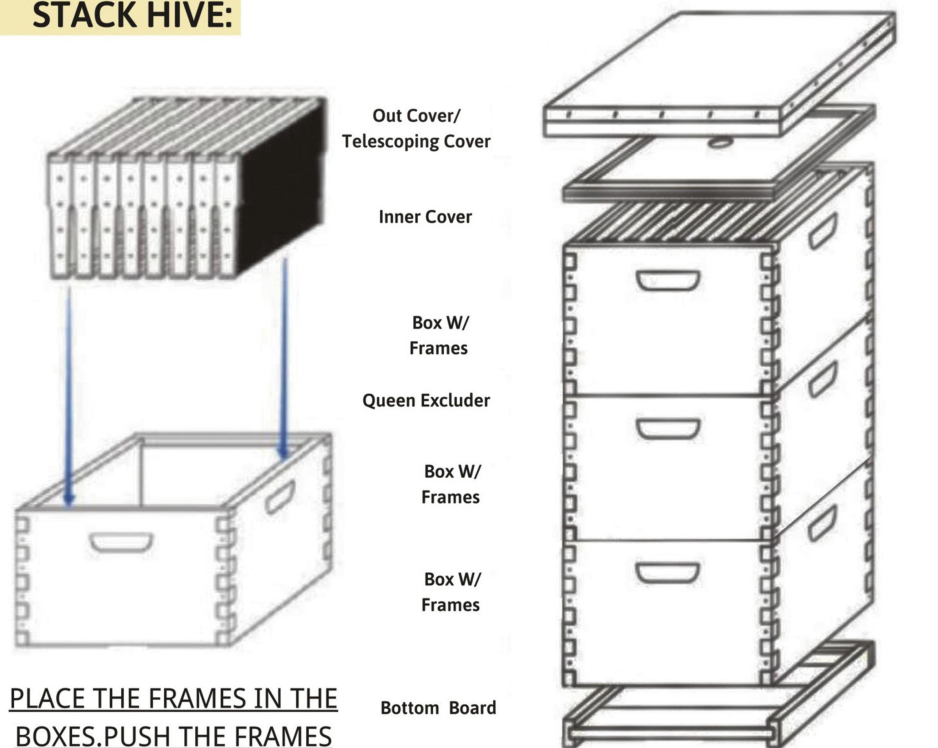


2:

ASSEMBLY STEPS (TO BE CONTINUED):



STACK HIVE:



PLACE THE FRAMES IN THE BOXES. PUSH THE FRAMES TOGETHER IN THE MIDDIE

STACK THE HIVE PARTS IN THE ABOVE ORDER