



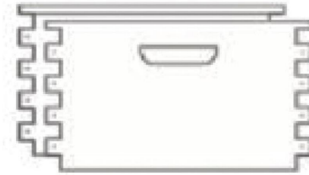
8/10-FRAME SUPER BOX

PACKAGE CONTENTS


HIVE BOX:



Box Side Panels x 2



Box End Panels x 2



screws

HIVE FRAMES:



End Panels x 16/20



Top Bar With Wedge
Comb Guide x 8/10



Bottom Bar x 8/10




Nails



Beeswaxed Plastic Foundation x 8/10

ASSEMBLY STEPS:

HIVE BOX:



Put the 2 side panels and 2 end panels together to make a box (Matching boards should be across from one another.)



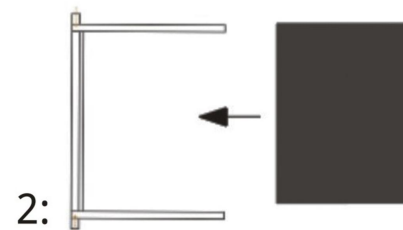
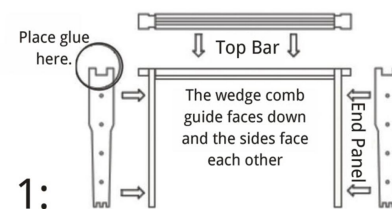
Make sure all 4 handles are facing out and towards the top

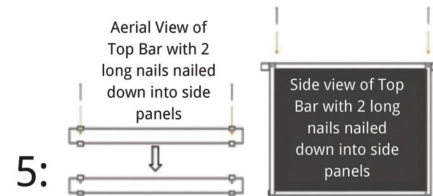
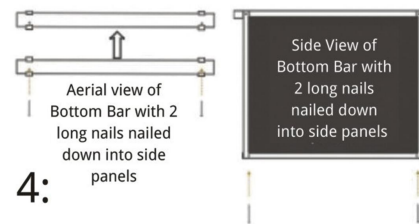
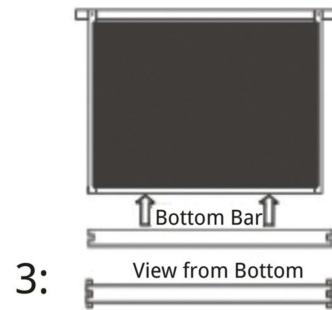


Found the Pre-drill holes(in the center of "leg" of the pre-cut joint) and use screws to fix the box

(REPEAT ABOVE STEPS FOR EACH ADDITIONAL BOX.)

HIVE FRAME:





STACK HIVE:

