

Simple and scalable genome analysis with TELL-Seq™: from haplotype phasing to *de novo* assembly in a tube

Tom Chen¹, Long Pham¹, Tsai-Chin Wu¹, Yu Xia¹, Gloria Mo¹, Tan Phan², Tuan Tran², Son Pham², Yong Wang¹, Ming Lei¹
 1. Universal Sequencing Technology Corporation, Carlsbad, CA 92011. 2. Bioturing Inc, San Diego, CA 92121
www.universalsequencing.com

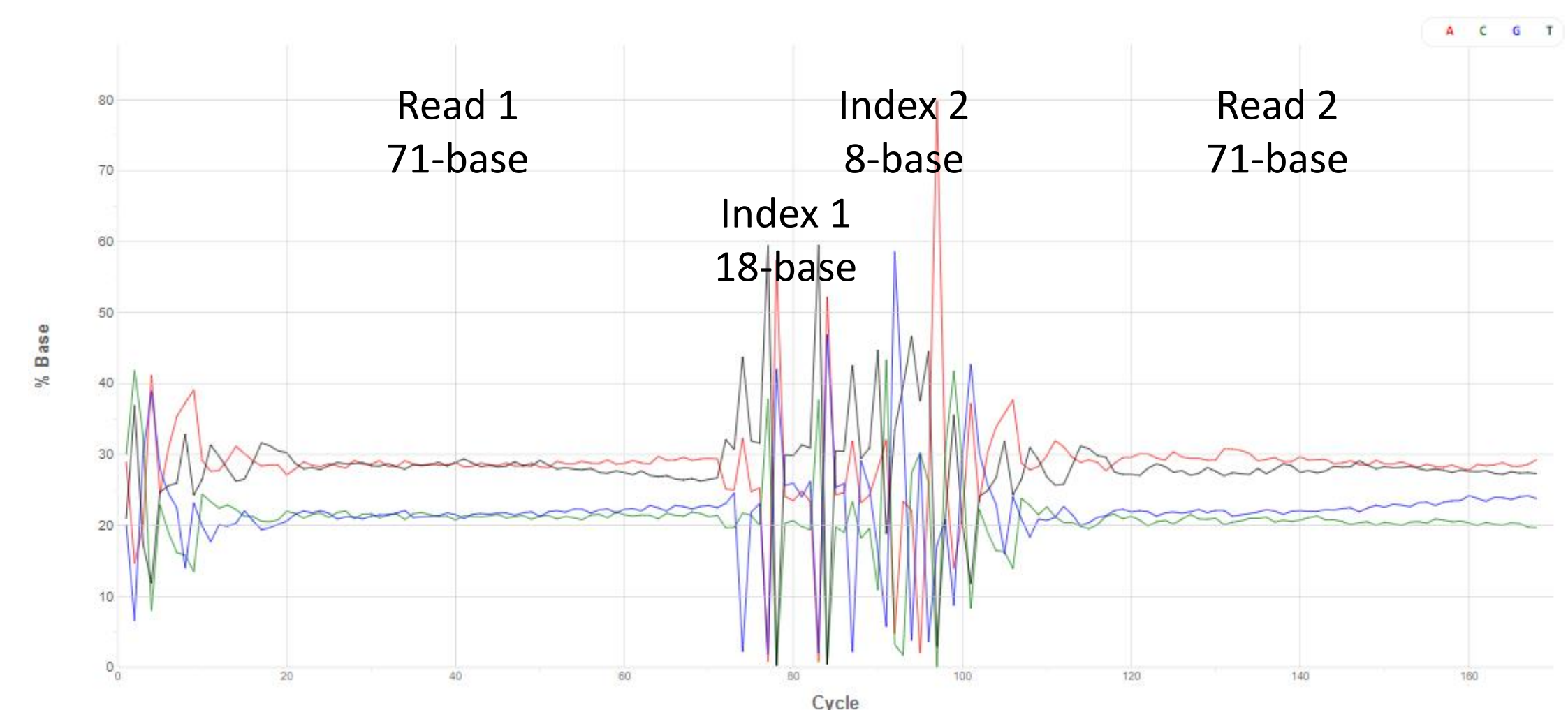
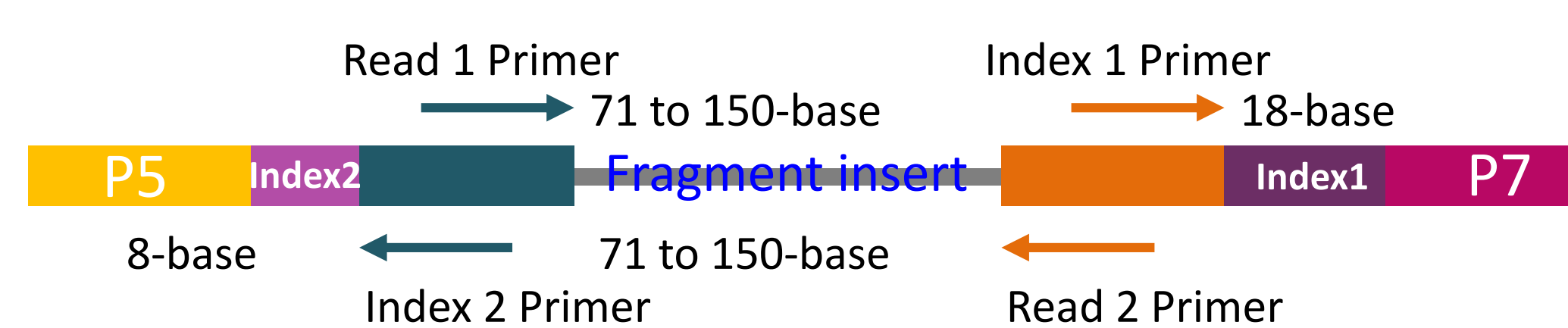
INTRODUCTION

Transposase Enzyme Linked Long-read Sequencing (TELL-Seq™) is a simple and scalable NGS library technology to generate barcode linked-reads for genome scale haplotype phasing and/or *de novo* sequencing. In a PCR tube, under a standard NGS laboratory setting and without a need for any expensive protocol-specific instrument, TELL-Seq Whole Genome Sequencing (WGS) Library Prep Kit will generate an Illumina sequencing library in 3 hours. Multiple samples can be easily processed parallelly in a 96-well format when needed. The library protocol can be adjusted and used for various sizes of genomes ranging from bacteria to human. TELL-Seq library will replace both fragment library and mate-pair library altogether and become a new standard library method for WGS.

TELL-Seq Library Preparation and Sequencing Workflow



TELL-Seq Library Structure and Sequencing Scheme



METHODS AND MATERIALS

Standard NGS Sequencing

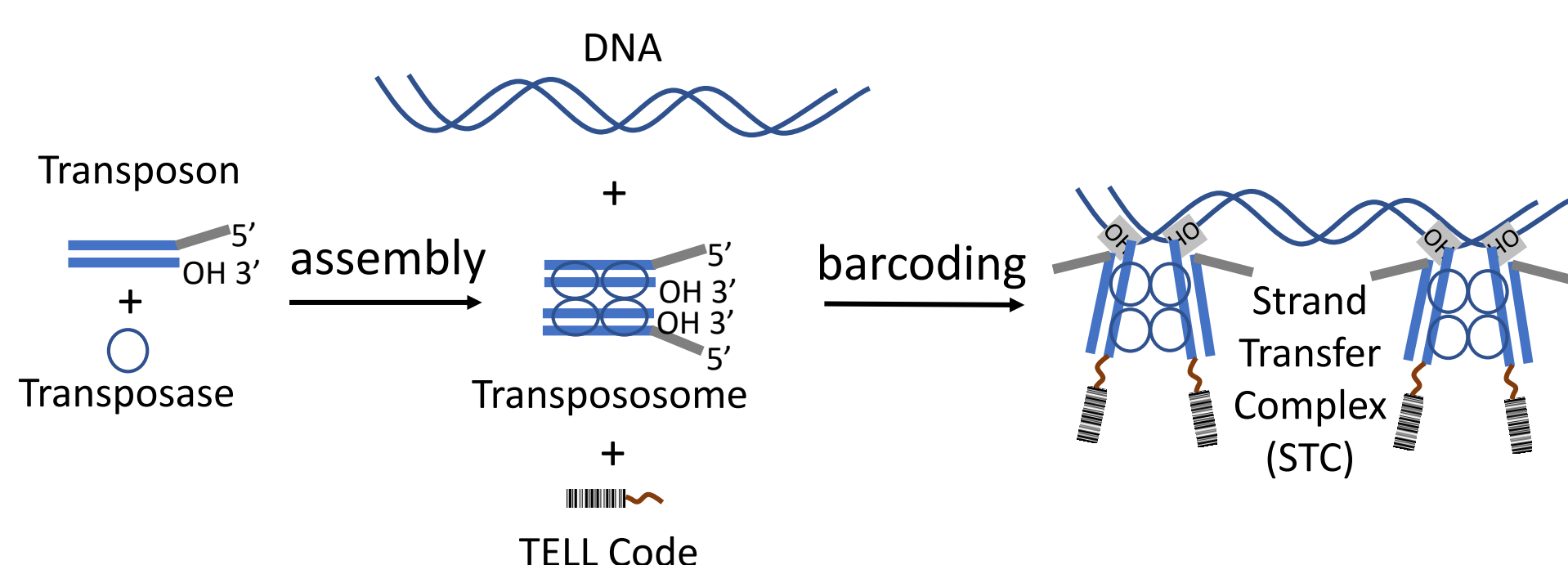


TELL-Seq Technology



- Standard NGS laboratory setting without any protocol specific capital expenditure
- All barcoding reactions are done in a 0.2ml PCR tube
- 0.5ng – 5ng genomic DNA input based on the genome size
- Works for both small and large genomes ranging from bacteria to human genome
- Highly scalable workflow for preparation of multiple samples in parallel

TELL-Seq Barcoding Reactions

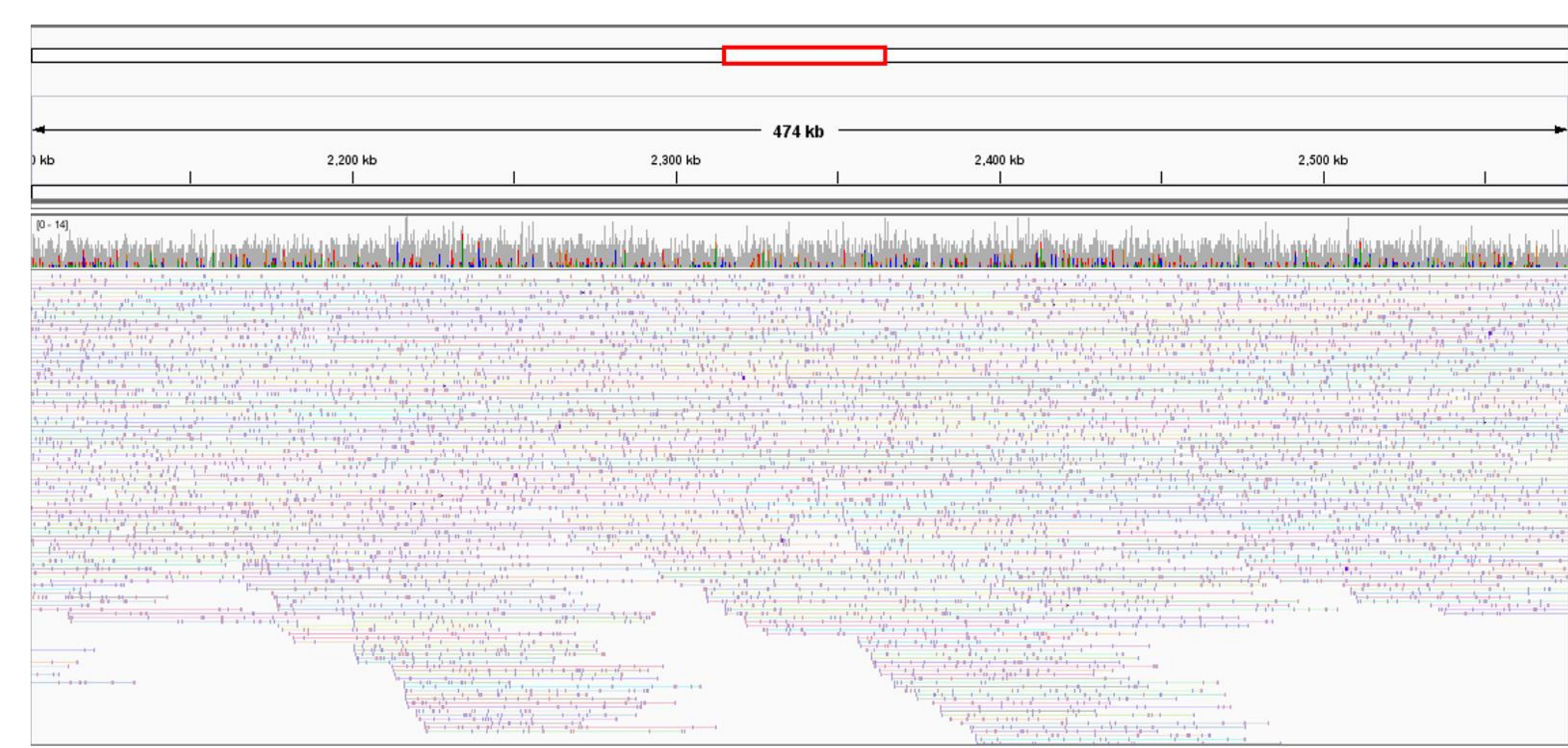


TELL-Seq WGS Library Prep kit includes

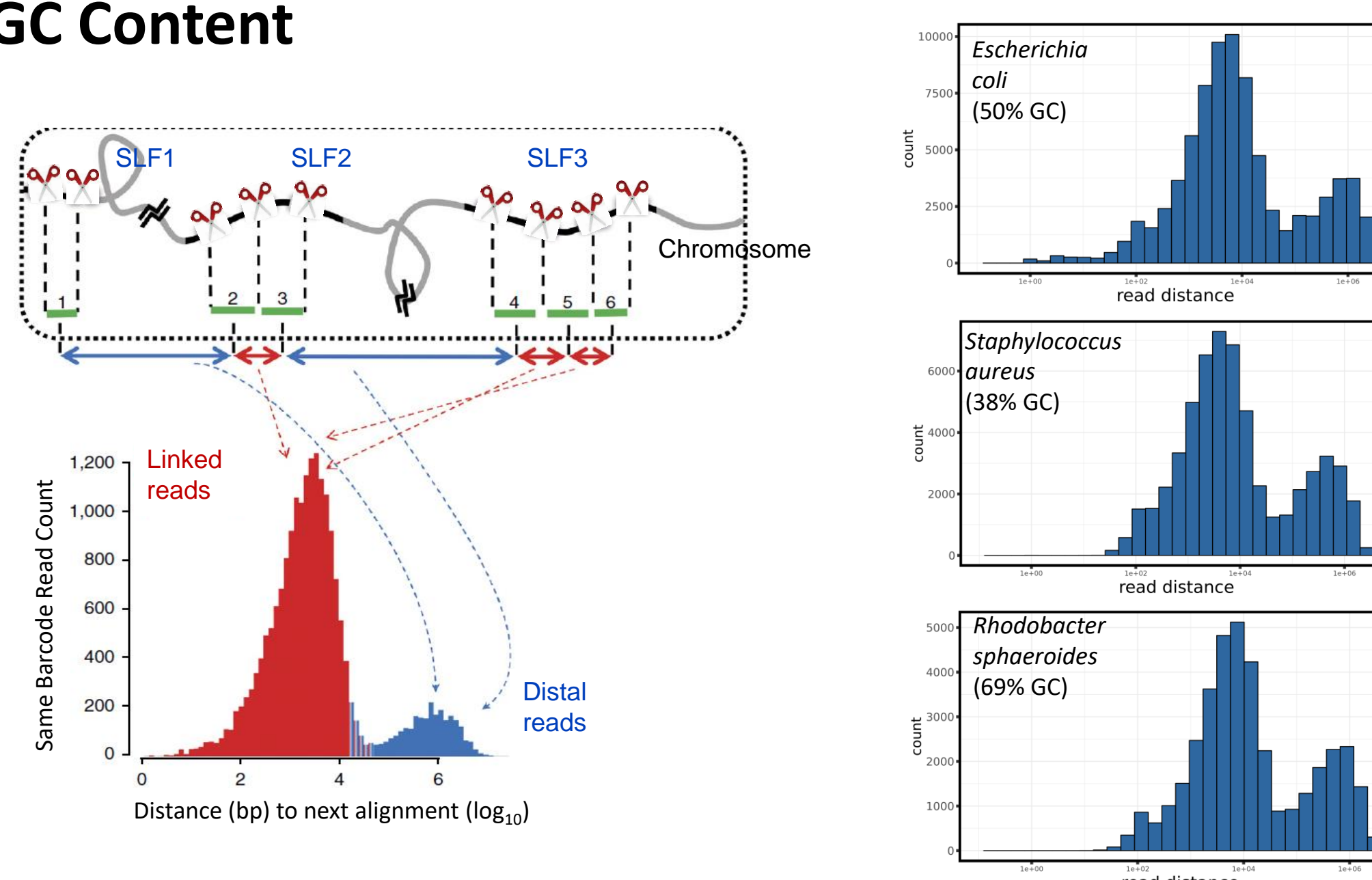
- TELL-Seq™ WGS Library Reagent Box 1
- TELL-Seq™ WGS Library Reagent Box 2
- TELL-Seq™ Library Index Primer Kit
- TELL-Seq™ Illumina Sequencing Primer Kit

RESULTS

I. IGV Snapshot of TELL-Seq Linked Reads



II. TELL-Seq Results for Three Bacteria with Different GC Content



III. TELL-Seq Results Compared with Mate Pair Data

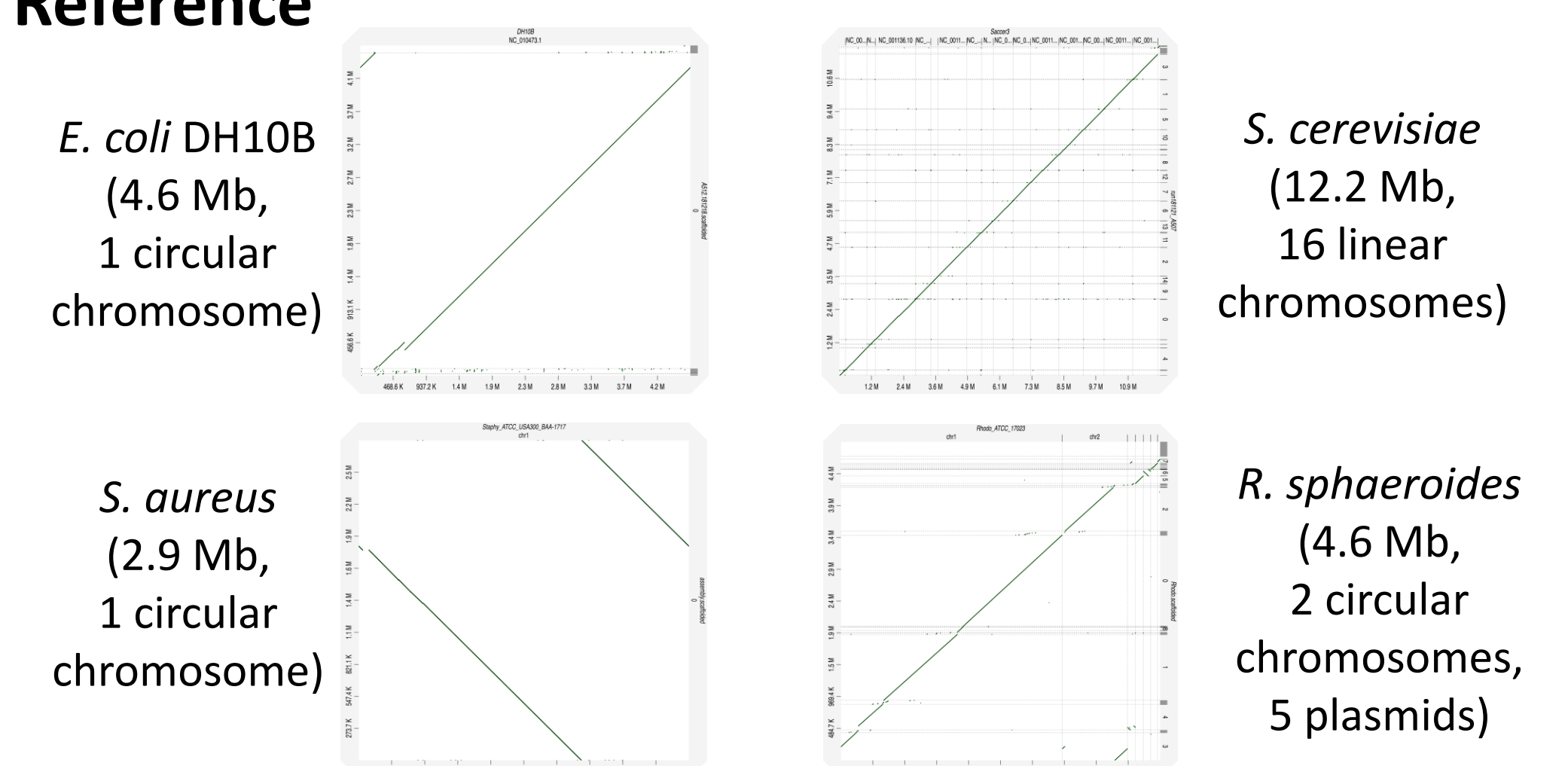
	Genomic coverage (%)	Average gap size (bp)	Number of gaps	Total gap length (bp)	Full genes†	Sample Processing
<i>E. coli</i> DH10B						
Illumina mate pair data 1*	96.72	3,576	43	153,750	4,181	Input DNA: 1-4µg Lib.Prepare Time: 2 days
Illumina mate pair data 2*	96.59	3,191	50	159,572	4,164	
TELL-Seq data 1: 2x71bp	96.23	3,213	55	176,739	4158	Input DNA: 1ng Lib.Prepare Time: 3 hrs
TELL-Seq data 2: 2x148bp	96.36	2,889	59	170,500	4166	

† The number of genes covered at 100%

* <https://www.illumina.com/documents/products/appnotes/appnote-nextera-mate-pair-bacteria.pdf>

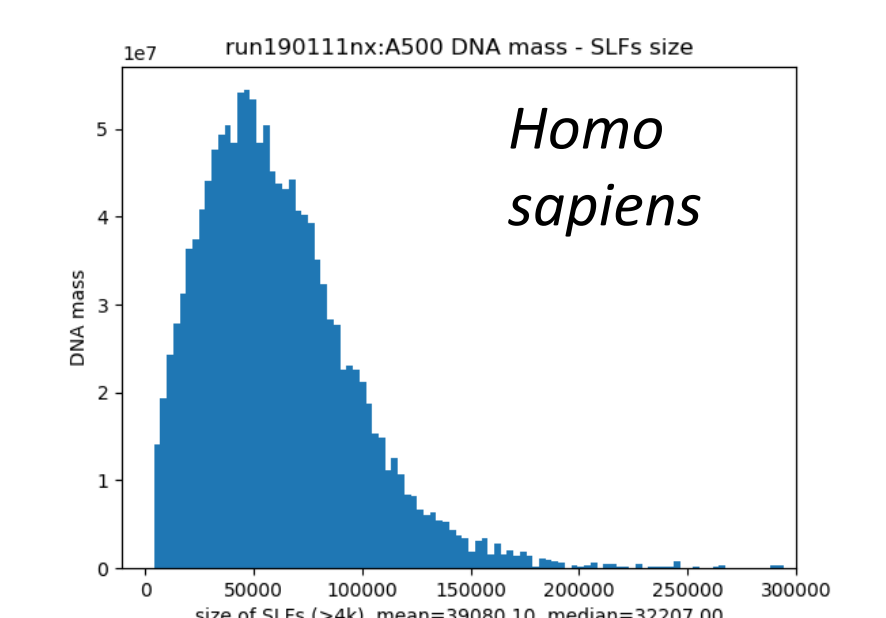
RESULTS

IV. *De Novo* Assembly Results Compared with Reference



V. Whole Genome Haplotype Phasing Results for NA12878

Method	TELL-Seq
Depth of genome coverage (Unique)	26X
Largest Phased Block	27.6 Mb
N50 Phased Block	4.6 Mb
Switch Error Rate	0.3%



CONCLUSION

TELL-Seq library technology enables short read 2nd generation sequencing systems to generate long read like sequencing data with innovative molecular barcoding library method. It is

- used for various sized genomes
- a single tube reaction without specialized instrument
- highly scalable for doing multiple samples in parallel
- one-stop solution for *de novo* sequencing and whole genome phasing
- automation friendly

TELL-Seq WGS library prep kit is available for early access soon. Visit www.universalsequencing.com for more information.