



# iReliev<sup>®</sup>

Relaxable™ Series

## Shiatsu Pillow Massager



Available in these colors:



Model # MA-9000






Thank you for purchasing the Relaxable™ Shiatsu Pillow Massager. Please read this manual carefully before use to ensure proper operation. This manual should be kept in a safe place for future reference.


## TABLE OF CONTENTS


Warnings.....	3
Indications for Use.....	4
What's Included.....	4
Product Description.....	5
Operation Guide.....	6
Specifications.....	7
Troubleshooting Guide.....	8
Other Products You May Like.....	9-14

## Model Numbers

 MA-9000-BK

 MA-9000-PK

 MA-9000-GR

 MA-9000-BL

## **WARNINGS**

To reduce the risk of malfunction, electric shock, injury, fire, death, and equipment damage, please read all instructions and warnings carefully before using this product.

- 1.** If the massage intensity feels too strong, you can place a towel or blanket between your body and the massage pillow to reduce intensity.
- 2.** To extend the life of the massager, allow the device to cool down for 15 minutes between 30-minute sessions.
- 3.** Do not pull on the wire when unplugging the charger from the device.
- 4.** Please use the factory adapter for charging to avoid fire or damage to the product.
- 5.** Do not operate the device in dusty or damp environments.
- 6.** Do not place the device near steam, heat, or fire.
- 7.** Do not place the device in direct sunlight.
- 8.** Do not use this product without your physician's consent if you have a serious health condition that could be contraindicated.
- 9.** Consult your doctor before using if you have an injury or had recent surgery.
- 10.** Do not disassemble the product or adapter in any way.
- 11.** Contact iReliev® Customer Service for assistance if the adapter or wire is damaged.
- 12.** This device is NOT intended for use by children under 18.
- 13.** Do not leave children unattended with this device.

## INDICATIONS FOR USE

The iReliev® Relaxable™ Shiatsu Pillow Massager is not intended for medical use. Consult your doctor prior to using this product if you are pregnant, have a pacemaker or if you have any concerns regarding your health.


Read this instruction manual before operation. Be sure to comply with all CAUTIONS and WARNINGS in this manual. Failure to follow use and operating instructions can cause harm to the user or device.

## WHAT'S INCLUDED:

- Shiatsu Pillow Massager
- Wall Charger



## PRODUCT DESCRIPTION



The Shiatsu Pillow Massager combines the relief of therapeutic massage with the beauty of a stylish throw pillow.

This easy-to-operate device offers one massage speed with optional heat. It features four 3D massage heads that provide a deep tissue kneading massage. Pressing the Direction button allows you to reverse the movement of the massage heads. The massager shuts off automatically after 10 minutes of use.

The Shiatsu Pillow Massager features a rechargeable battery for wireless operation. It is available in four color options: Black, Pink, Gray, and Blue.

## OPERATION GUIDE

1. Insert charger cable into the DC output of the massage pillow.
2. Insert the charger into your power outlet.
3. The charger light will display as RED to indicate it is charging. The full charging cycle is 3 hours.
4. The charger light will display as GREEN when the device is fully charged. The massager will operate ~2 hours per full charge.
5. Hold the Power button for 3 seconds to start your massage therapy with heat.
6. Press the Power button for 1 second to shut off the heat feature (red lights will turn off). Press the Power button again to resume the heat feature (red lights will turn on).
7. Massager will shut off automatically after 10 minutes of use. Press the Power button for 3 seconds to resume treatment.
8. Hold the Power button for 3 seconds to stop the massager.

## SPECIFICATIONS

Product Name: iReliev® Relaxable™ Shiatsu Pillow Massager	Rated Voltage: 110-220v
Size: 16" x 8" x 19"	Rated Power: 38W
Color Choice: Black/Pink/Gray/Blue	Battery Specs: 2200Ma, 19v Lithium Battery
Charging Time: ~ 3 hours	NW: 3.1 lbs
Intended for use by adults 18 and over	

### IMPORTANT

If the charger becomes damaged, it must be replaced with a DC 12.6V charger. This will ensure your safety and prevent device damage.



# TROUBLESHOOTING GUIDE

<b>Problem</b>	<b>Possible Issue</b>	<b>Troubleshoot Method</b>
Device is making a humming or tapping noise	None	Device is working normally
Device suddenly stops operating	Automatic timer has expired	Press the Power button for 3 seconds to restart
Device feels hot	Overheating due to prolonged use	Discontinue use and allow the device to cool completely before restarting
Device will not turn on	No charge	Charge the device fully before restarting

**NOTE:** Do not disassemble this device for any reason. iReliev® is not responsible for damage to product, property or persons caused by improper use or disassembly. Thank you for your cooperation.

For any issues not described above, please contact iReliev® Customer Service by calling **(855) 723-2582** or emailing **WeCare@iReliev.com**.



Wireless

## Premium TENS + EMS Therapeutic Wearable System

Experience the freedom of wireless TENS + EMS therapy with medical-grade technology and our patented low-profile wireless receiver pods. This powerful system is the clear leader within the iReliev® lineup of pain relief and muscle stimulation devices.



[Watch Video](#)

Model # ET-5050



Wired

## Premium Pain Relief & Recovery System

Enjoy the features of our best-selling TENS + EMS system combined with the added benefits of rechargeability and an extra-large lighted digital display.



[Watch Video](#)

Model # ET-8080



Versatile & Reusable

## Hot & Cold Therapy Gel Pack

Soothe your pain and inflammation with our versatile and reusable gel packs that go from freezer to microwave and vice versa, depending on your needs. These latex-free packs stay flexible when frozen, and the soft-touch cover protects the skin. The included hook and loop strap secures the pack in place.

Available in 5" x 10", 7.5" x 11", & 11" x 14"  
Model #s HC-5010, HC-7511, & HC-1114



[Watch Video](#)



Relaxable™ Series

## Relaxable™ Foot Massager Ottoman

This innovative piece of furniture features the beauty of a traditional ottoman plus a therapeutic foot massager tucked inside. Enjoy a relaxing experience every time with multiple programs and optional heat. It has a rechargeable battery for wireless operation.



[Watch Video](#)

Available in Pink, Gray, & Blue  
Model #s MA-8000-PK, MA-8000-GR, & MA-8000-BL



Topical Relief

## Pain Gel

Relieve sore muscles and joints with our all-natural formula. This colorless gel glides on easily and won't stain your clothes. The 3 oz. roll-on is the perfect size for your purse or gym bag.



[Watch Video](#)

Model # TO-3RO



Relief and Relaxation

## Hand & Wrist Massager

Therapeutic acupressure soothes and restores hands like a dream. Air bladders inside the soft hand chamber inflate and deflate to compress away tension and pain caused by overuse, arthritis, or carpal tunnel syndrome. It features multiple programs, adjustable intensities, an optional vibration mode, and an optional heat mode.



[Watch Video](#)

Model # MA-7000-WH



5825 Park Vista Circle  
Fort Worth, Texas 76244  
Phone: (855) 723-2582  
WeCare@iReliev.com  
www.iReliev.com