

Primary School

MATHS



Name:




Class:

My Feedback

These symbols help me to build up a dialogue with my teacher. They can be used by teachers and peers to show me where I need to improve.

When I have been given feedback about my work I can:

- Respond to the challenge that I have been given using my red polishing pen.
- Initial any comments that I have received to show that I have read and understood.
- Use my time wisely to review what has been said.

Feedback Code	
WWW	What went well:
NS	Next step:
	Use Bmail (book mail) to explain what I thought or ask a question.
✓✓	This shows a good grammatical or mathematical feature.
*	Go back and correct your work here.
Ⓟ	Incorrect punctuation.
^	You have missed a word out.
	This is unclear or does not make sense.
//	A new paragraph needed here.
	Improve your vocabulary choice.
Rpt	You have repeated yourself.
PA	Partially achieved Step to Success.
Please indicate how much support given using the following codes (marked in the top left hand corner on Steps to Success)	
I	Independent work.
CT	Class Teacher support.
TA	Teaching Assistant support.
VF	Verbal feedback given.

