

封底

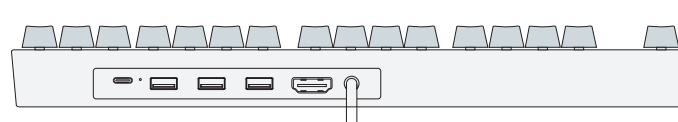
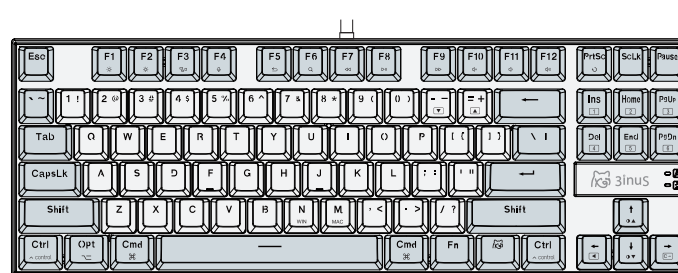
封面



Mechanical Keyboard with 5 Port Hub
User's Manual
EE01

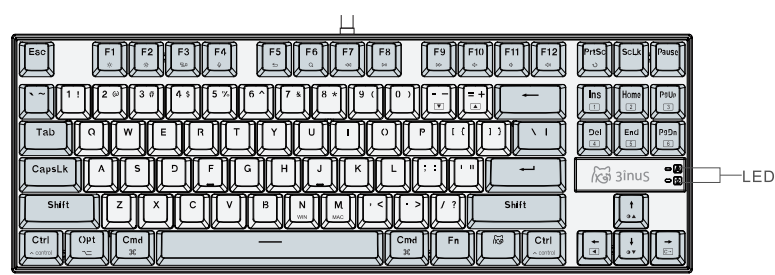
内页

EE01 Mechanical Keyboard with 5 Port Hub

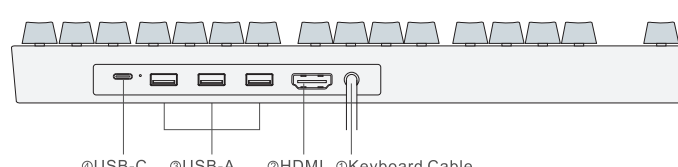


RGB Mechanical Keyboard

For MacBook Pro, MacBook Air, New iMac 2021/2022




5 Port Hub



1. Connect to MacBook Pro, MacBook Air, iMac 2021/2022
2. HDMI 4K/60Hz for Monitor, TV, Projector
3. Three USB-A USB 3.0 for Mouse, Flash drive, Smartphones
4. USB-C USB 3.1 for iPhone and other high speed connect

- *Press **[Fn] + [N]**, change from Mac OS to Windows OS
- *Press **[Fn] + [M]**, change from Windows OS to Mac OS



For Windows user, replace the following 4 Keycaps

Function and Multi-media keys

Mac OS	Windows OS
[F1] Decrease Screen Brightness	[Fn] + [F1] Decrease Screen Brightness
[F2] Increase Screen Brightness	[Fn] + [F2] Increase Screen Brightness
[F3] Mission Control	[Fn] + [F3] Multi-Windows Tasking(Alt+Tab)
[F4] Wake Up "Siri"	[Fn] + [F4] Desktop (Win+D)
[F5]	[Fn] + [F5] Return
[F6]	[Fn] + [F6] Search
[F7] Previous Track	[Fn] + [F7] Previous Track
[F8] Play / Pause	[Fn] + [F8] Play / Pause
[F9] Next Track	[Fn] + [F9] Next Track
[F10] Mute	[Fn] + [F10] Mute
[F11] Volume Down	[Fn] + [F11] Volume Down
[F12] Volume Up	[Fn] + [F12] Volume Up

Keyboard RGB Backlight Effects:

Backlight Adjustment

Backlight Mode	Description
[Fn] + [↑] Increase Brightness	20%, 40%, 60%, 80%, 100% until Full Brightness
[Fn] + [↓] Decrease Brightness	80%, 60%, 40%, 20%, 0% until Light Off
[Fn] + [↶] Change Flow Direction	
[Fn] + [↷] Change Colors	8 Different Colors
[Fn] + [⏪] Effect Speed +	
[Fn] + [⏩] Effect Speed -	

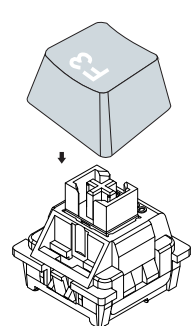
18 Pre-Set RGB Backlight Effects

There are 18 different pre-set backlight patterns. Press and hold the **[Fn]** and then **[F1]**, **[F2]**, **[F3]**, **[F4]**, **[F5]**, **[F6]** to change backlight effect. Each key provides 3 different modes. Totally there are 18 RGB Backlight effects.

Customize your own Backlight

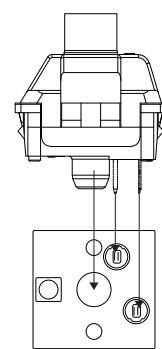
- 1) Press **[Fn] + [⏪]** twice, the key **[⏪]** lights as color on and breath slowly. The "Caps Lock" and "Scroll Lock" indicators blink together.
- 2) Press **[Fn] + [⏩]** to change color which shows on the key **[⏩]**.
- 3) Press any other key to light it up.
- 4) Repeat the previous two steps to light up more keys.
- 5) Press **[Fn] + [⏪]** once again to save the setting.

Keycaps Replacement



Never Scratch Off Letter from Double Inject Durable ABS Keycaps with Crystal Clear Uniform Backlighting.

Hot-swappable Switches



Fully Compatible with different Types of Switches, can be easily plug and pull from its own socket.