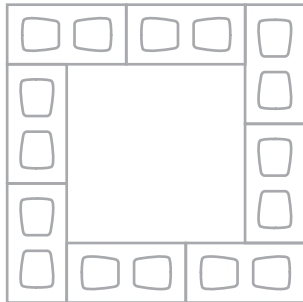


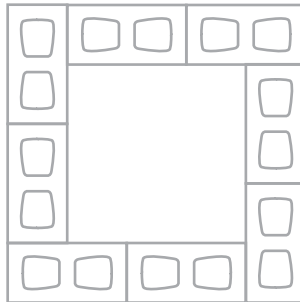


Post your creations on Instagram, Twitter, or Facebook with the #minimaterials and we'll send you a personalized discount code!


Bottom Layer



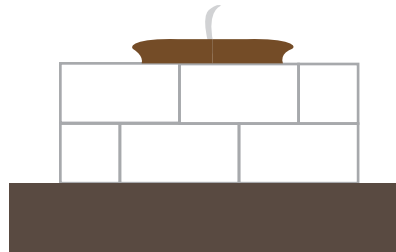
Top Layer



When done, bricks should look like this from the side:



Place on top of wood base, place candle, light and enjoy!



Tips:

- When mortaring, fill in the holes of the cinder blocks to create a stronger bond.
- Follow instructions carefully. You need to overlap bricks or structure will be weak.
- When done, run application sticks over running warm water and rub clean. Let dry completely.
- Let dry for two hours before using.