
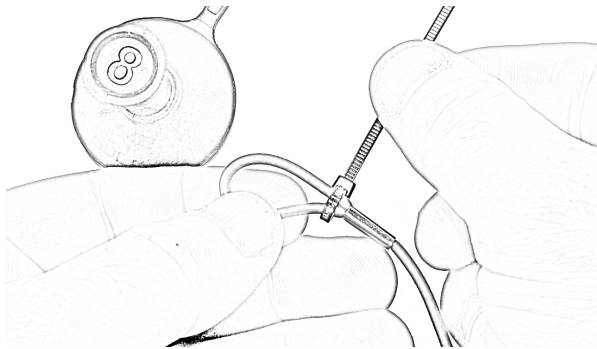




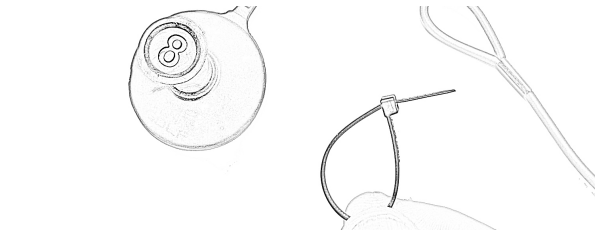
**NEW INSTRUCTIONS TO CROSS-CONNECT  
BUNGEE TO TETHER POINT**  
(Be sure to attach bungee to swivel and anchor first)



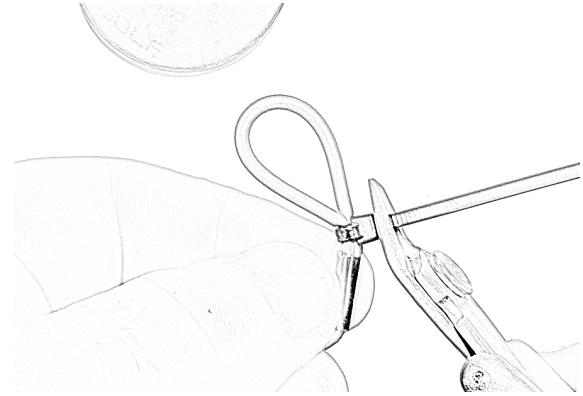
**STEP 1: Select tee and bungee to connect**



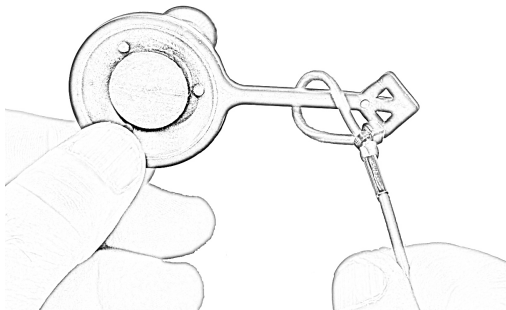
**STEP 3: Zip tie tight around both sides of loop  
above metal sleeve**



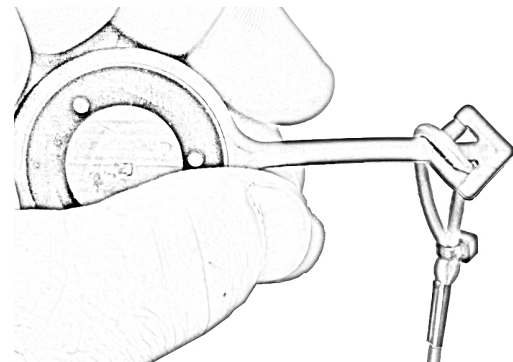
**STEP 2: Make loop with zip tie**



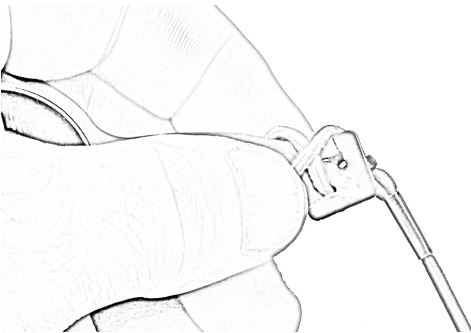
**STEP 4: Cut off remaining zip tie end**



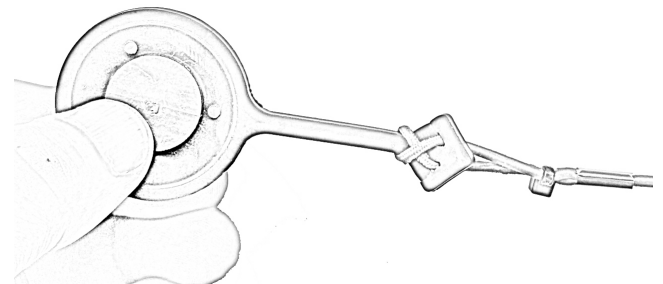
**STEP 5: Place bungee loop over diamond tee point**



**STEP 6: Clip opposite side of loop into diamond slit**



**STEP 7: Cross remaining side into opposite side slit**



**STEP 8: Confirm bungee cross connection as shown on bottom  
side of the tee. This will help the tee to lay flat. If  
tee is tilted, bend tip of diamond up for a second or two**